



Prairie Piecemakers Quilters' Guild

Inside the Guild

Website: www.prairiepiecemaker.com



HELLO

So good to see you again!





Guild Officers and Directors

President:
Sharon G

Vice President:
Tannis F

Secretary:
Beth H

Treasurer:
Marlene SC

Guild Committees with Directors*

Library Committee:

Bonnie R*
(Pat P, Mary O, Linda W, Debbie W)

Newsletter/Advertising:

newsletterppm@gmail.com
Deena A*

Proofreading: Frances L & Mary F

Program Committee:

Linda B*

Website/Promotions Committee:

Jymmi Kaye D
ppmqguild@gmail.com

Workshop Committee:

Aline M*

Membership Committee:

Cheryl A* & 1 pending

**Meeting Dates
2020-2021**

September 7, 2021

October 5, 2021

***November 2, 2021**

December 7, 2021

***January 3, 2022**

***February 1, 2022**

***March 8, 2022**

April 5, 2022

May 3, 2022

June 7, 2022

*** ZOOM MEETINGS**

50/50 Draw Committee:

Sheree S; Betty U

Retreats:

Shannon B*
Jacquie B.

UFO's:

Renee B

Connecting Threads:

Marlene SC

Facebook Page: Jymmi Kaye D

DISCLAIMER

Information contained herein regarding any specific person, commercial product, or service by trade name, trademark, manufacturer, or otherwise, does not constitute or imply its endorsement, recommendation, or favouring by Prairie Piecemakers Quilters' Guild or it's directors.

Want to join the Guild? Information on last page.

Good Shepherd Lutheran Church
3825 Hillsdale Street
Regina SK S4S 3Y5

Monthly Meetings

First Tuesday of month:

ZOOM NOV, JAN, FEB, MAR, 7 to 9 pm

Monthly Meetings

First Tuesday of month:

Sept-Oct, Dec and Apr-June, 7 to 9

Website: www.prairiepiecemaker.com

Facebook: **Prairie Piecemaker Quilters' Guild**

Newsletter: newsletterppm@gmail.com

Email: ppmqguild@gmail.com

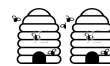
Copyright: Prairie Piecemakers Quilters' Guild Inc.

Prairie Piecemakers Quilters' Guild

Box 33043, Cathedral P.O.

Regina, SK S4T 7X2





2021 **Awesome!** 2022

President

Sharon G



Vice-President

Tannis F



Secretary

Beth H



Treasurer

Marlene SC



Bonnie R



Cheryl A



Deena A



Aline M




Linda B



Jymmie Kaye D



Renee B



Sheree S



Betty U



Shannon B



Jacque B



Betty U



Jymmie Kaye D





President's Message



As we bid adieu to summer, it's time to say hello to our fellow quilters. And for the first time since March of 2020, it's an in-person hello at a regular meeting.

It's with relief and perhaps some slight trepidation that we finally see each other in person again. And as long as the covid numbers stay low, and there isn't another public health order imposed, we hope we can meet several times in the next 10 months.

While there is no longer a mandatory masking order at the time I'm writing this, we are encouraging people to wear masks at the meeting.

There are going to be some changes for the upcoming year. NOT every meeting will be an in-person meeting at the Good Shepherd Lutheran Church hall. We have committed to having some speakers from out of province - which means a few of our meetings will be on Zoom.



Over the past year we've heard two things from our guild members:

1. They couldn't wait to meet in person.
2. They loved Zoom and hoped we could continue having meetings online.



So, as long as no health orders change things, we hope to offer a hybrid of six in-person meetings and four meetings via Zoom.

November, January, February and March will be zoom meetings.

Also we will only be printing a small part of our newsletter for the months we meet in-person. The rest of the newsletter will be available for you online as it has been for the past year. The money saved by not printing the newsletter can help us offer a wider variety of programming and workshop options, as well as keeping our annual membership at the same price it's been for more than a decade. If you don't have good access to a computer or the internet, please tell me, Marlene or Deena, that you need a newsletter. We will endeavour to help you get one.



Please enjoy the meeting, and I look forward to seeing all of you in person.



Sharon G

JANOME

Horizon Memory Craft

9450QCP



MSRP \$5599.00

SALE \$4499.00

TABLE AND FILLER PLATE, A \$739.00 VALUE, FREE

- 350 Built-In Stitches and 4 Alphabets
- Full Color LCD Touchscreen (4.4 x 2.5")
- 11" to the Right of the Needle
- Stitch Composer Stitch Creation Software
- One-Step Needle Plate Conversion with 3 Included Plates
- Full Intensity Lighting System with 9 White LED Lamps
- Maximum Sewing Speed: 1,060 SPM
- Superior Needle Threader



Northgate Sewing Centre

140 Albert St 306-569-1552
Regina, SK.
info@northgatesewing.com
S4R 2N2

Second Story Quilting

Widebacks and Quilters Dream Batting



Fit For a Queen by Westrade

Wide range of colors ~ Cotton and Flannel ~110"x108"

Quilter's Dream Batting

Cotton, Poly and Orient - King cuts (122"x108")

Christa Marcotte

Box 33

Torquay Saskatchewan S0C 2L0

Call or Text 306-421-7056

Email: acmarcotte@sasktel.net

Website: www.secondstoryquilting.ca

Blog: www.secondstoryquilting.blogspot.com

Pictures of colors can be texted or emailed.

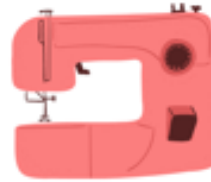
Sew Materialistic



We are the only fabric store in Northeast Saskatchewan!

Over 2000 bolts of quilting cotton!

We carry all your sewing needs, including:



- Wide back cotton and flannel
- Gutterman, Aurifil, and Mettler thread
- Wooly Nylon and Regular Serger Cones
- Cotton and polyester batting
- Pillow stuffing and forms
- Creative Grid Rulers
- and more!

We are located in Nipawin, SK!

**We are open Monday to Saturday,
9:00 AM to 5:00 PM**



Innovative Quilting

Computerized Longarm Quilting

*Specializing in "Edge to Edge" Quilting
Thousands of Patterns to select from*



Offering:

large selection of wide fabric: Cotton, Flannel, & Fireside
50/50 Cotton-Bamboo & 100% Arctic Cotton Batting
Plus .

We also sell regular fabric, notions, patterns and more..

Open 9 to 5 Mon-Friday & most Saturdays (call ahead)

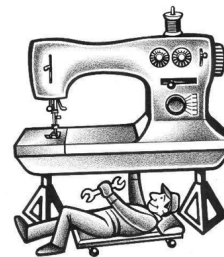
76 Halifax Ave
Melville, SK

Phone: 306 760-1573 or 306 728-8199 cell
innovativequilting@sasktel.net

"IT'S NOT A QUILT UNTIL IT'S QUILTED"

TREAT YOUR SEWING MACHINE TO A SPA!

Is your sewing machine telling you it's
time?



Call or text Darcy in Regina **306-501-2771**
or email darcyzee@hotmail.com

GREAT RATES!

www.sewingmachinecleaningandrepairs-regina.ca



Leann will be discussing what is involved with dying fabric, the exciting results you can get when you don't expect it, and show some samples of projects she has done.

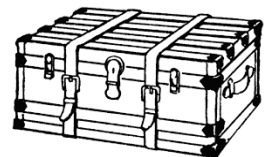


There's something magical about pouring dye onto white fabrics and seeing them transformed into rainbow hues.

/ Leann Clifford



Jeannette Z will present a trunk show of the beautiful quilts she has made for family and friends, along with some surprise items that our members may like to try.



Sale



Broderick Garden Centre

SO much more than a garden store!

Sale

September 4-12 online at www.broderickgardens.com or instore until September 11th

25% off all fabric, precuts and kits and 40% off Batik fabrics.
No code is required if shopping online. You can also choose instore pickup and get at a later date!

* Quilting Cotton by Moda; Northcott; Art Gallery; Free Spirit; FIGO; Kona; Ruby Star Society, etc

* Designers: Tula Pink, Tim Holtz, Alison Glass, V and Co., Natural Born Quilter, Guicy Guice, Libs Elliott, Basic Grey, Gingiber, etc.

* We carry an extensive line of patterns, Quilters Select and Creative Grids rulers and templates, Aurifil Thread.

* Bag making supplies: Cork, Canvas, hardware from Emmaline Bags and Sallie Tomato, zippers and interfacings.

www.broderickgardens.ca 420 Saskatchewan Ave E Outlook SK 306.867.8999

NO QUILT QUILTING

Professional Longarm Quilters

Moose Jaw, SK

All our prices are very competitive.

We offer basting to extreme custom work. We offer it all!

With no training session involved, you can just walk in and start to load your quilt.

You can also have us pre-load your quilt for a small charge.

During a one-on-one session of no less than 4 hours, you may choose from many threads, and a large variety of edge to edge designs

- a creation that's all your own.

If you have ever wanted to experience quilting your own quilt on a computerized machine with thousands of edge to edge designs to choose from, we have a plan for you!

We're offering our computerized Gammill Statter longarm machine in a great deal.

This will be a no sweat, and no stress experience

Of course, we still offer quilting for those who want to continue to have us quilt for you.

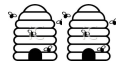
We also have a large selection of battings, including wide, black, wool/cotton blend, bamboo, 100% natural cotton, 100% cotton bleached white, 80/20 cotton poly, the last 2 being available in Hobbs, and Arctic.

With the lowest prices around, don't hesitate to give us a call to book your spot!

You can call Colleen at 306-631-5303.

Please don't hesitate to call us for any of your longarm needs.





October 2021 All Star Sampler Platter Event !

The PPQG is registering the quilt guild again this year so that every guild member can attend this virtual event.

Access details will be provided.

Presenters

(These lists do not denote order of presentation)

Oct 2, 2021 3-6pm EST

April Sproule, Brandy Maslowski,
Candy Grisham, Jane Haworth,
Carole Lyles Shaw,
Daisy Aschehoug, Jane Hauprich
Jenny Kae Parks, Julia McLeod

Oct 3, 2021 3-6pm EST

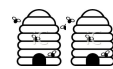
Kena Tangi Dorsey, Lisa Walton,
MJ Kinman Rhonda Denney,
Sandra Chandler, Susie Monday
Tina Craig, Tori McElwain,
Valerie Goodwin

New: you'll be able to watch the events for 24 hours after they end!

GQC will make each days event accessible to you to watch for 24 hours after each live event ends! We know that our viewers are located all across the globe and we want to make it easier for you and your guild members to watch. We don't want you to miss any of the great content that our presenters have for you!

[Click here for more information or to register yourself or your guild!](#)





The Thrills and Spills of Fabric Dyeing.

Sept 18th from 9-4 pm
 Instructor: Leanne Clifford
 Neil Backwill Centre
 \$50.00 + \$10.00 for supplies

There's something magical about pouring dye onto white fabrics and seeing them transformed into rainbow hues.

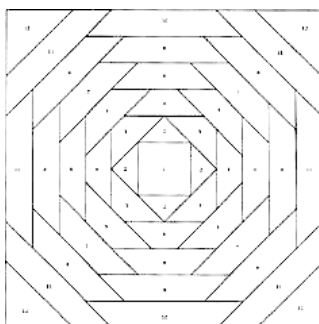
On our journey we will use **Procion MX dyes** as a reactive **dye** and as an acid **dye**, increasing the creative opportunities and expanding the color range possible.

Procion MX dyes are just what you need for assemblage dyeing, where you can create a collection of fibres, threads and fabrics that are perfectly colour co-ordinated for a particular project.

We'll be looking at various ways of creating exciting colour schemes on fabrics, using low water immersion, as well as painting your own

Paperless Piecing.

October 23rd from 9-4 pm
 Instructor: Lori Tourscher
 Saskabilities Centre
 \$35.00



Using freezer paper is my go-to method for paper piecing - it's accurate, with no messy paper removal. This technique uses the same numbered pattern that you might use in Paper Piecing, but you don't stitch through the paper. When the block is done, the freezer paper pulls off easily because it has not been stitched through.

In the class you get to choose the pattern that you want to paper piece and I will teach you the technique of how to paper piece using freezer paper. I will give you lots of pointers and tips as we work through your pattern.

Did you know?



Payment for a Workshop is due upon registration.

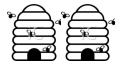
If you are unable to attend a workshop, please notify one of the Workshop Committee. You will find Workshop Lead contact information on the page 2 of this newsletter.

You are responsible to find a replacement that can pay you the Workshop fee and take your place. The Guild does not refund the registration fee when you are unable to attend, nor provide a credit for a future workshop. If the Guild cancels the Workshop, registration will be reimbursed.

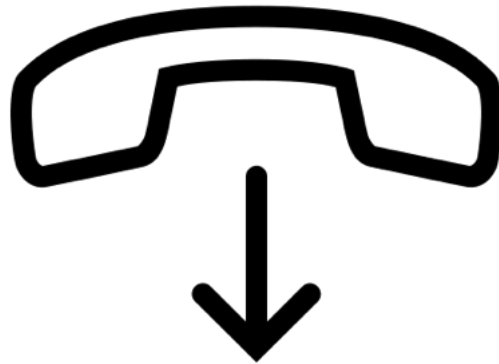
If there is a waiting list for the workshop, the Workshop Committee will share the names on the waiting list for you to contact.

Some of our workshops rely on a certain number of participants to cover the expenses. We are trying to keep the costs, as reasonable as possible.

The Guild abides by provincial health regulations and as such, may need to cancel face to face workshops. We kindly ask that, if not fully vaccinated, you wear a mask during the workshop.



LAST CALL



Hello Quilters: Since we have not hit our capacity limit for the Fall quilting retreat, we are opening up registration to friends, family, members of other guilds, etc. Guild members can still sign up. But we are also encouraging you to pass this information on! Thanks!

Dallas Valley Quilters Retreat – October 14th to October 17th, 2021

We will be staying overnight for 3 nights and will have 3 meals a day plus a snack. You can quilt 24 hours a day if you wish, as the sewing room is separate from the sleeping quarters.

The current estimated cost is \$300.00 per person. The more people who sign up, the lower the cost per person will be.

Our intention is to follow **ALL** Sask Health Guidelines to make this a safe space for all participants. So masks will be required when you are moving around in the public work space.

At this time our limit is 20 people, so that everyone has a private room. Any applications I receive after the limit is reached, will be put on a wait list. The cut off date will be September 6th, at which time we will decide if the retreat is a go or not.

Please send your name/phone number in an email to Shannon at saskgirl1971@gmail.com.



24 - 810 CENTENNIAL BLVD
 WARMAN, SK S0K 4S1
 (306) 384 7858
 TINYSTITCHQUILTSHOP@GMAIL.COM

SHOP ONLINE:
 WWW.TINYSTITCHQUILTSHOP.COM

TINY STITCH QUILT SHOP INC.



Colleen's Quilting

Longarm Quilting Service

Colleen Matheson 290 Qu'Appelle Drive West
mathesonc@sasktel.net Lumsden, Saskatchewan
 306 731-3603 SoG 3Co
 APQS Millennium



angela@gypsysoulfabrics.ca
 306-421-3083
 Estevan, SK

Gypsy Soul Fabrics
 Invite us to your next retreat! We are mobile!!

TERRY WHITMAN

Custom Longarm Quilter

1-304-634-4603



Box 1586, Estevan SK S4A 2L7
gary.whitman@sasktel.net

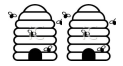
Up Yur Quilt



Fabric
 Patterns
 Books
 Notions
 & more!

Online shopping at www.upyurquilt.ca
 St. Catharines, Ontario, (905) 938-1462.

What's the buzz?



So glad to be back for another quilting year!

This year with our experience online, the executive has decided to only print an abbreviated newsletter for in-person meetings.

The full newsletter will still be available online at our website.

At the end of the year we'll ask what you thought of this change to help us prepare for the next year.

Thanks very much.

Deena A

Tannis F. has designed a mystery quilt, as yet unnamed, best name submitted at the putting it together workshop in April wins a prize. Please note that this is a group collaboration as Tannis did the creative work and Heather I., Shelley K., and Marlene S-C. were the testers.

All the blocks of the Mystery quilt are traditional, but they are assembled in a *modern way*.

The Mystery Quilt is intended to be skill building along the way, for example, how to tackle curves, pressing, trimming. We start with the hardest (for me) block. There is a new block each of September to March and our efforts culminate in the April Workshop.

You are asked to sign up to keep our printing costs down (necessary templates, paper piecing).

For simplicity's sake, colours have been called, dark, medium, and light. The background can be either dark or light. You may use scraps for Colours 2 to 4 should you choose. (I will have examples of fabric to illustrate a light background and a dark background.)

Assembled top, *without any border*, approximately 54" x 66".

Fabric Needed:

- Colour 1, Background, 4.75 m*
- Colour 2, approximately 1.5 m
- Colour 3, approximately .6 m
- Colour 4, approximately .5 m
- Colour 5, approximately .5 m (stripes cut *parallel to the selvedge*)


*This will give you enough for a 2" border and binding should you choose to complete the quilt using Background.

If Background is	Light	Dark	
Then			
Colour 2	Dark	Light	
Colour 3	Medium	Medium	Suggest a print that incorporates all the colours
Colour 4	Dark	Light	
Colour 5	Medium	Medium	<i>Strongly suggest</i> a solid for best effect

Bonnie R

Abbreviations Used:

- WOF Width of Fabric
- RS right side of fabric
- RH right hand



DRUNKARD's PATH—each block is a $6\frac{1}{2}$ " square (to finish as a 6" square)

Can use template to draw, then cut, or to trace onto freezer paper then cut or use your template to cut directly—*whatever works for you.*


Needed: Templates A (Crust) and B (Pie)

Colour 1 (Background Fabric) for Crust

Colour 2 (Pie)

Colour 4 (Pie)

Ruler that is at least $6\frac{1}{2}$ " square—**must have $\frac{1}{4}$ " markings**



From Colour 1: Cut 3 - 7" strips WOF
Subcut each WOF into 10" x 7" rectangles.
Place two 10" x 7" with RS together.
Using template A (Crust), cut one with corner of Crust in upper LH corner and one with corner of Crust in lower RH corner. They fit together closely; *be careful not to cut the short straight sides of the Crust too far.*

Need 21 Crusts from Colour 1.

From Colour 2: Cut 2 - $6\frac{1}{2}$ " WOF strips.

Subcut each WOF into $6\frac{1}{2}$ " x 18" rectangles.

Fold each $6\frac{1}{2}$ " x 18" in half, RS together. Using template B (Pie), cut 2 Pies, then open up and cut a third.

Need 10 Pies from Colour 2.

From Colour 4: Cut 2 - $6\frac{1}{2}$ " x WOF strips.

Subcut each WOF into $6\frac{1}{2}$ " x 18" rectangles.

Fold each $6\frac{1}{2}$ " x 18" in half, RS together. Using template B (Pie) cut 2 Pies, then open up and cut a third.

Need 11 Pies from Colour 4.

Piecing: $\frac{1}{4}$ " seam. (Check your seam on scraps before you start.)


Lay Pie RS up. Lay crust RS down. *Note: Crust is always on top. The magic happens when you trim.*

Match edge, sew $\frac{1}{4}$ " seam curved edges together.

Make 10 blocks with Colour 2 and 11 blocks with Colour 4.

Pressing: Carefully finger press the seam, for Colour 2 press seam to Crust. For Colour 4, press seam to Pie. By doing this they will nest together. Finish *pressing* with your iron. Be aware of aggressive pressing and/or ironing—each frequently leads to distortion of block.

Trimming: Lay the block RS up with the **corner of or the** straight sides of the Pie in your upper RH corner. The first 2 cuts will be on the straight sides of the Pie. Line up the 5 $\frac{3}{4}$ " mark on each of the seams top and bottom. Trim such that each straight side of the Pie is 5 $\frac{3}{4}$ ".



Rotate your block such that the straight sides of the crust are now in the upper RH corner. The next 2 cuts will be on the straight sides of the Crust. Line up the 6 $\frac{1}{2}$ " mark on each of the seams top and bottom. Trim such that the straight side of the Crust is 6 $\frac{1}{2}$ ".

See Diagrams 1 (Pie) and 2 (Crust).

You will have 21 completed Drunkard's Path blocks. Set aside for April's workshop.

Should be 7" on both straight sides

When I print it out I have to
adjust my printer settings to
Actual in order to get it the
correct size.


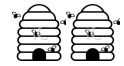
A

A

B

B

Should be 6 1/4" on both straight sides



Renee B

I can't believe it - another quilting year has gone by, the summer is over and Fall is about to begin. Last year was a very successful quilting year with many unfinished projects completed. In 2021, we are again going to have the UFO Challenge. I hope to have as many participants as last year. For those quilters who have never participated, or need a reminder, the following details should help explain the process.

A **UFO** is an **unfinished object**, one that you have started previous to **September 1, 2021**. The CHALLENGE is to complete these items to give your Team points, and maybe win a prize. I randomly create teams after the October meeting, based on how many participants/UFO's.

The guild member enters the name of the quilted item (please provide some details), along with the size (perimeter in inches) on the challenge register sheet. Each completed item with a label will earn an extra point. The completed lists must be returned to me, no later than October 25, 2021.

At the same time keep a copy for yourself of the list as a reminder of what you have to finish and show at the guild. The team that shows the most completed items on their lists will win.

I will also accept email lists sent to:

wat2so@accesscomm.ca

When you bring/show your finished items to the meeting, show them to Challenge Coordinator, (me) Renee B. I will check them off your list and at the end of the night tally team points. Showing your completed UFO at the meeting will give guild members an opportunity to enjoy the quilts at the show and share time.

This Challenge is all about FUN - Cleaning out your quilting room, completing projects that have been collecting fabric fairy dusts for months. The more space – the more fabric you can buy!!

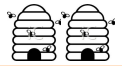
Size	Quilted Item	Score / Point
0 - 60 Incher	Small Wall Hanging, etc.	1
60 - 100 inches	Wall Hanging	2
100 - 200 inches	Baby size quilt	4
200 - 300 inches	Lap , Double Size	5
300 - 400 inches	Queen Size	7
400 - 500 inches	King Size	10
	Wallet, cushions, pillows, placemats	2
	Table centre, table runner, bed runner, jackets, vests, bags, tree skirts, purses, bags	3

BONUS POINTS for a label is 1.

Please note: This Challenge will be begin after the October meeting and will end at the June 2022 meeting, where I will announce the team that has won with the most points. Good luck and have a fun year.

GUILD UFO CHALLENGE 2021-2022

	NAME	SIZE	LABEL	FINISHED
1				
2				
3				
4				
5				
6				
7				
8				
9				
10				
11				
12				
13				
14				
15				
16				
17				
18				
19				
20				
21				
22				
23				
24				
25				



Connecting Threads



Now that summer is winding down, it's time to make fall plans.

We will start on Thur Sept 9th.

I am attaching guidelines for making quilts also.
I will send another e-mail closer to our start date with any updates.

1. NICU Quilts:

- make these **between 36 – 40 inches in length and width**. Anything smaller than this size is too small for donation. The flannelette for the backing will be cut in 1 metre lengths and will be provided at Connecting Threads.
- use the label with the teddy bear on it.

2. Other quilts:

- quilts larger than the ones for NICU are donated to a number of agencies. Babies/small kids at RGH and Wascana Rehab Pediatric Units get quilts so they don't have to be a large size. Make all quilts any size up to about 60 x 85 inches or a size that you are comfortable quilting. We can donate any size as they are "comfort quilts" and seldom "bed quilts". Use a label without the teddy bear on it.

3. Bindings:

- bindings can be applied by hand or machine.
- If applying by hand, the stitches should be no more than about 1/8th in length. According to the judges at our 2018 quilt show, if you can push a coffee stir stick into the seam (the kind from Starbucks or any pricey coffee shop!), the stitches will not hold up to frequent washing. They recommended machine stitching the binding on any quilt that will be washed frequently. Here is your chance to use all those stitches on your machine!!!!

4. Odour on Fabric:

- we occasionally will receive fabric that has an odour, usually from storage. Wash it in detergent/fabric softener that is scent-free (before or after sewing) as most of our quilts are donated to the hospitals and should be scent free. All the NICU quilts are washed by the RN that delivers them to the unit.

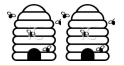
5. Prices on Quilts:

- we have had a number of people interested in buying our quilts. We have had generous offers so here is a guideline if someone wishes to purchase your donation quilt:
 - baby size - \$75
 - kid's size - \$150
 - lap size or larger - \$250 - \$400

This is just a guideline so use your own judgment. All funds will go into purchasing products needed by Connecting Threads.

6. Adhesive Spray:

- we are not allowed to use any spray (such as 505) when layering the quilts at the Neil Balkwill.



Connecting Threads



We received these recently and I would like to share the cards with you.

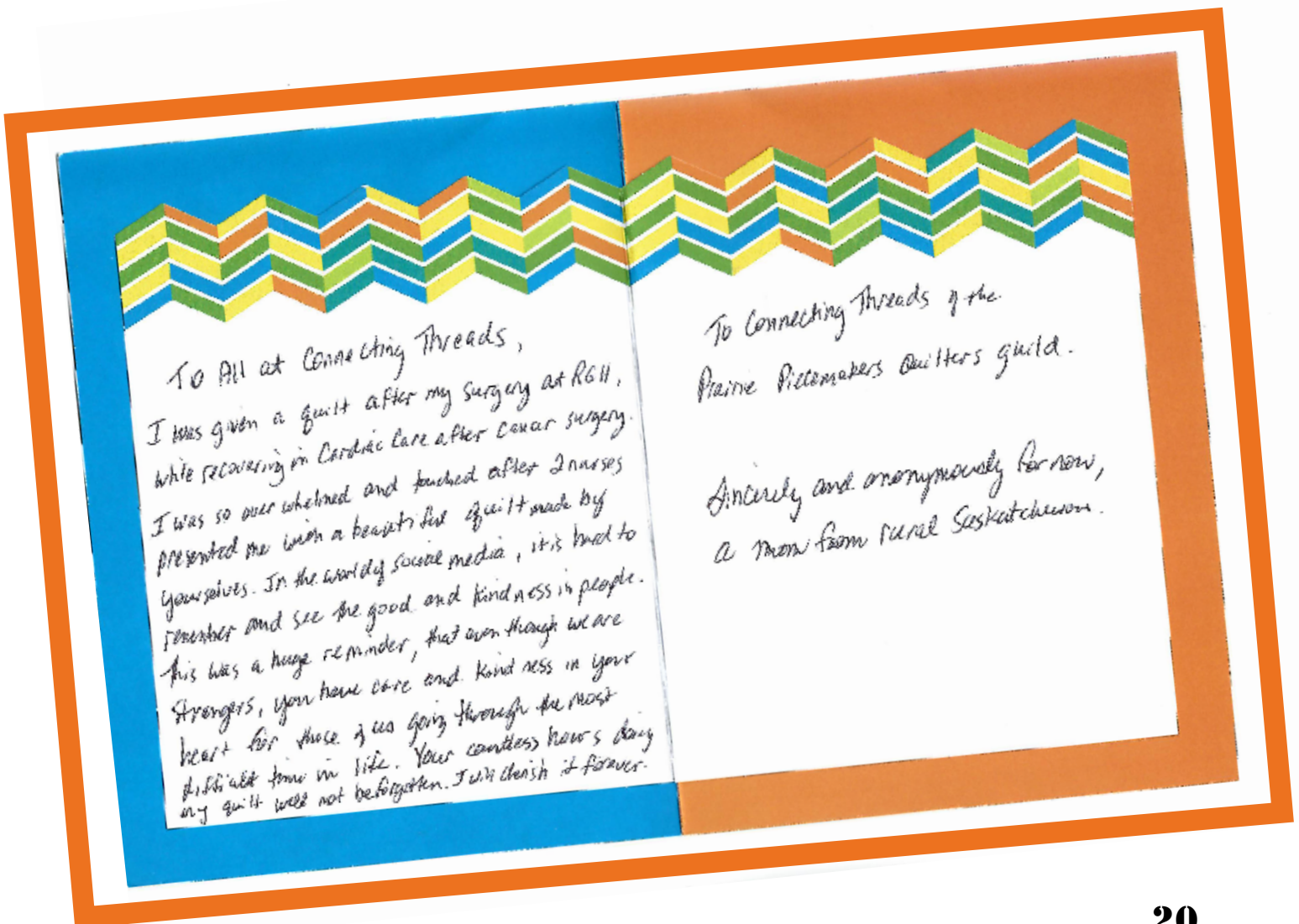
Our quilts are appreciated!!!

Marilyn SC

*As a recent patient at the Regina General Hospital,
I received a beautiful quilt from your
organization. I want to thank you sincerely for the
quilt, the thought, and the work that went into it.
Your kindness is appreciated as is your talent.*



Marilee



To All at Connecting Threads,
I was given a quilt after my surgery at RGH,
while recovering in cardiac care after coar surgery.
I was so over whelmed and touched after I nurses
presented me with a beautiful quilt made by
yourselves. In the world of social media, it is hard to
remember and see the good and kindness in people.
This was a huge reminder, that even though we are
stronger, you have care and kindness in your
heart for those of us going through the most
difficult time in life. Your countless hours doing
my quilt will not be forgotten. I will cherish it forever.

To Connecting Threads of the
Prairie Picnomakers Quilters guild.

Sincerely and anonymously for now,
a mom from rural Saskatchewan.



Sew & Sews

117 Main Street, Carlyle SK

Phone: 306-453-2562

Visit our online store at:

www.sasksewandsews.com

Call us to reserve your spot in the Border
Creek Station Mystery Quilt Club
beginning January 2022



**Big City Selection,
Small Town Service!**



www.facebook.com/carlylesewandsews **Open: Monday to Friday 10 to 5**

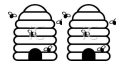
Chitter Chatter Fabrics

*Quality Quilting Cottons
and Notions*

- Quick turnaround for online orders
- Free shipping on all Canadian orders \$75 before taxes

www.chitterchatterfabrics.com

6070 Beatty Road
Abbotsford BC
604-856-0420



Bonnie R Pat P, Mary O, Linda W

Welcome back fellow Quilters!

Our Library will be open at 6:15 during in person meeting nights as well as during the break. Easy to find: in the Board Room which is opposite the Ladies' Room.

Make sure you make our Guild Meeting: over the l-o-n-g hiatus the Library has had donations of books including a collection of Art quilting Books. These will be made available on the "free" table.

Bonnie R
Library Committee



Be decisive.

**Right or wrong,
make a decision.**

**The road of life
is paved with
flat squirrels
who couldn't
make a decision.**

www.periwinkle.biz

So be decisive and surf on over to Periwinkle's online shop to see what is on offer. We have new fabric all the time, patterns, kits and notions. We also carry the full line of Bernina sewing and long arm machines and select Juki machines as well as accessories.


Periwinkle
Quilting & Beyond

270 - 2600 Eighth St. E., Saskatoon, SK
ph: 306-933-3072 e-mail: periwinkle@sasktel.net

follow us on *instagram* and *facebook*

Cindy-Rella's Sewing and Quilting

We are an Authorized Bernina, Brother,
Babylock and Handiquilter
dealer and repair centre



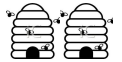
Shop in-store at:

Cindy-Rella's Sewing and Quilting

1230 St John Street
Regina, SK
(306) 585-2227

Or Online at:

www.PrecutStash.com



General Newsletter

August 2021
(edited for brevity)

August 2, 2021

Hello CQA/ACC Members,

Hope everyone is enjoying their summer. We are busy getting activities ready for the fall and working on next year's Quilt Canada conference in Vancouver.

With many activities starting now or in the next month, we wanted to give you an overview of these activities and remind you of some activities that have been mentioned before or are ongoing.

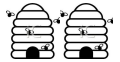
First, the new activities starting soon:

- On Oct. 1, the fabrics for the 2022 TrendTex Challenge, "Refresh," will be available for purchase on canadianquilter.com
- Check out the 2022 CQA/ACC Individual Member Challenge - "Rewire"
- Get your guild involved in the 2022 CQA/ACC Member Guild Challenge - "Reaffirm"
- Mentor a Youth to participate in the 2022 JN Harper Youth Challenge - "Real Fun"
- Help us solve this year's mystery, by participating in the 2021-2022 Mystery Quilt starting in September

As always, we look forward to your feedback. Please let us know if you have any suggestions, comments or questions,

Linda Lake
Membership Director





And "Reconnected" is the theme for the 2022 Quilt Canada Conference.

Fingers crossed we will have the in-person Quilt Canada in Vancouver, June 15-18, 2022 at the Vancouver Convention Centre East!

Check back often to the [Quilt Canada 2022 page](#) on the canadianquilter.com website as we will be adding more information over the next two months as various details are finalized.



Home of Michele's Long Arm Quilting
OVER 8000 BOLTS OF FABRIC
Notions, Patterns & More

*MaMi's
Country
Quilts*



253 Front Street, Duck Lake,
Sask.

Email: mamquilts@sasktel.net

Website: mamisquilts.com

306-467-4453

Classes and Retreats

Book a Private Retreat



Store Hours: Monday - Saturday
9am - 6pm

Michele is also a Certified
Instructor for Judy Niemeyer
Quilting

Now Order Online

mamisquilts.com



Her Excellency the Right Honourable Mary Simon,
Governor General and
Commander-in-Chief of Canada

<https://www.gg.ca/en>

<https://www.cbc.ca/news/politics/mary-simon-installed-as-governor-general-1.6114622>

"I have heard from Canadians who describe a renewed sense of possibility for our country and hope that I can bring people together," she said in her address. "Every day, inside small community halls, school gyms, Royal Canadian Legions, places of worship, and in thousands of community service organizations, there are ordinary Canadians doing extraordinary things. As governor general I will never lose sight of this — that our selflessness is one of our great strengths as a nation. I pledge to be there for all Canadians."

While the installation ceremony was smaller than in previous years, due to COVID-19 public health measures, it still offered some of the familiar pomp associated with the vice-regal position, including a 21-gun salute. It was also punctuated by nods to Simon's heritage, including the lighting of a Qulliq, a traditional Inuit oil lamp used to light and warm the home.

Simon brings an extensive resume with her to Rideau Hall, following a career that included various positions as an advocate and ambassador. She helped negotiate the James Bay and Northern Quebec Agreement in 1975, a landmark deal between the Cree and Inuit in Quebec's north, the provincial government and Hydro-Québec.

*Loreen's Longarm Quilting
Services*

Loreen Yanko Owner
loreenyanko@gmail.com
95 Dale Cres
Regina, Saskatchewan S4N 5J6
306 761-0841

Quilters Haven

422 Main Street North
Moose Jaw S6H 3K2
306-693-8523
email: **quiltershaveninc@sasktel.net**
website: **quiltershaveninc.ca**

*If you **LIKE** us on **FACEBOOK** you can keep up to date with all the current happenings in our shop.
Heather, Arlyce & Staff at Quilters Haven*

Quilting Activism: How Canadian Quilters Can Get Involved



Sara Trail and Laura Hopper | Summer 2021

https://canadianquilter.com/members-only-studio/quilting-activism-how-canadian-quilters-can-get-involved/?fbclid=IwAR2ZFCbarnC5EHc0_OaGPesi3DdtxPDgns8fWCQ3xZ2w5npQGw6MPBzKe8E

Founded in 2017 by sewing and quilting author and pattern designer Sara Trail, the Social Justice Sewing Academy (SJSA) is a US-based not-for-profit youth education program that bridges artistic expression with activism to advocate for social justice. Focused on quilting, SJSA aims to create an intergenerational quilting bee by connecting quilters and textile artists of all ages and backgrounds through the power of activist art.



While SJSA is based in the States, quilters from around the world are invited to become volunteers. Canadian quilters can sign up to embroider a youth-made quilt block or longarm finished quilt, create Remembrance Project blocks, or make a Quilt of Remembrance. Quilters from Canada are encouraged to get involved, and would be especially welcomed to the Remembrance project to help raise awareness of Canadians who were the victims of community violence. To become a volunteer, visit sjsacademy.com.

<https://community.themodernquiltguild.com/resources/introducing-create-and-sustain>



<https://createandsustain.org/>

Interest in sustainability in the quilting, home sewing, and crafting markets continues to grow. We see quilts, garments, and other crafts using upcycled, repurposed, and found materials. Mending continues to provide a creative way to showcase our skills and create beauty in garments and other items that need a little love. Sustainably grown cotton is becoming a mainstream commodity. Organic cotton production and organic certifications continue to increase. Recycled fabrics are becoming more popular and shops dedicated to deadstock, scrap material, and leftover craft supplies have increased exponentially over the last several years. Consumers are willing to pay more for sustainably produced goods and there's a certain level of confidence when purchasing items with third-party certifications.

The quilting and crafting industries should not be immune to these necessary changes and consumer demands. In fact, consumers need the industry to lead.

Over the last year and a half, we've built a board, created a website for Create and Sustain loaded with useful information, and have been working towards launching this initiative. We don't have all the answers yet, but we hope, in time, that we will. Our vision at Create and Sustain is to be THE source in the industry for all things sustainable. This includes education about certifications, how climate change disproportionately affects BIPOC/lower socio-economic communities, upcycling, green projects, webinars, highlighting companies, and makers that are making decisions that consider environmental impact, creating tiers of sustainability, and so much more.



QUILTCON[®]

presented by THE MODERN QUILT GUILD

PHOENIX, AZ | FEB 16-20, 2022

TEXTILE TALKS



<https://www.sjqiltmuseum.org/textile-talks>

<https://quiltalliance.org/events/textile-talks/>

<https://www.saqa.com/resources/textiletalks>

<https://www.internationalquiltmuseum.org/textile-talks>

<https://www surfacedesign.org/events-exhibits/events/textile-talks/>

<https://community.themodernquiltguild.com/resources/textile-talk-celebrating-modern-together>

Textile Talks features weekly presentations and panel discussions from the International Quilt Museum, the Modern Quilt Guild, Quilt Alliance, San Jose Museum of Quilts & Textiles, Studio Art Quilt Associates, and Surface Design Association. The programs are held online at 2 pm Eastern (11 am Pacific) each Wednesday and last approximately one hour. *Preregistration is required and recordings are available. Content in Textile Talks presentations is intended for personal educational and inspirational purposes.*

Blogs & Retreats



Paisleys Quilt Shop



<https://paisleysquiltshop.com/pages/quilting-blogs>



Quilters
Take a
Moment

Presenting *moda*
Sponsor: FABRICS • SUPPLIES

Sept. 17-18, 2021

<https://www.qtm2021.org/about/>



GillyMac Designs
Patchwork, Quilting & Sewing Tutoring

<https://www.gillymacdesigns.com/spring-2021-virtual-retreat/>



Sew Peaceful

<https://www.sewpeaceful.com/>



EDMONTON • MODERN • QUILT • GUILD

<https://www.emqg.ca/virtual-retreat-opportuniti>

CLASSIFIED

Ads

SALE



New, never used
Janome MyLock634D electronic controlled Serger.
Included are 2 sets of large spools of thread (black and white).
3 sets of
Sew-Lovk smaller spools: white, black, dark green; carrying case, large box of patterns.

\$800 for all.

BONUS: 2 serger "How To" books also included.

Please contact 306-630-6106 or email

nicholecornea@gmail.com

FREE

I have a piece of pink wool . It may have been a blanket but is in very good condition
It is 58 inches x 68 inches

slove@accesscomm.ca

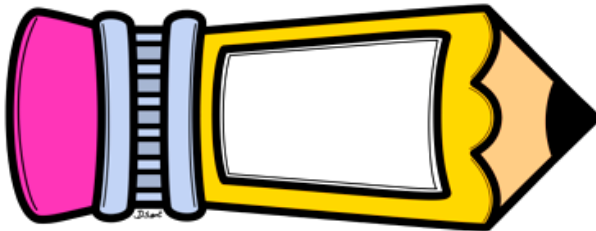


AGM

ANNUAL GENERAL MEETING

Welcome - call to order	Sharon
Confirm attendance / voting numbers	Sharon
Adoption of the agenda	Sharon
Approval of minutes from SAGM - May 04.2020	Sharon
Approval of the Financial Report for 2021-22	Marlene
Approval not to appoint an auditor for 2021-21	Marlene
Adjourn AGM	Sharon

Committee Reports printed in May Newsletter.



NametagsCost \$10

There will be 2 types offered.
Contact Marlene SC if you wish
to order one.

Have you renewed your
Membership?
It's simple...

Send a cheque or e-transfer to
Marlene along with the registration
form found on our website.

(Also, see page 31 for the
membership form)

**Prairie Piecemakers Quilters' Guild
Semi-Annual General Meeting – May 4, 2021 – Minutes**

Call to Order

The meeting was called to order by President Sharon G. at 7:01 pm.

Minutes of AGM

Minutes of the October 6, 2020, Annual General Meeting were accepted as distributed. Motion to approve by Shelley and seconded by Tannis F. Carried.

Approval of the Annual Reports

Motion that the committee reports be accepted as printed in the Newsletter. Motion to approve by Jymmi Kaye D. and seconded by Judy W. Carried.

Motion to approve the financial statements as prepared by Marlene S.C. by Tannis. Seconded by Sharon. Carried.

Resolution to not appoint an Auditor 2021-2022

Motion by Marlene S.C. and seconded by Linda B. to not appoint an auditor, but to have the financial records for the current fiscal year reviewed by Glen Stewart. Carried.

Election Results

The election results and appointments, below, were published in the June 2020 *Inside the Guild* newsletter:

President	Sharon G	Acclaimed
Vice President	Tannis F	Acclaimed
Secretary	Beth A	Acclaimed
Treasurer	Marlene SC	Acclaimed
Workshop	Aline M	Acclaimed
Membership	Cheryl A	Acclaimed
Library	Bonnie R	Acclaimed
Newsletter	Deena A	Acclaimed
Programs	Linda B	Appointed
Website/Publicity	Jymmi Kaye D	Appointed

Motion to approve the election results by Shelley and seconded by Marlene S. C. at 7:09 p.m. Carried

Adjournment

Sharon adjourned the SAGM at 7:10 p.m.

Prairie Piecemakers Quilters' Guild – Regina, Saskatchewan

Membership Form for September 2021 to June 2022

Annual membership fee is **\$35.00**. New memberships are pro-rated through the year; please ask the Membership Chair for the current fees.

Cheques should be made payable to: Prairie Piecemakers Quilters' Guild (or PPQG).

PLEASE PRINT

Date: _____ Renewing Member ___ New Member ___

Name: _____

Mailing Address: _____

City: _____ Postal Code: _____ Phone: _____

Email: _____ Cell Phone: _____

PPQG - Notification for Collection and Use of Personal Information

In accordance with the Personal Information Protection Act and CASL legislation, any personal information collected or requested on this membership form will be used by the Prairie Piecemakers Quilters' Guild (hereafter referred to as the "Guild"). Only for the purposes of:

- a) maintaining a list of members of the Guild as defined in the PPQG constitution
- b) maintaining a mail and/or email distribution list for the purpose of distributing Guild related communications
- c) maintaining a membership list to be given out to the Executive of the Guild and to other members of the Guild as deemed reasonable and/or necessary by the Membership Chair.

Saskatchewan's Personal Privacy Protection Act:

- I do I do not consent for my contact information to be included in the membership list for the purposes described above.

Print Name _____ Signature _____

If you have any **questions**, contact Membership Committee through the Prairie Piecemakers Quilters' Guild web site www.prairiepiecemaker.com



Prairie Piecemaker's Quilter's Guild General Membership Meeting Time: September 7, 2021 07:00 PM

General Membership Meeting Agenda

Begin September after general membership meeting	Sharon G
Approval of May 2021 minutes	Sharon G
Program	Linda B
BREAK 10 minutes	
Intro of Board	Sharon G
Mystery Quilt	Bonnie/Tannis
Reports/Updates	
Workshop	Aline M
Quilt Show	Tannis F
Retreats	Shannon B/Jacque B
Program	Linda B
Library	Bonnie R
Newsletter	Deena A
Website/social media	Jymmi Kaye D
UFO	Renee B
Membership	Cheryl A
Show and Share	Everyone
Door Prizes	Sharon G
50/50	Betty U/Sheree S
Adjourn Meeting	Sharon G

Next meeting is Tuesday, October 5 at Good Shepherd Lutheran Church.

Prairie Piecemakers Quilters' Guild Regular Monthly Meeting – May 4, 2021

Zoom Virtual Meeting due to COVID-19 Gathering Restrictions

Welcome and Call to Order – the President Sharon G. called the meeting to order at 7:10 p.m.

Approval of Meeting Minutes – Minutes of the April 06, 2021, meeting were approved. Motion to accept the minutes made by Jymmi Kaye D. and seconded by Lori T. Carried.

Program – Presentations made by:

- ○ Christa from Second Story Quilts (Torquay)
- ○ Angela from Gypsy Soul Fabrics (Estevan)
- ○ Tanya from Sew and Sews (Carlyle)
- ○ Amanda from Tiny Stitch Quilt Shop (Warman)
- ○ Kim from Broderick Garden Centre (Outlook)
- ○ Cindy from Sew Materialistic (Nipawin)

New Business:

An email will be sent out with the links for the Zoom presentations from Canadian Quilters Association. An email will be sent out this weekend.

Quilt Retreats -- Shannon advised arrangements have been made for a quilting retreat in addition to March 2022. The fall retreat will be held October 14-17, 2021 for a maximum of 20 people; see page 5 of the April newsletter for details. Sask. Health Guidelines will be followed. Enter you name in the lottery from April 15-June 1.

Show and Share

Door prizes – Winners are Jeannette Z. and Ellen B.

June meeting's program is on Inktense pencils. There will be a mini workshop. A mini kit will be given to you; it includes fabric. We will be broken out into groups of 5 or 6 people in Zoom breakout rooms. Our group quilts will be shown at the quilt show. You will be given a location to pick up your kit for the meeting. Non-members can buy a kit for \$10. It includes 2 pencils.

Adjournment – Meeting was adjourned at 8:28 p.m.

Next meeting is June 1, 2021.

Advertising Information

The Prairie Piecemakers Quilters' Guild is entering its 28th year as an incorporated organization, serving quilters, promoting the quilting arts and supporting the development of quilting in Regina. Your advertisement is an effective way to reach a local and a broader audience of quilters:

Local audience: the Prairie Piecemakers Quilters' Guild publishes 10 newsletters each year, monthly from September through June. The newsletter is distributed to all Guild members (currently 128 members and growing).

Extended audience: advertisers in the newsletter are recognized on the Guild website (www.prairiepiecemaker.com) with a link to their website and/or contact information.

Each newsletter is posted on the Guild website and remains available for public download through the newsletter archive.

Timelines:

Advertisers should send their advertisement copy to the editor of the guild newsletter two weeks before the end of the month prior to the next issue of the newsletter. Please see the Guild website for our Advertising Guidelines.

Contact:

Inside the Guild Newsletter Editor
Prairie Piecemakers Quilters' Guild
Box 33043, Cathedral P.O.
Regina, SK S4T 7X2
Telephone: 306-584-9509
Email: newsletterppm@gmail.com
Website: www.prairiepiecemaker.com

Want to join the Guild?

Visitors and new members at all levels of quilting are welcome.

Guild membership consists of quilters of varying ages and abilities who share a great appreciation for the art of quilting and the fabric used to piece the quilts together:

- The membership year runs from July 1 to June 30 of the following year.
- New members are welcome at any time during the quilting season.

The Guild is a member of the Canadian Quilters' Association.

Please contact us by email at ppmqguild@gmail.com, through the website, or directly to a Membership Committee member (pg. 2).

Inside the Guild

Commercial Advertising Rates

Single Issue Rate			Full Year
Category	Size	Rate	Rate
Full page	7.5" x 10"	\$50.00	\$250.00
Half page (horizontal)	7.5" x 5"	\$25.00	\$125.00
Half page (vertical)	10" x 3.75"	\$25.00	\$125.00
Quarter page	3.75" x 5"	\$16.00	\$80.00
Business card	3.75" x 2.5"	\$8.00	\$40.00

Non-Commercial **Classified** Advertising Rates

Advertisements must be sewing, quilting, or fibre art related. 1/4-page and 1/2-page advertisements, containing a photo, a graphic, or an image are to be in .pdf, MSWord, or .jpeg format (ready for insertion) and sent to newsletterppm@gmail.com. Include your complete contact information.

Please make your cheque payable, in the correct amount, to PPQG and forward it to Prairie Piecemakers Quilters' Guild, Box 33043, Cathedral PO, Regina, SK. S4T 7X2.

Advertisement Sizes	Guild Member	Non-Guild Member
	Per issue	Per issue
Classified Ads of 50 words or less - no photo, graphics, or images	FREE maximum insertion 3 months	\$8.00
1/4 page	\$5.00	\$16.00
1/2 page	\$10.00	\$25.00

Except where noted, all graphics and photographs are from Google Images.

Privacy of Information: As a public organization, the Prairie Piece Makers Quilters' Guild, Inc. (PPQG) is compelled to abide by the Canadian rules applying to the Privacy of Information. We cannot share information about members without this consent. The personal information collected consists of name, address, telephone number, and email address and is used to contact members for Guild business. As the Guild's membership form does not specifically ask members if they will allow their names to be published in the newsletter, the newsletter will not publish full names, excepting for the executive and committee chairpersons, who have signed disclaimer forms for the editor or when expressed permission is provided. When submitting articles for the *Inside the Guild* newsletter, please state as to whether you will allow your full name to be published in the newsletter print format, available at Guild meetings and the online copy published on the Guild's website. *Thank you.*