

Prairie Piecemakers Quilters' Guild

Inside the Guild

Website: www.prairiepiecemaker.com



President's Message September 2019

Hello Quilters and Welcome Back!

The Executive Committee positions are full, the budget is set and plans are in motions for another creative year. I hope you're ready for some inspiration, education and socialization.

Welcome to our new Executive committee directors: Sherrill T., Shelby L., Heather I., and Cheryl A. When you see these volunteers, thank them. It is volunteers that make this guild function. Thank you to all of the volunteers on all of the committees. We couldn't do it without you and many hands make light work. Thank you to our past directors and committee volunteers for the countless hours spent making our guild tick.

I hope you had a great summer and are ready to get back at it. The program committee has a great line-up of programs for you this year and workshops are already scheduled. The Quilt Show planning is well underway. The committee has started off by seeking sponsorship. You will hear more about that and the show at our monthly meetings and in the newsletter.








You were all provided with a copy of the Guild bylaw changes at the SAGM. In short, the officers are the president, vice-president, secretary and treasurer. All Executive committee members are called directors. The directors are the four officers and the chairpersons of the following committees: program, workshop, website/publicity, membership, librarian and newsletter. The rest of the committees are no longer called standing committees, they are committees. UFO is now an official committee.

If you have any questions or concerns about things that are happening at the guild or have a suggestion about something you'd like to see us do, please let me or one of the executive members or committee chairs know. We want everyone to enjoy coming to each and every guild meeting and we would like to attract others to our guild, so bring a friend.



2019

Issue 2019-09

- 2  Captain & the Crew
- 23  Taking Care of Business (Agenda & Minutes)
- 3-16  What's the Buzz?
- 17  Meet the Member
- 18-19  This & That
- 24  Good to Know
- 20 

Ads

AGM 21-22

Meeting Dates for 2019-2020

- September 3, 2019
- October 1, 2019
- November 5, 2019
- December 3, 2019
- January 7, 2020
- February 4, 2020
- March 3, 2020
- April 7, 2020
- May 5, 2020
- June 2, 2020



Guild Officers and Directors

President:

Shelley K.
ppmqguild@gmail.com

Secretary:

Dianne P

Vice President:

Sherrill-Anne T

Treasurer:

Marlene SC



Guild Committees with Directors*

Guild Committees

Library Committee:

Bonnie R*
Linda W
Debbie W
1 Permission pending

Newsletter/Advertising:

newsletterppm@gmail.com
Deena A*
Frances L

Proofreading: Frances L & Mary F

Program Committee:

Shelby L*
Maxine K

Website/Promotions Committee:

Cindy T* www.prairiepiecemaker.com
ppmqguild@gmail.com

Workshop Committee:

Heather I*
Iris L

Membership Committee:

Cheryl A*
Aline M

50/50 Draw Committee:

Betty U
Sheree S

Retreats:

Shannon B*
Jacquie B
Roanne D

UFO's:

Heather H
306-519-2311

Connecting Threads:

Marlene SC

Facebook Page: Jackie S

(* denotes the lead for the committee)



PPMQ next quilt show "20/20 Endless Visions" - May 2020

Want to join the Guild? Information on last page.

Monthly Meetings

First Tuesday of month:
September to June, 7 to 9 pm
Good Shepherd Lutheran
Church
3825 Hillsdale Street

Website: www.prairiepiecemaker.com
Facebook: **Prairie Piecemaker Quilters' guild**
Newsletter: newsletterppm@gmail.com
Email: ppmqguild@gmail.com

Prairie Piecemakers Quilters' Guild, Box 33043, Cathedral P.O. Regina, SK S4T 7X2



Northgate Sewing Centre/Peachtree Quilt Shop

140 Albert St. Regina, SK.
306-569-1552

MEET THE NEW OWNER SALE
Sat. Sept. 14
9:30-5

Works with PFAFF Expression Series

Use your own sewing machine

check out our newsletter
on line for new
fall classes



Limited time only!

\$2850

includes 'light frame', table & cruise control

Regular price \$3585

Loreen's Sewing School

Children's Sewing Classes
Registered "Kids Can Sew" Instructor
Loreen Yanko, Owner
loreenyanko@gmail.com
95 Dale Cres Regina, Saskatchewan S4N 5J6
306 761-0841



Women on the Go Tours

Cheryl Hughes

womenonthegotours@gmail.com
306-332-7607
womenonthegotours.com

TINY STITCH



- Quilt Shop Inc. -

24 - 810 Centennial Blvd. Warman, SK S0K 4S1
(306) 384 - 7858 / info@tinystitchquiltshop.com
www.tinystitchquiltshop.com



FOLLOW US ON INSTAGRAM AND FACEBOOK

Nifty Notions

- LOTS OF BATIKS & TONE-ON-TONES
- THREAD
- ACCESSORIES
- SAMPLES

WIDE BACKING

20% OFF

Call to visit! 306-332-5516
MYRNA SNIDER FORT QU'APPELLE, SK

Loreen's Longarm Quilting Services

Loreen Yanko Owner
loreenyanko@gmail.com
95 Dale Cres
Regina, Saskatchewan S4N 5J6
306 761-0841

Colleen's Quilting

Longarm Quilting Service

Colleen Matheson 290 Qu'Appelle Drive West
mathesonc@sasktel.net Lumsden, Saskatchewan
306 731-3603 SOG 3Co
APQS Millennium

Quilters Haven

422 Main Street North
Moose Jaw S6H 3K2
306-693-8523
email: quiltershaveninc@sasktel.net
website: quiltershaveninc.ca

If you **LIKE** us on **FACEBOOK** you can keep up to date with all the current happenings in our shop.
Heather, Arlyce & Staff at Quilters Haven



Broderick Garden Centre

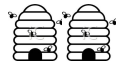
SO much more than a garden store!

Quilting Fabric
Pre-cuts
Crafts Supplies

Art Supplies
Quilt Kits
Notions
Yarn

www.broderickgardens.ca
420 Saskatchewan Ave E
Outlook, Sask

306.867.8999



WORKSHOPS



Heather L., Iris L.

IF

No refunds for workshop fees if unable to attend. You may find someone to take your place or check with the workshop lead to see if there is a waitlist.



All classes will be held at the Sask Abilities Council 825 McDonald St.

September

Advanced Free Motion Quilting September 14 2019

In September **Jean Berndt**, Feature Quilter for the 2019 Saskatoon Quilt Show, will be teaching custom block free motion quilting. Using a variety of blocks drawn on muslin, students will learn a variety of techniques to enhance their free motion quilting skills. This class is designed for a quilter with experience in free motion quilting.

Cost is \$50.

Modern Slice and Insert Workshop October 5, 2019



Break the rules, Express your creativity, be improvisational, play with color and simplicity and have fun! It's a 'quilting bee's day.

Let's make a modern plaid 18.5 inch block with two base colors with borders and six strips of different widths and inserted into the block to weave the plaid.

No two blocks will be the same. The interaction of the blocks will be amazing.

Class facilitator is **Ruth B.**

Cost is \$35.00

November

Modern Circles or Squares and Rectangles Applique Class November 9, 2019

Starting with a solid or pieced background, I will show you a fast and simple way to applique. The applique method I will teach you is a turned edge machine applique that closely mimics hand applique using freezer paper. With this method the appliques are soft and flexible without needing to cut your quilt or remove freezer paper. We will draw circle, square or rectangle applique motifs onto the wash away sheets. Glue the sheet to your applique fabric. Sew the motif onto your project. Wash the sheet away.

Class facilitator is **Lori T.**

Cost is \$35.00

PROGRAM

Shelby L, Maxine K



For the October meeting we are hoping members will bring their finished Mystery Quilts for the big reveal.



Also, we would like a show and share of anything textile related that is embellished- example- purses, quilts, jackets, bags ----

Please bring them to show and maybe an explanation of how it was done.



Cindy-Rella's Sewing and Quilting

We are an Authorized Bernina, Brother,
Babylock and Handiquilter
dealer and repair centre




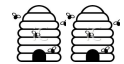
Shop in-store at:

Cindy-Rella's
Sewing and Quilting

1230 St John Street
Regina, SK
(306) 585-2227

Or Online at:

www.PrecutStash.com



Bonnie, Linda W., & Debbie W.

Welcome back Quilters from our summer break.

No new books to review this month but I do wish to promote our library which the Library Committee does its best to keep current and relevant. If you have a book that you would like to see in our library, let Debbie W. know the details so she can order it. The library is open at 6:15 on regular meeting days and the library corner is also open during the break. A PPQG member can take up to three books out at any one time, to be returned the following month. If no one has requested the book, you can renew for an additional month.

We are hopeful that once our purge of the library is complete, the current list of library books will be posted and available on our website. (As I am close to computer illiterate, I rely on computer knowledgeable people to accomplish this task!)

The library committee is composed of Debbie W., Linda W., Brenda B. and me. Stop by the library table to say hi, peruse our shelves, and take out a book or two.

**Bonnie
Library Committee**

NO QUILT QUILTING

Professional Longarm Quilters

Moose Jaw, SK

**All our prices are very competitive.
We offer basting to extreme custom work. We offer it all!**

**With no training session involved, you can just walk in and start to load your quilt.
You can also have us pre-load your quilt for a small charge.
During a one-on-one session of no less than 4 hours, you may choose from many threads, and a large variety of edge to edge designs
- a creation that's all your own.**

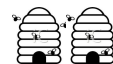
If you have ever wanted to experience quilting your own quilt on a computerized machine with thousands of edge to edge designs to choose from, we have a plan for you!
We're offering our computerized Gammill Statler longarm machine in a great deal.
This will be a no sweat, and no stress experience

Of course, we still offer quilting for those who want to continue to have us quilt for you.
We also have a large selection of battings, including wide, black, wool/cotton blend, bamboo, 100% natural cotton, 100% cotton bleached white, 80/20 cotton poly, the last 2 being available in Hobbs, and Arctic.

**With the lowest prices around, don't hesitate to give us a call to book your spot!
You can call Colleen at 306-631-5303.**

Please don't hesitate to call us for any of your longarm needs.





The Quilter's Quilter

Professional Computerized

Longarm quilting

Linda Gillard

546 Fairford St. E

Moose Jaw


(306) 631-2624

gillardquilting@msn.com

Making your quilt a

"masterpiece"

Large selection of batting and backing incl. minky, fireside + 108" wide cotton and flannel



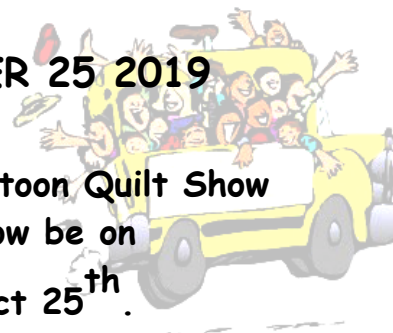
- .0175 per square inch
- Fast turn around time
- 15 yrs. Of long arm quilting
- Great references
- Top quality threads used

Nametags



Friday **OCTOBER 25 2019**

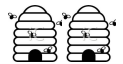
Bus trip to S'toon Quilt Show
will now be on
Fri Oct 25th



Pickup will be at the Southland Mall,
Northgate Mall and Lumsden.

We will leave S'toon at 3:30pm to return.
Deposit of \$20 is required. Final cost
should be about \$35.

Pay Marlene at Oct and Sept meetings.



Prairie Piecemakers Quilters Guild Retreat
March 5 – 8, 2020 @ Dallas Valley Ranch Camp

Members will be able to sign up for this retreat at October 1, 2019 guild meeting
Registration starts when doors open.

You need registration form and deposit in form of a cheque of cash

Home of Michele's Long Arm Quilting
OVER 8000 BOLTS OF FABRIC
Notions, Patterns & More

MaMi's
Country
Quilts



baby lock

253 Front Street, Duck Lake,
Sask.

Email: mamquilts@sasktel.net

Website: mamisquilts.com

306-467-4453

Classes and Retreats

Book a Private Retreat



Store Hours: Monday - Saturday
9am - 6pm

Michele is also a Certified
Instructor for Judy Niemeyer
Quilting

Now Order Online

mamisquilts.com

Prairie Piecemakers Quilters Guild Retreat
March 5 – 8, 2020 Dallas Valley Ranch Camp

The PPQG Dallas Valley is being offered as a 4-Day Retreat. We have room for 30 participants at the tables however this might have to be limited to fewer spots depending on the bedrooms taken. Sign up will be at the October guild meeting and continue until we have filled the spaces. When we have filled the bedrooms or reached the maximum table space we will take names for a waiting list.

A \$50 Non-Refundable cash or cheque deposit and a completed signup sheet will be required to hold your spot. Rooms will be offered as single or double. There is one triple room available. The signup sheet tells us if you want a single or double room. We also need to know if you have mobility issues so that we can place you in an appropriate bedroom. We also ask you to tell us who your roommate will be (please confirm with them to make sure they are attending) and we will want to know who your table mate will be. We will place you with a tablemate if you do not give us a tablemate name. That is a great way to make new friends. Meals are provided by DV and are included in the retreat fee. The meals are from Thursday lunch to Sunday lunch.

Gluten Free is an option which you will indicate on your signup sheet.

Sign up is open to Guild Members Only. If there are any spots left after the January 2020 meeting, then you are welcome to give a deposit for a nonmember. Balance of your retreat fees will be due by February 2020 guild meeting. The fees are approximate because we do not know if there are any price increases yet. They will be finalized based on how many people participate - 4 day Single occupancy, all meals included \$290 approximately Double occupancy, all meals included \$230 approximately.

For new people or as a reminder: You are required to bring your own bed linens and towels. Each room has a bathroom with a shower. The beds are queen size or bunks. We do not make anyone sleep on the top bunk.

You are also required to do dishes after one or two meals during the retreat. This is done by signing up at the retreat and usually only takes about 15 minutes of your time. At that time we also ask for cleanup volunteers.

Your retreat organizers are: Shannon B Jacquie B Roanne D

DALLAS VALLEY RETREAT REGISTRATION (MARCH 5 – 8, 2020)

Your Name _____ Deposit \$50 cash / cheque

Email: _____ Phone #: _____

Type of Bedroom (please circle) Single / Double

Please provide your roommate's name _____

(If you want to share a bedroom, we can try to find you a roommate if you don't have one)

Do you have mobility issues? Yes / No Do you require gluten free meals? Yes / No

Preference for table mates at table of 3 Yes / No

(if Yes, their name _____)

(if Yes, their name _____)

Are you bringing your own sewing table? Yes / No
(You will be required to share a table for 2 with someone else bringing their own sewing table)

Name of tablemate if bringing sewing table _____

Sew & Sews

117 Main Street, Carlyle SK

Phone: 306-453-2562

Open Homespun Weekend:

September 21 & 22

for our

ANNUAL FABRIC FLEA MARKET

Saturday 10-5 & Sunday 11-4

Located 3 doors down from Homespun Quilt Show



www.facebook.com/carlylesewandsews

**Open Monday to Friday
10 to 5**



Half Yard Quilting Studio is a well lit space nestled in my backyard in a quiet neighborhood. We have two APQS long arm machines, that you can rent or bring your quilt in to have quilted.

**We carry a large assortment of wide backings,
108" cotton, 60" and 90" plush and 60"
Fireside.
Batting available as well**

**Tuesday - Wednesday - Thursday
10am - 5pm
Or by appointment
Text, call or email**

*Its always recommended you check to see if I'm in before
stopping by*

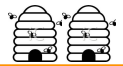


shelley@halfyardquiltingstudio.ca
www.halfyardquiltingstudio.ca
halfyardquiltingstudio/facebook
@halfyardquilting/IG

**Quick turnaround
Can accommodate rush orders!**

1166 Grafton Ave. Moose Jaw, SK S6H 3S5

306.684.4046



Before borders is 48 x 60 after borders 54 x 66

This is an intermediate quilt pattern that is designed to practice your points and matching skills For the body you need a background and 2 distinct colors. You can use two different fabrics or light to dark variety of the same color. Example with blue and red use: Light, medium, and dark blue and light, medium, and dark red. You can use up to 4 fabrics of each color. Pair up your colors (red and blue) and label A, B, C and D. Fabric A is the darkest and D is the lightest Fabric is marked as such Fabric 1A, 1B, 1C, and 1D

Fabric 2A, 2B, 2C, and 2D place a swatch of fabric in squares

Background fabric swatch called B

1A	1B	1C	1D
2A	2B	2C	2D

Remember You can use two fabrics instead of 8

Fabric requirements


Background 2 Meters

Fabric: 1A - FQ, 1B - 0.5 meters, 1C - 0.5 meters, 1D - FQ
 2A - FQ, 2B - FQ, 2C - FQ 2D - 0.5 meters

Cutting instructions

Background: 6 - 7 1/2" squares, 6 - 4 1/2" sq., 44 - 3 1/2" sq., 18 - 3 1/2" x 6 1/2", 2 - 2 5/8" x 8", 2 - 2 5/8 x 5", 5 1/2" square

Fabric: 1A 4 - 3 1/2" sq. 4 - 2 5/8" x 8", 4 - 2 5/8" x 10"
 1B 3 - 7 1/2" sq. 2 - 7 1/4" sq. 8 - 3 1/2" sq. 4 - 3 1/2" x 6 1/2", 2 - 2 5/8 x 8", 2 - 2 5/8 x 5"
 1C 2 - 7 1/2" sq. 6 - 7 1/4" sq. 12 - 3 1/2" sq.
 1D 4 - 7 1/4" sq. 4 - 3 1/2" sq.
 Fabric: 2A 1 - 7 1/2" sq.
 2B 2 - 7 1/4" sq. 4 - 2 5/8" x 8", 2 - 2 5/8" x 10" 2 - 2 5/8" x 5"
 2C 6 - 7 1/4" sq. 8 - 3 1/2" sq. 2 - 4 1/2" sq. 4 - 2 5/8 "x 8", 2 - 2 5/8" x 5" 2 - 2 5/8" x 10"
 2D 4 - 7 1/4" sq. 4 - 3 1/2" sq.



Make 4- 12 1/2 x 12 1/2 inch blocks

Fabric requirements for 4 blocks

Background: 8 - 3 1/2" x 6 1/2" 8 - 3 1/2" sq.

Fabric 1D 4 - 7 1/2" sq. 4 - 3 1/2" sq. Fabric 1C 4 - 3 1/2" sq.


Fabric 2D 4 - 7 1/2" sq.

Sewing instructions

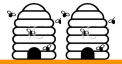
Using your own method make 8 half-square triangles blocks with Fabric 1D and 2D and trim to 6 1/2"

Sew background 3 1/2" sq. to fabric 1D and 1C. Sew background 3 1/2" x 6 1/2" rectangles on top

Using the following diagram sew the 4 - 6 1/2" sq. together to make one block.



Make 4 -12 1/2" x 12 1/2" blocks



After a successful 2019 Member Guild Challenge, we are bringing back this event for 2020.

Is this the year you enter the CQA/ACC National Juried Show? Check out the Call for Entry and other information about the 2020 National Juried Show on the CQA/ACC website, www.canadianquilter.com, available September 1, 2019 .

In this edition of the member newsletter you will find information about the many challenges and activities we have planned over the coming months. The Quilt Canada 2020 faculty has been posted on the website and workshops and lectures will be posted in October. The Call for Entry for the 2020 National Juried Show will be available on the website September 1 . We hope you will consider coming to Edmonton to experience Quilt Canada.

The announcement was made at the 2019 Annual General Meeting that the Quilt Canada conference was heading back to Toronto in June 2021 . A call for

Expression of Interest for Teachers at QC2021 is up on the website. Please fill out the form if you are interested in being considered for teaching. We want to know from our members who you would like to see as our keynote lecturer and instructor at QC2021? Send your suggestions to Irene Lafleche at vicepresident@canadianquilter.com As always, we look forward to your feedback. Please let us know if you have any suggestions, comments, or questions.

Carole McCarville CQA/ACC Executive Director

(edited for brevity)

QUILTS OF VALOR

As of the first of July, including the count from the show, Quilts of Valour received the following: 3913 blocks 127 tops 77 finished Quilts 280 blocks were sewn at the booth And 15 tops were quilted at the booth in three days 11 injured military members were presented a Quilt of Valour during the four day show. Thanks to everyone who helped out with this wonderful project.



PPQG contributed over 150 blocks to this project.

2020 Suzi-Q Youth Challenge

The information and guidelines for the 2020 Suzi-Q Youth Challenge , "My Next Great Adventure" are now up on the website. Take a look and consider mentoring a young quilter this year!

Are you up to the challenge?

This is a new challenge. Check out the Try-A-Triad Challenge and stretch your creativity! Get ready for an exciting first ever Quilt Canada Make A Mini! Sign-up is in January 2020.

Mystery Quilt

Individual and Professional Members should have received a new Mystery Quilt email on August 1, which contained the August password for the Member-Only area. Remember the password will change monthly and all previous months' installments will still be accessible, so you can start

Are you inspired by nature?

Then this is the Challenge for you! The Quilted Postcard Challenge is back in 2020 and this year we want to see how you are "Inspired By Nature.". This year we will turn our fundraising activity toward the Glenrose Paediatric Brain Injury Unit in Edmonton. Thanks to Cindy Scraba of Cindy's Threadworks for organizing this challenge and providing sponsorship of the prizes.

2020 CQA/ACC Member Guild Challenge -

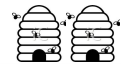
Gateway to Adventure

Calling all CQA/ACC member guilds to join the adventure in the 2020 challenge. The guidelines for the challenge can be found on our website.

Introducing the 2020 TrendTex Challenge

The theme for this year's challenge is "2020". You have some time to think about what you can do with the fabric and this theme, as the fabric kits will be available to purchase on the CQA/ACC website on October 1.

this project whenever you would like. Deadline for posting pictures of your Mystery Quilt front and back (for the label) is 6:00pm EST September 30. Please e-mail the pictures to cqamystery@gmail.com Prize draw will take place 8:00am EST October 1. If you have any questions, feel free to contact Irene



UFO CHALLENGE 2019

Heather H

I can't believe it - another quilting year has gone by, the summer is over and fall is about to begin. Last year was a very successful quilting year with many unfinished projects completed. I was so impressed by all the talent and effort that went into everyone's creations.

In 2019, we are again going to have the UFO Challenge. I hope to have as many participants as last year. For those quilters who have never participated, or need a reminder, the following details should help explain the process.

A **UFO** is an **unfinished object**, one that you have started previous to **September 3, 2019**. The CHALLENGE is to complete these items to give your Team points, and maybe win a prize. Please keep in mind that this challenge is a "Team" effort and it is important that all team members participate in trying to finish the UFO's on their list. I randomly create teams after the October meeting, based on how many participants/UFO's. The guild member enters the name of the quilted item (please provide some details), along with the size (perimeter in inches) on the challenge

register sheet. Each completed item with a label will earn an extra point. The completed lists must be returned to me, no later than the next meeting October 1, 2019. At the same time keep a copy for yourself of the list as a reminder of what you have to finish and show at the guild. The team that shows the most completed items on their lists will win.

I will also accept email lists sent to:

heather.hoffman@sasktel.net

When you bring your finished items to the meeting, show them to Challenge Coordinator, (me) Heather Hoffman. I will check them off your list and at the end of the night tally team points. Showing your completed UFO at the meeting will give guild members an opportunity to enjoy the quilts when are preset at the show and share time.

This Challenge is all about FUN - Cleaning out your quilting room, completing projects that have been collecting fabric fairy dusts for months. The more space – the more fabric you can buy!!

The point system is determined by the perimeter

Size	Quilted Item	Score / Point
0 - 60 Incher	Small Wall Hanging, etc.	1
60 - 100 inches	Wall Hanging	2
100 - 200 inches	Baby size quilt	4
200 - 300 inches	Lap , Double Size	5
300 - 400 inches	Queen Size	7
400 - 500 inches	King Size	10
	Wallet, cushions, pillows, placemats	2
	Table centre, table runner, bed runner, jackets, vests, bags, tree skirts, purses, bags	3

BONUS POINTS for a label is 1.

Please note: This Challenge will be begin after the October meeting and will end at the June 2020 meeting, where I will announce the team that has won with the most points. Good luck and have a fun year.

UFO CHALLENGE

NAME: _____

#	NAME OF QUILTED ITEM	SIZE	FINISHED	LABEL
1				
2				
3				
4				
5				
6				
7				
8				
9				
10				
11				
12				
13				
14				
15				
16				
17				
18				
19				
20				



Sherrill-Anne J

2019-2020 Vice President

I was born in Regina and at the age of 4 moved to Prince Albert where I grew up. I loved Home-Ec class and started sewing my own clothes. I've always been crafty and dabbled in sewing, knitting, crocheting, drawing, beading, painting, floral arranging and scrapbooking. But nothing has grabbed and kept my attention quite the way quilting has. I'm not sure why, but I do know I enjoy playing with colour and patterns. I have been quilting for 20 years now, and realize I am addicted to it and just simply can't get enough fabric, patterns, tools and books.



If you've never volunteered to take on an executive or committee position, think about doing so. It may surprise you how much you can benefit from it. My memory for names and faces had improved, my public speaking skills have gotten better and my confidence has soared. These skills helped me not only in the world of quilting, but professionally too. I've spent 32 years as a public servant working for the Federal Government. I started as a barber at the RCMP Training Academy at Depot, worked my way through various other positions and am now an Acting Firearms Officer for the Canadian Firearms Program. The skills I've acquired through quilting have helped get me to where I am today, and I am so thankful for that. When I first joined PPQG, I tentatively took on selling 50/50 tickets - what a great way to meet everyone! And it certainly has helped my memory, by having to put names to faces. I was Vendor coordinator for one of our quilt shows, was Workshop coordinator for a few years, and also a Retreat coordinator - all of which helped improve my organizational skills. Plus I got to know even more people - it's great fun learning new techniques together as a group. Everyone helps each other out and there's always someone who can show you a trick or two to simplify a technique. And if you've never attended a retreat before, let me tell you - sign up today! Not only do you get to sew together with other quilters, but you get to do it for 24 hours a day over a period of 2 or 3 days . . . now this is the ultimate quilting vacation. Having someone else do the cooking and cleaning is heaven, and you get to spend all your time immersed in Quiltness!

I've never been one to follow a pattern too closely - I find it's really just more of a suggestion. Maybe that's why quilting still intrigues me so. I get to take a little of this, a bit of that, throw in my own colours and make it my own. If you have difficulty doing this, try switching the dark and light fabrics up, or try working with a new pallet. After that, try making it scrappy - as long as you keep contrast in mind, it can really spice up a quilt. And whom of us doesn't have a pile of scraps to use up?!? OK, maybe if you're a newbie, but even then, the rest of us have plenty enough to share!

Through the Guild I have found a community of people who enjoy quilting as much as I do. I have met so many wonderful friends and have learned so much from them. I can truly say belonging to the Guild has been one of the best things I've ever done. Quilters share - they share their excitement, opinions, talents, friendship, knowledge and best of all - their chocolate! Without them/you, I would not have become the quilter I am today. I have thrived due to your patience, kindness and friendship and for that I thank you from the bottom of my heart for welcoming me into this wonderful group. I hope as your VP, that you feel you can approach me - for ideas, help, or just to introduce yourself. To those of you who were there at the beginning, thanks for welcoming me into this community; for those who have come since, I'm glad you're here; and to those of you just starting out, welcome - and let's have fun!

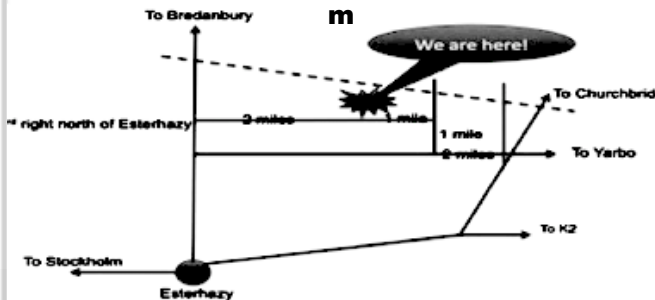


**Longarm Quilting Service and Rental
Quilting Fabrics and Notions...Finished
Artwork**

Dan & Joyce Karau, Owners

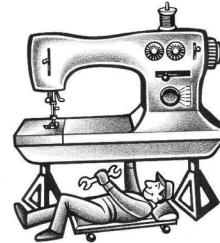
**1-306-740-0156 1-306-740-0208
perfect.tension.quilts@gmail.com
Esterhazy, SK**

**Follow us on Facebook!
www.perfecttensionquilts.wordpress.co**



TREAT YOUR SEWING MACHINE TO A SPA!

Is your sewing machine telling you it's time?



Call or text Darcy in Regina
306-501-2771
or email darcyzee@hotmail.com

GREAT RATES!

www.sewingmachinecleaningandrepairs-regina.ca



Sew Materialistic

Come check out the huge selection of 100% quilter's cotton on for \$9.00/m. and our newly expanded selection of quilter's cotton, wide-backs and flannels.

223 3 St N C, Nipawin, SK S0E 1E0
306-862-9789

<https://www.facebook.com/sewmaterialisticnipawin>



Welcome!

Our one-of-a-kind store, offers everything you need for sewing, quilting, knitting, rug hooking and needlework, including fabric and yarn you won't find just anywhere!



We offer classes for all ages from introductory to advanced levels. We strive to share all the latest techniques and products with our customers.

Bernina

Our helpful staff is always there to provide advice and assistance for any project. Classes are offered at the store, the Saskatchewan Stitches Conference and Sewing and Knitting Retreats.

authorized dealer for Janome, elna, Bernina

626 Main Street (306) 682-0772 OR (800) 344-6024
Box 2458 E-Mail: haus.stitches@sasktel.net
Humboldt, SK S0K 2A0 Web Page: www.hausofstitches.ca



Homespun Quilt Show
Sept 21 & 22
Carlyle SK

The Homespun Quilt Show is held on the 3rd week-end in September in Carlyle, SK as part of the Homespun Craft Show.

<https://www.facebook.com/homespunquiltshow/>



Red River Exhibition Park
3977 Portage Avenue
Winnipeg, Manitoba, Canada

Friday September 13 5:00 pm – 9:00 pm
Saturday September 14 10:00 am – 4:00 pm 2019

<https://manitobafibrefestival.com>



Featuring work from over 200 vendors, the Scattered Seeds Craft Market is celebrating its 24th year at the Red River Exhibition Place, located at 3977 Portage Avenue.

<https://www.thescatteredseeds.com> Winnipeg



The QUILT SHOW
in LEDUC
FRIDAY, OCTOBER 18, 2019

<https://www.leducquiltshow.com/show-details>



Grandmothers 4 Grandmothers Regina
Upcoming fundraisers:

Art from the Attic - Saturday Sept 21 2019
A Super Scrabble Event - Sunday November 3 2019

<http://grandmothers4grandmothersregina.com>



Lifelong Learning Centre
University of Regina
Regina, SK S4S 0A2
Phone 306-585-5766

Website www.uregina.ca/cce/lifelong

Physical Location

2155 College Avenue

For information about LLC courses and registration

call Student Services Office at
306-585-5748

Lifelong Learning Centre
Program Guide
Fall 2019

<https://www.uregina.ca/cce/personal-enrichment/assets/docs/pdf/llc-program-guide.pdf>



https://www.ssfa.ca/districts/regina_sport_district

Nuit Blanche Regina

September 29, 2019 7:00pm – midnight

Downtown Regina

THEME Reflections of the Land

<https://www.nuitblancheregina.ca>



Regina Farmers' Market

<https://reginafarmersmarket.ca>

MAY 4 - OCTOBER 12 9am - 1pm

CLASSIFIED
Ads

Buy, sell, and swap through this space.
IT WORKS!!

BUSINESS CLOSING CLEARANCE SALE

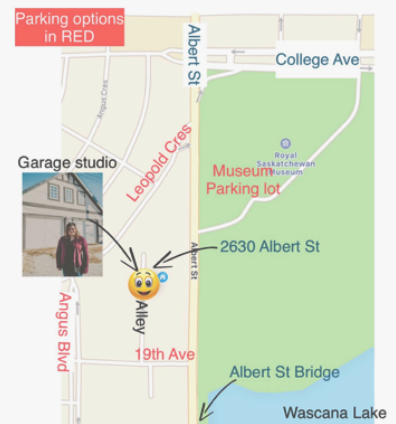
SO
sweet
Quilts & Toys

SATURDAY NOV. 2
10AM-4PM

FABRIC, QUILTS
FELT TOYS
LEGO PRODUCTS
CRAFT SHOW DISPLAY MATERIALS
& MUCH MORE

50% off all products!
Deep discounts on fabrics
and supplies!
Prizes, Bonus Discounts!

Sale address: 2630 Albert St
via back alley (quilt studio
is above garage)



Visit www.sosweetquilts.ca for more info
Or visit the Facebook page @SoSweetQuilts

Saskatoon Quilt Show 2019

WHEN:
October 25, 2019 – October 26, 2019 **all-day**

WHERE:
Praireland Park, Hall E Plaza Entrance
503 Ruth St W Saskatoon, SK S7J 0S6

<https://canadianquilter.com/event/saskatoon-quilt-show-2019/>

The 2019 Saskatoon Quilt show is a great experience for people of all ages. With almost 500 quilts on display, you will see the beautiful craftsmanship and talents of quilters from all over Saskatchewan. Our show has been described by judges, vendors and visitors as one of the biggest and best in Western Canada. The theme; “Reflections in Colour” is sure to spark the imaginations of Saskatchewan’s many creative quilters.

Program Report 2018-2019

Sharon H Convenor

I want to thank the people who worked to bring the programs we enjoyed this year. Sally B, Beth Hi, Sharon H (Convenor).

We want to extend a special thanks to Terri F and Heather G who gave wise counsel and a wealth of program ideas to us.

We also wish to thank the presenters and assistants who contributed to the year's programs. In addition, Shelley and the Good Shepherd Lutheran Church staff who went the second mile for us on technical issues.

PROGRAMS 2018-2019

September	PreCuts	Cindy Radford
October	Stupendous Stitching	Shirley Mathisen
November	Quilting Olympiad I	Terri F/many volunteers
January	Quilting Spaces	Sharon H/Coordinator Carol G, Iris L, Linda W
February	Scrappy Quilts	Beth H, Connecting Threads
March	Q Skills -- Round Robin	Sally B/Coordinator/volunteers
April	Scrap Book Extravaganza	Heather Grover
May	Sewing Machine Maintenance	Howard Leudtke

PPQG SHOP HOP April 6, 2019

The Program Committee worked with Cheryl Hughes of WOMEN ON THE GO to provide a stunning shopping day for 36 quilters. The bus trip took us to Carlyle, Moosomin, and Yorkton where we shopped in six quilt stores, one department store and ate two wonderful meals in Carlyle and Yorkton.

Cheryl Hughes was a wonderful host and she had every moment and logistic planned to the T. We also thank our bus driver, Elma K, who is also a quilter. Elsa managed to get us to the three destinations, six quilt shops and two restaurants most efficiently.

The Quilt Shops and other stores welcomed us warmly. We thank Sew and Sew's at Carlyle, Shirley's Sewing Room at Moosomin, Sew Creative and Interiors at Moosomin, Collette's Sewing Machines Plus at Yorkton, North 40 Fabrics at Yorkton and King's Department Store in Carlyle.

It leaves me wondering if this might become a biennial activity, in years alternating with the Quilt Show! Let us know what you think.

Conclusion:

Thank you to the Guild Executive and Membership who supported our Committee through the year. We operated well under budget, thanks to all of the volunteer effort that went into the programs.



It started out as a harmless hobby ... I had no idea it would come to this!!!

A new location! The new Bernina Dealership! The new POS system and website! And of course always new fabric, notions, kits and so much more. Pleased to sponsor the Trunk Show at the SaskatoonQuilts 2019 Reflections in Colour show October, 25 and 26, 2019.


Periwinkle
Quilting & Beyond

270 - 2600 Eighth St. E., Saskatoon, SK

ph: 306-933-3072 e-mail: periwinkle@sasktel.net

www.periwinkle.biz Follow us on Instagram and Facebook

AGM Agenda Tue. Sept 3, 2019

1. Call to Order
2. Minutes of the previous SAGM
3. Consideration of the Financial Statements
4. Consideration of the Reviewer's report
5. Resolve not to appoint an auditor
6. Motion to adjourn.

Prairie Piecemakers Quilters' Guild Semi-Annual Membership Meeting Minutes - May 7, 2019

1. Call to Order

The meeting was called to order by President Shelley K. at 7:30 p.m.

2. Minutes of AGM

Minutes of the September 4, 2018 Annual General Meeting were accepted as printed.

Motion to approve by Shelley K. Seconded by Sharon G. Carried.

3. Reports from Executive and Committees

Reports were summarized by President, Programs, Workshops, Membership, Librarian and Newsletter. Reports printed in newsletter.

4. Treasurer's Report

Marlene SC reviewed the current financial statements. Motion to accept the Financial Report made by Marlene SC and seconded by Beth H. Carried.

5. Appointment of Reviewer

Motion by Marlene SC that the Guild appoints Glen Stewart to review the financial statements for this fiscal year. Seconded by Shelby L. Carried.

6. Elections

Myrna PB presented the following candidates:

Directors:

President	Shelley K.
Vice President	Sherrill T.
Secretary	Dianne P.
Treasurer	Marlene SC

Officers:

Library	Bonnie R.
Newsletter	Deena A.
Program	Connecting Threads - Shelby L.
Website/Promotions:	Cindy T.
Workshops	Heather I.

Motion by Carol G. to accept the candidates as presented as the Executive for the 2019-2020 fiscal year. Seconded by Sharon G. Carried.

7. Proposed Changes to Bylaws

Shelley K and Jymmi Kaye D reviewed the proposed changes to the Bylaws. Main changes were correcting Officers and Directors to align with the not for profit act and to correct standing committees to committees. The balance of changes were numbering, font, changing Chair to President, punctuation and combining information into new sections.

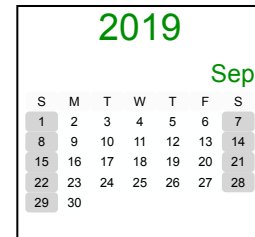
Motion to accept the Bylaw changes as presented made by Myrna PB. Seconded by Sally B. Carried.

Adjournment

Shelley K adjourned the meeting at 8:07 p.m.

Prairie Piecemakers Quilters' Guild Regular Monthly Meeting Agenda September 3, 2019

Introduction of Executive and Committees Members	Shelley
Name tags	Marlene SC
Approval of May 7 meeting minutes	Shelley
Library	Bonnie
Workshop Committee	Heather I
Retreats	Jacquie/Shannon
UFO	Heather H
Show and Share	
President's Challenge	Shelley
Mystery Quilt	Tannis
Break	
Membership	Cheryl
Door Prizes	Shelley
50/50 Draw	Betty/Sheree



Prairie Piecemakers Quilters' Guild Regular Monthly Meeting – May 7, 2019

Welcome and Call to Order – the President Shelley called the meeting to order at 8:15 p.m.

Announcements – Shelley advised that the Quilts of Valour blocks are due tonight.

Shelby L. had information on a bus trip to MaMi's Quilt Store on May 23.

Colleen M. reminded us about the Lumsden Quilt Show on Saturday May 11 from 1:30 – 4:00 at the Seniors Home. There is a raffle quilt and Peggy Fischer is the featured quilter.

Approval of Meeting Minutes – Minutes of the April 2, 2019 meeting were approved. Motion to accept the Minutes made by Shelley K./seconded by Carol G. Carried.

Workshops – Heather I. advised there are six spaces open in the Mystery Quilt Wrap Up on May 11. Fee -\$35. There is a Fibre Art Class scheduled with Joyce Brown on May 25 from 9:00 to 4:00.

Library – Debbie W. would like suggestions for new books. She outlined the summer book lending policy. Three books can be borrowed for the summer if a \$25.00 per book deposit cheque is received. The cheque will be held for the summer and destroyed when the books are returned in September.

2020 Quilt Show Update – Tannis F. advised that

lots of planning underway. They have four judges lined up for the show. They will provide updates at future meetings.

Mystery Quilt – Tannis & Shelley showed the block set up and a number of completed quilts. Some of the quilts shown were a variation of the mystery quilt.

Planning for Bus to Saskatoon Quilt Show in October 2019 – Marlene SC advised that she will arrange for a bus to the Saskatoon quilt show on Saturday, October 26, 2019. If interested she is accepting a \$20.00 non-refundable deposit cheque by the June meeting so that a bus can be reserved right away.

Program – Howard Luedtke from Northgate Sewing Centre/Peachtree Quilt Shop outlined some tips for caring for your sewing machine including proper needles and thread.

Membership – Lynne W. reported 73 members and 3 guests present tonight.

50/50 Draw – Winner of \$87.50 was Wendy S.

Door Prizes – Dawn M., Della A. and Cathy D.

Adjournment – Meeting was adjourned by Shelley K. at 8:45 p.m.

Next meeting is June 4, 2019.

Advertising Information

The Prairie Piecemakers Quilters' Guild is entering its twenty-sixth year as an incorporated organization, serving quilters, promoting the quilting arts and supporting the development of quilting in Regina. Your advertisement is an effective way to reach a local and a broader audience of quilters:

Local audience: the Prairie Piecemakers Quilters' Guild publishes 10 newsletters each year, monthly from September through June. The newsletter is distributed to all Guild members (currently over 140 members and growing).

Extended audience: advertisers in the newsletter are recognized on the Guild website (www.prairiepiecemaker.com) with a link to their website and/or contact information. Each newsletter is posted on the Guild website and remains available for public download through the newsletter archive.

Timelines:

Advertisers should send their advertisement copy to the editor of the guild newsletter two weeks before the end of the month prior to the next issue of the newsletter. Please see the Guild website for our Advertising Guidelines.

Contact:

Inside the Guild Newsletter Editor
Prairie Piecemakers Quilters' Guild
Box 33043, Cathedral P.O.
Regina, SK S4T 7X2
Telephone: 306-584-9509
Email: newsletterppm@gmail.com
Website: www.prairiepiecemaker.com

Want to join the Guild?

Visitors and new members at all levels of quilting are welcome.

Guild membership consists of quilters of varying ages and abilities who share a great appreciation for the art of quilting and the fabric used to piece the quilts together:

- The membership year runs from July 1 to June 30 of the following year.
- New members are welcome at any time during the quilting season.

The Guild is a member of the Canadian Quilters' Association.

Please contact us by email at ppmqguild@gmail.com, through the website, or directly to a Membership Committee member (pg. 2).

Inside the Guild

Commercial Advertising Rates

Single Issue Rate			Full Year
Category	Size	Rate	Rate
Full page	7.5" x 10"	\$50.00	\$250.00
Half page (horizontal)	7.5" x 5"	\$25.00	\$125.00
Half page (vertical)	10" x 3.75"	\$25.00	\$125.00
Quarter page	3.75" x 5"	\$16.00	\$80.00
Business card	3.75" x 2.5"	\$8.00	\$40.00

Non-Commercial **Classified** Advertising Rates

Advertisements must be sewing, quilting, or fibre art related. 1/4-page and 1/2-page advertisements, containing a photo, a graphic, or an image are to be in .pdf, MSWord, or .jpeg format (ready for insertion) and sent to newsletterppm@gmail.com. Include your complete contact information.

Please make your cheque payable, in the correct amount, to PPQG and forward it to Prairie Piecemakers Quilters' Guild, Box 33043, Cathedral PO, Regina, SK. S4T 7X2.

Advertisement Sizes	Guild Member	Non-Guild Member
	Per issue	Per issue
Classified Ads of 50 words or less - no photo, graphics, or images	FREE maximum insertion 3 months	\$8.00
1/4 page	\$5.00	\$16.00
1/2 page	\$10.00	\$25.00

Except where noted, all graphics are from Google Images.

Privacy of Information: As a public organization, the Prairie Piece Makers Quilters' Guild, Inc. (PPQG) is compelled to abide by the Canadian rules applying to the Privacy of Information. We cannot share information about members without this consent. The personal information collected consists of name, address, telephone number, and email address and is used to contact members for Guild business. As the Guild's membership form does not specifically ask members if they will allow their names to be published in the newsletter, the newsletter will not publish full names, excepting for the executive and committee chairpersons, who have signed disclaimer forms for the editor or when expressed permission is provided. When submitting articles for the *Inside the Guild* newsletter, please state as to whether you will allow your full name to be published in the newsletter print format, available at Guild meetings and the online copy published on the Guild's website. *Thank you.*