

Prairie Piecemakers Quilters' Guild

Inside the Guild

Website: www.prairiepiecemaker.com

November
2020

Issue 2020-11



Hang
in
there
-
together!



Guild Officers and Directors

President:
Sharon G

Vice President:
Tannis F

Secretary:
Shelley K

Treasurer:
Marlene SC

Guild Committees with Directors*

Guild Committees

Library Committee:

Bonnie R*
Linda W; 2 pending

Newsletter/Advertising:

newsletterppm@gmail.com
Deena A*
Frances L

Proofreading: Frances L & Mary F

Program Committee:

Shelby L*

Website/Promotions Committee:

Jymmi Kaye D
ppmqguild@gmail.com

Workshop Committee:

Heather I*

Membership Committee:

Cheryl A*
Aline M



Too soon??

50/50 Draw Committee:

Sheree S; Betty U

Retreats:

Shannon B*
Jacquie B.

UFO's:

Renee B

Connecting Threads:

Marlene SC

Facebook Page: Jymmi Kaye D

Meeting Dates

2020-2021

September 1, 2020
October 6, 2020
November 3, 2020
December 1, 2020

January 5, 2021
February 2, 2021
March 2, 2021
April 6, 2021
May 4, 2021
June 1, 2021

Want to join the Guild? Information on last page.

Currently meeting online only.

Monthly Meetings

First Tuesday of month:
September to June, 7 to 9 pm

Good Shepherd Lutheran Church
3825 Hillside Street
Regina SK S4S 3Y5

Website: www.prairiepiecemaker.com
Facebook: **Prairie Piecemaker Quilters' Guild**
Newsletter: newsletterppm@gmail.com
Email: ppmqguild@gmail.com

Copyright: Prairie Piecemakers Quilters' Guild Inc.





President's Message October 2020

Sharon G

Sometimes my brain is a bit like a quilt-of-the-month calendar. Depending on the month, I find myself thinking about what kind of quilt I'd like to make that particular month.

In October, it was quilts with fall colours and pumpkins. But November it's all about Quilts of Valour! It's such a great program, and a great way to honour those who have served in Canada's Armed Forces. Unlike the quilts with pumpkins, I've made lots of blocks and even a couple of quilts that I've donated to Quilts of Valour.

I just love that Northcott Canadian fabric that's been specially made for QOV. And I've also been lucky enough to be present when a member of the forces received a quilt. It was an emotional and inspiring moment to witness. It made me extra proud to have played a minor part in the program.

I highly encourage taking part, if you don't already. Make a block, offer to quilt or bind, or make a quilt to donate. It's one of many great quilting charities you can be part of. Check them out at quiltsofvalour.ca, and don't wait until November to start thinking about it!

Happy Quilting, and stay safe!



Let's Quilt Together

Challenges #1, #2, #3

Tired of quilting alone?

Let's get together every month at the meeting (Zoom)
and show our progress (zoom! zoom!).

The executive has some quilting challenges for you to complete
before Spring 2021.

The first challenge appears this month ... pg 15



Regular Hours

*Monday to Saturday: 9:30 to 5:30 pm
Closed: Sunday and all stat holidays*

*Come see us today at 2-1230 St. John Street , Regina
or call us at 306-585-2227*

Email order@sewcindy-rella.com

<https://www.sewcindy-rella.com/index.html>

UPCOMING CLASSES

We still have openings for some of our upcoming classes. Make sure to register for any that interest you before they fill up! View them below or visit our website to see all available classes.

Absolute Beginners - Quilt Finishing - Domestic Machine

This beginner class uses your sewing machine , or ours for the day. Talk of pros and cons of each of the various methods of "sandwiching" your quilt top, types of batting. and tips and tricks of binding methods are discussed to finish the quilt.

Learn More...

Ron Collins - The Ultimate Sewing Retreat - 3Days

3 day fitting retreat , may split into one or two day retreat depending on availability

Learn More...

Ron Collins - Designer Finishes

Create 17 reference samples in this information-packed class! Do a total of 12 different seam finishes. Seven of them are non-serged, which includes Hong Kong, Bound, Flat Fell, French and Striped, along with a great way to finish off underlined pants with a Double French Seam. Learn also how to make 142" of continuous bias tape at 1 3/4" wide out of 16 1/2" square of fabric for some of these great seams. Plus, make a fake flat fell seam, reinforced seam, and a finished pressed open seam as well. Make an unbelievable dart and pleat using one thread on your sewing machine, using only your bobbin thread in your sewing machine; great for shear fabrics or a designer detail.

Learn More...

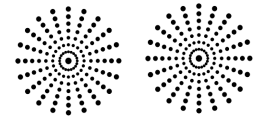
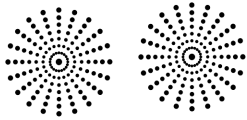
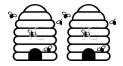
Kimberbell Event - Merry and Bright (2 day)

No experience or Machine Needed!

Learn More...



**Cindy-rella's
Sewing & Quilting**



President's Challenge

I don't know about you, but I can't wait for 2020 to end!

This pandemic has actually got me thinking about the end of the year, and that makes me think about Christmas.

So here's my challenge: At the December meeting show us your best quilted Christmas item. It could be a table runner, tree skirt, placemats, a Christmas stocking or a Christmas quilt. But you have to have made it this year. If you don't have anything in your stash, please think about shopping local. Our Saskatchewan quilt stores need your business to stay operating during this pandemic. And I'll bet they already have their new Christmas fabric in stock! But whether you already have it, or need to buy something - now is the time to make it! Plus, by December, you'll be ready for the holidays!

We'll award a prize in two categories. One for a Christmas quilt (any size) and another prize for any other quilted items.

**CHALLENGE
ACCEPTED**

We remember ...



I Many Times Thought Peace Had Come

Emily Dickinson

I many times thought Peace had come
When Peace was far away—
As Wrecked Men—deem they sight the Land—
At Centre of the Sea—

And struggle slacker—but to prove
As hopelessly as I—
How many the fictitious Shores—
Before the Harbor be—

[Source](#)

IN FLANDERS' FIELDS

John McCrae

In Flanders' fields the poppies blow
Between the crosses, row on row,
That mark our place: and in the sky
The larks, still bravely singing, fly
Scarce heard amid the guns below.

We are the dead. Short days ago
We lived, felt dawn, saw sunset glow,
Loved and were loved, and now we lie
In Flanders' fields.

Take up our quarrel with the foe;
To you from failing hands we throw
The torch; be yours to hold it high,
If ye break faith with us who die
We shall not sleep, though poppies grow
In Flanders' Fields.

[Source](#)

Home of Michele's Long Arm Quilting
OVER 8000 BOLTS OF FABRIC
Notions, Patterns & More

**MaMi's
Country
Quilts**



253 Front Street, Duck Lake,
Sask.

Email: mamquilts@sasktel.net
Website: mamisquilts.com
306-467-4453

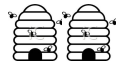
Classes and Retreats
Book a Private Retreat



Store Hours: Monday - Saturday
9am - 6pm

Michele is also a Certified
Instructor for Judy Niemeyer
Quilting

Now Order Online
mamisquilts.com



Program

Shelby L



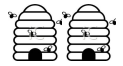
Get ready to be inspired! Quilt Artist, graphic designer & motivational instructor, Dawn Piasta from Dauphin, Manitoba will be coming to the Prairie Piecemakers' Quilters Guild live via ZOOM on November 3. You will enjoy a "front-row seat" view of her colourful collection of art quilts. She incorporates many techniques (pieced, applique & multi-media) into her quilts. Dawn's work incorporates colour, pattern, surface design and stitching. Her work draws on influences of family, travel, global awareness & social issues. This prairie girl is particularly drawn to rainbows, rivers & wildflowers.

Dawn Piasta/Dewpoint Arts.
Facebook & Instagram hashtags are: @dewpointarts or #dewpointarts.

December

MARTHA COLE





Renee B

4 TEAMS COMING SOON



NOTES:

Teams have been made up per point value.

Picture of finished UFO can be emailed to wat2so@accesscomm.ca

Earn bonus points for a label.

Sew & Sews

**117 Main Street, Carlyle SK
Phone: 306-453-2562**


Shopping made easy ...

Better than online, we offer personalized service as your 'virtual assistants'.

Call or Facebook message.

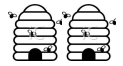
Ordering available through text/private messaging & all orders can be shipped for doorstep delivery.

**Big City Selection,
Small Town Service!**



www.facebook.com/carlylesewandsews

Open: Monday to Friday 10 to 5



WORKSHOPS



Heather I., Iris L.

No refunds for workshop fees if unable to attend. You may find someone to take your place or check with the workshop lead to see if there is a waitlist.



All classes will be held at the Sask Abilities Council 825 McDonald St.

November



Dyeing 101

November 28, 2020 - 1 day

POSTPONED

This class will take students through basics on dyes, chemicals and additives while focusing on how to mix and blend colors to get your desired effects. Once you prepare your dyes students will learn immersion dyeing, direct application, and tie-dye. All techniques will be learned through fun projects that students can take home with them.

Cost is \$35.00 Instructor: Leanne Clifford

Kit fee \$10.00 This covers the dye/chemical and bags for the class.

NOTE LOCATION CHANGE class will be at Neil Balkwill Center.

Doors open at 0830.

Wearing masks is highly recommended.

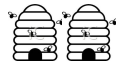


Bonnie R Linda W

Only on

Pause

Keep track of the books you have out until we meet again in person!



Connecting Threads

Marlene SC



Connecting Threads will be cancelled at the Neil Balkwill

Thur Oct 29th and Thur Nov 5th.

We plan on resuming Thur. Nov 12th.




Pillowcases

Marlene will be accepting pillowcases (homemade not purchased) until Dec 15th for donation to the women's shelters in Regina. These can be dropped off at the Neil Balkwill Centre any Thur morning between 9:00 - 11:30 or call Marlene at 306-586-5346.

Placemats

Marlene will be accepting placemats until Dec 1 for delivery to SHA's Meals-on-Wheels. You can drop them off at the Neil Balkwill Centre any Thur morning between 9:00 - 11:30 or call Marlene at 306-586-5346.



Something a little different

How to make Double-Sided Scalloped Placemats

[Source: Spoonflower](#)

Colleen's Quilting
 Longarm Quilting Service

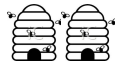
Colleen Matheson 290 Qu'Appelle Drive West
 mathesonc@sasktel.net Lumsden, Saskatchewan
 306 731-3603 SoG 3Co
 APQS Millennium

TERRY WHITMAN
 Custom Longarm Quilter

1-304-634-4603

Box 1586, Estevan SK S4A 2L7
 gary.whitman@sasktel.net






is


PARTY
TIME!

Come to the zoom meeting dressed up
and win !

Come even if you're not
dressed up.



Fancy



Funny

There will be prizes!



There will be surprises!

Loreen's Longarm Quilting
Services

Loreen Yanko Owner
loreenyanko@gmail.com
95 Dale Cres
Regina, Saskatchewan S4N 5J6
306 761-0841



Angela Denys 306.421.3083
Angela@GypsySoulFabrics.ca
Gypsy Soul Fabrics
www.GypsySoulFabrics.ca



Nifty Notions

- LOTS OF BATIKS & TONE-ON-TONES
- THREAD
- ACCESSORIES
- SAMPLES

WIDE BACKING
20% OFF

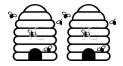
Call to visit! 306-332-5516
MYRNA SNIDER FORT QU'APPELLE, SK

TINY STITCH

- Quilt Shop Inc. -
24 - 810 Centennial Blvd. Warman, SK S0K 4S1
(306) 384 - 7858 / info@tinystitchquiltshop.com
www.tinystitchquiltshop.com
FOLLOW US ON INSTAGRAM AND FACEBOOK



Loreen's Sewing School
Children's Sewing Classes
Registered "Kids Can Sew" Instructor
Loreen Yanko, Owner
loreenyanko@gmail.com
95 Dale Cres Regina, Saskatchewan S4N 5J6
306 761-0841



Our Website is Active

Jymmi Kay D

Website and Google Analytics – Sept 15 to October 15



Website Traffic (Past 30 days)



- October 5 had 80 visits – tied in the release of the newsletter
- Sept 18 had 42 visits – Quilt displays at Campbell collegiate
- Sept 20 – 36 visits – posting of the Connecting Threads pictures



www.periwinkle.biz

Whatever your level from beginner to expert Periwinkle is here to help. New fabrics, mask supplies, patterns, or notions, we have it ... or can find it. We also carry Bernina sewing machines and long arms. And if you are interested in "leveling up" try our classes.

Periwinkle
Quilting & Beyond

270 - 2600 Eighth St. E., Saskatoon, SK
ph: 306-933-3072 e-mail: periwinkle@sasktel.net
follow us on *instagram* and *facebook*

SHOP ONLINE!

peachtreequiltshop.com

**Fabric
*Notions
*Parts
& more!*

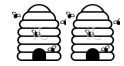


Northgate Sewing Centre



Peachtree Quilt Shop

140 ALBERT ST. REGINA, SK S4R 2N2



Let's Quilt Together Challenge #1

TEMPERATURE QUILT CHALLENGE

Jymmi Kaye D.

Make a quilt based on the temperature range in Saskatchewan.

One of the things Saskatchewan people talk about the most is the Weather.

We recognize over the winter months we will be staying in more and continuing to social distance. Therefore, our next challenge is all about the Temperatures that we experience every day while we survive the winter months.

To help you get started here are two links to give you an idea how to start:

<https://www.elmstreetquilts.com/2018/11/tutorial-how-to-make-temperature-quilt.html>

<https://joavery.co.uk/2020/04/weather-bubble-a-temperature-quilt.html>

<https://www.theweathernetwork.com/ca/monthly/saskatchewan/regina>

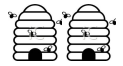
If you need further help, contact Jymmi Kaye at ppmguild@gmail.com.

Helpful hints for the links above:

1. Create a Temperature range Chart and assign a colour. Example below:

Temperature Range (C)	Color
Colder than -40	
-35 to -39	
-30 to -34	
-25 to -29	
-20 to -24	
-15 to -19	
--10 to -14	
-5 to -9	
0 to -4	
1 to 5	
6 to 10	
11 to 15	
16 to 20	
21 to 25	
26 to 30	
31 to 35	
36 to 40	
Warmer than 40	

2. Get the fabric stash out and assign colors from the chart above to your selected material.



TEMPERATURE QUILT CHALLENGE PG. 2

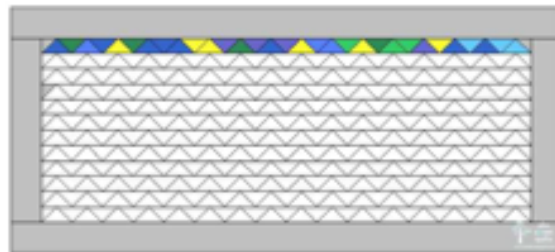
3. Design your shape to represent the high and low temperature for each day.



4. Design the Layout

Determine how you wish to assemble the high/low pieces you have created. For example, have two columns per month with each row representing the high and low for that day of the month.

You could also just have the months laid out in rows if you are using the flying geese block above.

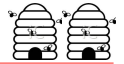


5. Keep the project close and try to work on it everyday. Remember this is our way of staying in touch while we are apart. If you miss a few days, no problem there is always someone who can remind you of what the temperature high and lows were.

Quilt Guild Challenge

Starting December 1, 2020 and finishing May 30, 2021

- Create a placemat for completing the challenge for one month
- Create a wall hanging or small quilt for completing the challenge for all 6 months
- Share your work with the Guild at the monthly Zoom meetings



<https://canadianquilter.com>

Sponsor a Young Quilter

The 2021 **Youth Challenge** is sponsored by the **York Heritage Quilters Guild** and the fabric is *Delightful* designed by Tamara Kate for Micheal Miller Fabrics.



2021 CQA/ACC YOUTH CHALLENGE

CQA/ACC INDIVIDUAL MEMBER CHALLENGE



THE TIES THAT BIND



What better way to celebrate the launch of the new CQA/ACC logo than to use the logo colours in a challenge. *The Ties That Bind* Challenge will include the use of the six colours found in our logo. Using solid colours only, play with modern or traditional design elements. Our theme comes at a time when we have been isolated from each other for far too long yet like old friends, we never forget the ties that bind and we will rejoice in old and new friendships when we meet again. For more information and guidelines please download the PDF or visit the member-only section of the [website](#) on September 16.



Registration for workshops, lectures and NJS tours has been pushed back until March 2021. Dates and times to be announced later this year.



In the past, traditional patterns or surface designs were developed and passed on to makers so that many quilts of the same design, with names such as Log Cabin, Lone Star and Dresden Plate, could be made and shared. Colour arrangements and quilting designs varied depending on the available materials. Those quilts that have survived from the 19th century, and even earlier, can be found in museum, government and gallery collections and are eagerly sought by private collectors. They continue to offer inspiration for quiltmakers today, who use an ever increasing range of fabrics manufactured especially for quilting.

<https://www.thecanadianencyclopedia.ca/en/article/quilt>



Nine Patch

The Nine Patch is a popular pattern used by pioneer women. The earliest homesteaders had neither time or fabric to spare. Most of the quilts they made were utility quilts, quickly sewn together for warmth.

The Nine Patch is one of the simplest and quickest quilts to sew, and because it was a good way to use up every small scrap of fabric available, it was used often. On the prairie, sewing was an essential skill. Young girls learned to sew blocks before they learned to read. At an early age, often as young as 3 or 4, girls were taught to piece simple blocks such as the Nine Patch. Many were very skilled at piecing a block by age 5.

<https://www.nps.gov/home/planyourvisit/quilt-discovery-experience.htm>

[HOW TO ...](#)

Why label your quilt...

Kaleidoscope: Antique Quilts from the collection of Carole and Howard Tanenbaum

The quilts in Kaleidoscope were made in the United States, Canada and England, mostly during the 19th century. They were used as bedding, as lap robes and slumber throws, and as fancy piano covers in Victorian parlours. **Most of these quilts are now orphans, their makers unknown, their ancestry obscure.** The social messages they carried when they were made – who made them and why, for whom and under what circumstances – have evaporated, leaving behind elaborate kaleidoscopes of colour.

<https://textilemuseum.ca/event/kaleidoscope-antique-quilts-from-the-collection-of-carole-and-howard-tanenbaum/>



[Source: Wikipedia](#)

Dr. Bonnie Henry, Provincial Health Officer

Dr. Bonnie Henry was appointed as provincial health officer for the Province of BC effective

Dr. Bonnie Henry was the deputy provincial health officer for three years starting in August of 2014 and prior to that served as the interim provincial executive medical director of the BC Centre for Disease Control from December 2013 until August 2014.

She was also the medical director of Communicable Disease Prevention and Control and Public Health Emergency Management with the British Columbia Centre for Disease Control and medical director for the provincial emerging and vector-borne diseases program as well as a provincial program for surveillance and control of healthcare associated infections; a position she started in February of 2005.

She is a specialist in public health and preventive medicine and is board certified in preventive medicine in the U.S. She graduated from Dalhousie Medical School and completed a Masters in Public Health in San Diego, residency training in preventive medicine at University of California, San Diego and in community medicine at University of Toronto.

She has been involved with planning, surveillance and response to mass gatherings in Canada and internationally, including with the 2010 Vancouver Olympic and Paralympic Games. She is the author of "Soap and Water and Common Sense" a guide to staying healthy in a microbe filled world.

<https://www2.gov.bc.ca/gov/content/health/about-bc-s-health-care-system/office-of-the-provincial-health-officer/biographies>

She joined Toronto Public Health in September 2001 as associate medical officer of health where she was responsible for the Emergency Services Unit and the Communicable Disease Liaison Unit. In 2003, she was the operational lead in the response to the SARS outbreak in Toronto. She was a member of the executive team of the Ontario SARS Scientific Advisory Committee.

Dr. Henry is an associate professor at the University of British Columbia, Faculty of Medicine. She is the past chair of Immunize Canada and a member of the Canadian National Advisory Committee on Immunization and the National Infection Control Guidelines Steering Committee. She chaired the Canadian Public Health Measures Task Group and was a member of the Infection Control Expert Group and the Canadian Pandemic Coordinating Committee responding to pandemic H1N1 (2009) influenza.

Dr. Henry has worked internationally including with the WHO/UNICEF polio eradication program in Pakistan and with the World Health Organization to control the Ebola outbreak in Uganda.



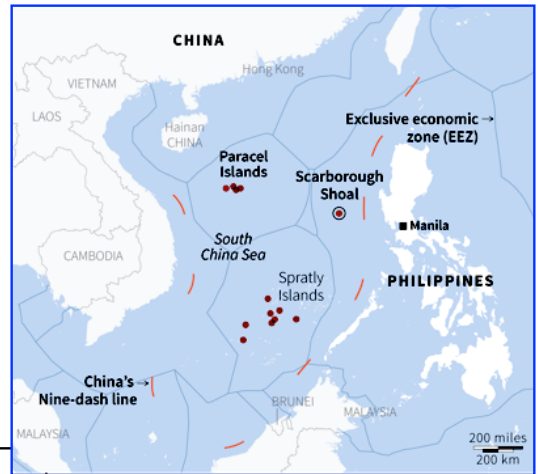
Philippines



island country of Southeast Asia in the western Pacific Ocean. It is an archipelago consisting of some 7,100 islands and islets lying about 500 miles (800 km) off the coast of Vietnam.

Manila is the capital, but nearby Quezon City is the country's most-populous city. Both are part of the National Capital Region (Metro Manila), located on Luzon, the largest island. The second largest island of the Philippines is Mindanao, in the southeast.

Source: [Research Gate](#)



Source: [Thomson Reuters](#)

Filipinos in Canada

On October 25 this year, Statistics Canada released select figures from its 2016 Census, which deal with ethnic diversity. The results show that immigrants from the Philippines comprised the biggest group of new arrivals who came to Canada from 2011 to 2016. All in all, some 188,805 immigrants from the Philippines arrived in Canada from 2011 to 2016. The findings indicate that a total of 837,130 people of Filipino ancestry were counted on Census Day on May 10 last year.

Filipino is the Hispanized (or Anglicized) way of referring to both the people and the language in the Philippines. Note that it is also correct to say Filipino for a male and Filipina for a female.

Pinoy is the shortened, colloquial version for Filipino to mean the people, but never the language. It becomes Pinay when referring to a female, although Pinoy is also used to refer to both male and female.

<https://www12.statcan.gc.ca/census-recensement/2016/dp-pd/dv-vd/imm/index-eng.cfm>

Source: [University of Hawaii](#) Source: [Canadian Filipino Net](#)

Political system

The Philippines' political system is that of a presidential, representative, and democratic republic with a multi-party system. Head of government, head of state, and commander in chief of the armed forces is the president. The President of the Philippines is elected by direct vote by the people for a term of six years. He may only serve for one term and is not eligible for reelection. The second highest official is the Vice-President. Philippines' legislature is a bicameral Congress consisting of a Senate and a House of Representatives.

Caohagan Island Quilts



Source: [Day by Day](#)

This type of quilt is made by people on the small and remote Caohagan Island in the Philippines. Quiltmaking was introduced to the island twenty years ago and now flourishes as an income producing and community building activity. Today about 100 of the island's 600 residents participate in making quilts which are sold primarily in Japan but increasingly in the United States.

Half the profits go to the individual quilter while the other half goes to the communal Quilt House to buy fabric and other supplies, train quilters, and to improve life on the island. The sale of the quilts has greatly improved the island's standard of living.

Source: [The Freeman](#)



Source: [Sunstar](#)



Philippines

Local textiles and fabrics

1. Piña fabric

Dubbed as the Queen of Philippines textiles, piña fabric is often used in making the country's national costumes, i.e. barong and terno.

It's largely produced in Kalibo, Aklan, where communities of indigenous weavers still use traditional weaving and dyeing techniques to this day. The time-honored tradition was nominated by the National Commission for Culture and the Arts to the UNESCO Intangible Cultural Heritage Lists in 2018.

Piña cloth is prized locally and internationally for its luxurious sheerness and durability. It comes in different varieties such as piña seda (woven with silk) and piña jusi (woven with abaca). Piña silk is popular among the Philippine elite as well as high fashion producers in North America and Europe.

[Source: Discovering CEBU](#)



[Source: Wikipedia](#)

2. Abaca

Earlier Visayan textiles were traditionally made from hemp materials. This comes from the abaca plant, also known as Manila hemp. It is a wild banana species that doesn't bear edible fruit but produces a strong fiber. Abaca cloth is produced in many regions in the Philippines. But the T'boli tribe of Southern Mindanao is most popular for their artistry and special hand-woven abaca fabric called Nalak.

Cloth weavers make garments using abaca-woven fiber. These are dyed with vibrant colors through the ikat method which uses natural dyes derived from indigenous plants.



[Source: White Champa](#)

3. Jusi

Jusi is the lovechild of abaca and piña fibers. Still sheer but made with a stronger and tighter weave. When woven along with locally grown silk threads, cotton, and rayon, jusi fibers make the iconic Hablon textile.

Hablon is the fast-rising star of Philippine textiles. It is currently making waves in local and international haute couture. Though, traditionally, it is used for products such as the colorful, checkered patadyong skirt and bandanas.

[Source: Barong Warehouse](#)



<https://barongtagalogstore.com/2020/03/04/knowning-your-filipiniana-fabrics/>

THE WEAVING OF KALINGA [Source: Narra Studio](#)

The province of Kalinga is one of the many places in the Philippines where the practice of traditional backstrap loom weaving not only survives but thrives. The Kalinga weavers produce handwoven fabrics for a variety of uses, from traditional cloth for clothing and ritual use to commercial fabrics intended for making household decor, souvenirs, bags, and accessories.

As soon as the women are finished weaving a piece of fabric, the men step in and stitch the designs. The design motifs and symbols are inspired from elements in the environment, such as birds and other animals, mountains, and stars.



[Source: Phillipines Tatler](#)



This and That



Innovative Quilting

Computerized Longarm Quilting

*Specializing in "Edge to Edge" Quilting
Thousands of Patterns to select from*



Offering:

large selection of wide fabric: Cotton, Flannel, & Fireside
50/50 Cotton-Bamboo & 100% Arctic Cotton Batting
Plus .

We also sell regular fabric, notions, patterns and more..

Open 9 to 5 Mon-Friday & most Saturdays (call ahead)

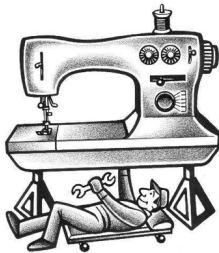
76 Halifax Ave
Melville, SK

Phone: 306 760-1573 or 306 728-8199 cell
innovativequilting@sasktel.net

"IT'S NOT A QUILT UNTIL IT'S QUILTED"

TREAT YOUR SEWING MACHINE TO A SPA!

Is your sewing machine telling you it's time?



Call or text Darcy in Regina 306-501-2771
or email darcyzee@hotmail.com

GREAT RATES!

www.sewingmachinecleaningandrepairs-regina.ca

Careful what you choose ...

The quilter died and went up to the Pearly Gates. (It doesn't start well, but it gets better....)

There, she was faced with a choice: she had lived her life so that she could either go to Heaven, or Hell – her choice. She was pretty sure this would have all been decided by now, and she was pretty sure where she wanted to go, but she was also a very curious quilter.

She asked Saint Peter if she could just take a look at what might be awaiting her in Hell.

They entered a huge room (anyone ever been to the Houston Quilt Festival? Bigger than that!), with tables and chairs. There were quite a few pleasant looking quilters sitting everywhere. But it was what was in the middle of each table that caught her attention: a wonderful huge pile of fabric. She thought she'd died and gone to Heaven!!!

She made up her mind on the spot, and turned to Saint Peter: "I know that Heaven is probably very nice, but I've decided that I want to stay here, thank you."

As the door closed quietly behind him for all eternity, everyone at the tables turned to her with a smile on their faces and said, with one voice:

"Did you bring the needles?"

[Source: Singing Quilter](#)

Cathy Miller the Singing Quilter

[Source: Singing Quilter
Homepage](#)



I have a box of Quiltmaker magazines to give away.

TAKEN

Email me: maryfield@sasktel.net
or
phone 306.546.3046

Bojagi or Pojagi – Korean Patchwork

<https://trashmagination.com/bojagi-pojagi/>



Bojagi means wrapping cloth. Many bojagi are made from a solid piece of fabric, but some are made by piecing together fabric remnants into a patchwork. One of the most striking aspects of bojagi (also written as pojagi) is that the seams are done in a way so it looks “done” from both sides of the fabric. It is different from other quilting styles made from three layers of fabric. It means bojagi looks delicate but it is actually very strong, and was used to wrap and carry many types of objects.



TONGSOL (FRENCH SEAM) Seams used in bojagi

[Cur out + keep](#)

Korean patchwork bojagi - tutorial

[korean-patchwork-bojagi-tutorial.html](https://trashmagination.com/bojagi-pojagi/)

Quilters Haven

422 Main Street North
Moose Jaw S6H 3K2
306-693-8523

email: quiltershaveninc@sasktel.net

website: quiltershaveninc.ca

If you **LIKE** us on **FACEBOOK** you can keep up to date with all the current happenings in our shop.

Heather, Arlyce & Staff at Quilters Haven



Broderick Garden Centre

SO much more than a garden store!

Quilting Fabric	Art Supplies
Pre-cuts	Quilt Kits
Crafts Supplies	Notions
	Yarn

www.broderickgardens.ca
420 Saskatchewan Ave E
Outlook, Sask 306.867.8999

Second Story Quilting

Widebacks and Quilters Dream Batting



Fit For a Queen by Westrade

Wide range of colors ~ Cotton and Flannel ~110"x108"

Quilter's Dream Batting

Cotton, Poly and Orient - King cuts (122"x108")

Christa Marcotte

Box 33

Torquay Saskatchewan S0C 2L0

Call or Text 306-421-7056

Email: acmarcotte@sasktel.net

Website: www.secondstoryquilting.ca

Blog: www.secondstoryquilting.blogspot.com

Pictures of colors can be texted or emailed.

NO QUILT QUILTING

Professional Longarm Quilters

Moose Jaw, SK

All our prices are very competitive.

We offer basting to extreme custom work. We offer it all!

With no training session involved, you can just walk in and start to load your quilt.

You can also have us pre-load your quilt for a small charge.

During a one-on-one session of no less than 4 hours, you may choose from many threads, and a large variety of edge to edge designs

- a creation that's all your own.

If you have ever wanted to experience quilting your own quilt on a computerized machine with thousands of edge to edge designs to choose from, we have a plan for you!

We're offering our computerized Gammill Statter longarm machine in a great deal.

This will be a no sweat, and no stress experience

Of course, we still offer quilting for those who want to continue to have us quilt for you.

We also have a large selection of battings, including wide, black, wool/cotton blend, bamboo, 100% natural cotton, 100% cotton bleached white, 80/20 cotton poly, the last 2 being available in Hobbs, and Arctic.

With the lowest prices around, don't hesitate to give us a call to book your spot!

You can call Colleen at 306-631-5303.

Please don't hesitate to call us for any of your longarm needs.





GivingTuesday - the global day of giving

Canada, join us for the 8th annual GivingTuesday on **December 1, 2020**

GivingTuesday is a global movement for giving and volunteering, taking place each year after Black Friday. The "Opening day of the giving season," it's a time when charities, companies and individuals join together and rally for favourite causes. In the same way that retailers take part in Black Friday, the giving community comes together for GivingTuesday.

[Source: Giving Tuesday](#)

[Facebook](#)



SASKATCHEWAN POLYTECHNIC

THE NEED IS REAL
Together we can make a difference.

GIVING DAY
#SaskPolytechCares

Showing your support this Giving Day, December 1, will help our students through these uncertain times.

For more information, contact:
Megan Gilewich at 306-659-4571
or email at
megan.gilewich@saskpolytech.ca

[Source: Alumni](#)




Cribbage Project for the Visually Impaired Receives Top Award



Andrew Ashton, a graduate of the Electronic Systems Engineering Technology at Saskatchewan Polytechnic, was recently awarded the top prize in the Technology Accreditation Canada (TAC) 2020 Technology Report Contest. Andrew's project, titled Cribbage for People with Reduced Vision, utilizes technology to replace a traditional wooden cribbage board with a combination of electronic devices which aids players with reduced vision capabilities. With large-character, backlit LCD displays and large, colour-coded buttons, each player uses a handheld, wireless controller to enter points scored throughout the game and to view the current score of each player.

[Source: Alumni Award](#)

Virtual Quilt Show



VQS
Virtual Quilt Show
sponsored by Gammill


E-mail: contact@virtualquiltshow.com

<https://www.facebook.com/VirtualQuiltShow/>

[Virtual Quilt Show](#)



Visit us November 1st
at
www.wintergreenmarket.ca



Sew Materialistic
THE FARMHOUSE EDITION

Sew Materialistic – The Farmhouse Edition is exclusively an online web store which is owned and operated by Cindy Tyson, the owner of Sew Materialistic – Brick and Mortar location in Nipawin.

This webstore is being operated independently of the retail store featuring products inclusive to it alone.

Cindy was already a retailer and decided due to COVID in 2020 that an online platform was necessary to try and survive this new retail landscape. Cindy is a farm wife and actively involved on the farm which is four hours away from her Brick and Mortar location


Cindy is an avid quilter, discovering her love for it after taking her first class in Saskatoon in 2016!

Sew Materialistic – The Farmhouse Edition will be operated from Cindy's Farmhouse

Facebook: www.facebook.com/sewmaterialistic.thefarmhouse

Instagram: www.instagram.com/sewmaterialistic.thefarmhouse

Handles (same for both): @sewmaterialistic.thefarmhouse



I-Chun Jenkins/ Fibre Theory

“Growing up in a tiny fishing village on the small island of Tawian surrounded with a rich heritage of native culture and natural beauty I became sensitive to vibrant colours and texture at an early age.

I was formally trained in textile artistry at the New Brunswick College of Craft and Design where I was inspired to combine my weaving skills with my creative thoughts to push the boundaries of textile art. Each handmade piece I create is unique and original.

Fredericton, New Brunswick is where I live, play and create.”

[Facebook](#)

Studio 21 Fine Art has exhibited the best contemporary Canadian art for over 30 years, providing artwork to private and corporate collectors in Atlantic Canada, nationally and internationally. While half of the gallery’s artists are from the Atlantic region, the gallery represents a broad spectrum of Canadian contemporary artists. [I-Chun Jenkins | Studio 21](#)

Saturday, November 14, 2020



[Difference Between Diwali and Deepavali | Difference Between](#)

<https://www.asiahighlights.com/india/when-is-diwali>

[Source: Time and date](#)

Diwali is called the "Festival of Lights" and is celebrated to honor Rama-chandra, the seventh avatar (incarnation of the god Vishnu). It is believed that on this day Rama returned to his people after 14 years of exile during which he fought and won a battle against the demons and the demon king, Ravana. People lit their houses to celebrate his victory over evil (light over darkness).

The goddess of happiness and good fortune, Lakshmi, also figures into the celebration. It is believed that she roams the Earth on this day and enters the house that is pure, clean, and bright. Diwali celebrations may vary in different communities but its significance and spiritual meaning is generally “the awareness of the inner light”.

An Elm Creek Quilts Sampler : The first three novels in the popular series

—Chiaverini, Jennifer.



Here's where it all began -- the three novels that first made beloved friends of the Elm Creek Quilters, who stepped out of Pennsylvania's idyllic Elm Creek Manor and into the heart of America.

Has anyone else read these?
I'm starting the very first one Quilter's Apprentice.
Deena A

Many others in the series at the library:



The Quilter's Homecoming
The Giving Quilt

The Quilter's Legacy
Circle of Quilters



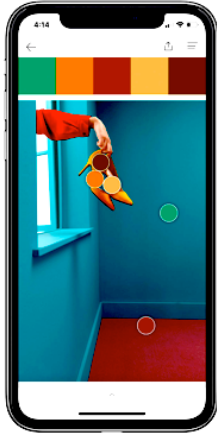
My name is Patty Dudek. I've been married for over 35 years and live in North Carolina with my husband and three kids, all in their 20s. I am so happy that you are a reader of my blog. Thank you very much for your friendship and support of Elm Street Quilts.

I've been a quilter for about twenty years and started my blogging journey in October 2010 with my very first blog [A Stitch in Time](#).



[Elm Street Quilts](#) was established in June 2014 as a platform for my [patterns](#), [tutorials](#), and hosted QALs plus the very popular [One Monthly Goal](#).

[Source: Elm Street Quilts](#)



Pantone Studio

Mobile color inspiration for iPhone and iPad

SKU: PANTONESTUDIO

Free to download. \$4.99/month or \$29.99/year.

All subscriptions have a free trial.

Capture your world in PANTONE Color, build and create palettes to test on vector art and 3D-rendered materials, and share colors with clients and social networks.

Subscribers get access to all PANTONE Colors (more than 10,000 standardized hues across all libraries and disciplines), and receive a 1-week or 1-month free trial with a monthly or annual subscription. All tools, features, and content are free with a limited selection of available PANTONE Colors.

<https://www.pantone.com/products/digital-apps/pantone-studio>

COLOUR!



Self Adhesive Kraft Tape -
Reinforced Brown Paper Tape



A collection of eco friendly products to help inspire and continue your journey of sustainability. Choosing to use less plastic and make less waste doesn't have to be hard. Be the change!

<https://www.netzerocompany.com/collections/all>

WHAT? Looks a lot like quilts to me!

Magnets for dishwashers

https://www.etsy.com/ca/market/magnets_for_dishwashers?ref=cq_tag_raised-3



Prairie Piecemakers Quilters' Guild Annual General Meeting – October 6, 2020 - Minutes

Call to Order

The meeting was called to order by President Sharon G. at 7:04 pm.

Confirm Attendance and Voting Numbers

Cheryl A. reported there are 52 participants

Motion to adopt the agenda by Diane P. and seconded by Jackie B. Carried.

Minutes of AGM

Minutes of the September 3, 2019, Annual General Meeting were accepted as printed. Motion to approve by Jacquie B. and seconded by Colleen L. Carried.

Election Results

The election results and appointments, below, were published in the June 2020 *Inside the Guild* newsletter:

President	Sharon G.	Acclaimed
Vice President	Tannis F.	Acclaimed
Secretary	Shelley K.	Acclaimed
Treasurer	Marlene SC.	Acclaimed
Workshop	Heather I.	Acclaimed
Membership	Cheryl A.	Acclaimed
Library	Bonnie R.	Acclaimed
Newsletter	Deena A.	Acclaimed
Programs	Shelby L.	Appointed
Website/Publicity	Jymmi Kaye D.	Appointed

Motion to approve the election results by Beth H. and seconded by Lori T. Carried

Appointment of Committee Chairpersons

Shelley made a motion, seconded by Bonnie to appoint these members to the following Committees:

50/50:	Betty U.
Nominations:	Vacant
Quilt Show 2022:	Tannis F.
Retreats:	Shannon B.
Connecting Threads Group:	Marlene SC.
UFO:	Renee B.

Carried & appointed.

Consideration of the Financial Statement for September 1, 2019 to June 30, 2020.

Marlene SC reviewed the current financial statements. No questions.

Consideration of the Reviewer's Report

Motion by Marlene SC. to accept the reviewed financial statements prepared by Glen Stewart as presented.

Seconded by Joanne H. Carried.

Resolution to not appoint an Auditor 2020-2021

Motion by Marlene SC and seconded by Judy W. to not appoint an Auditor, but to have the financial records for the current fiscal year reviewed. Carried.

Approval of the Annual Reports

Motion to approve by Jymmi Kaye D. and seconded by Cheryl A. Carried.

Proposed Resolutions

Sharon G. reviewed the proposed changes to the Bylaws. Main changes were voting and holding meetings electronically.

Motion to accept the Bylaw changes as presented made by Marlene SC and seconded Cheryl A. Carried.

Adjournment

Jymmi Kaye D. moved to adjourn the AGM at 7:20 p.m. Seconded by Cheryl A. Carried.

Prairie Piecemakers Quilters' Guild Regular Monthly Meeting – October 6, 2020

Welcome and Call to Order – the President Sharon G. called the meeting to order at 7:21 p.m.

Approval of Meeting Minutes – Minutes of the September 1, 2020 meeting were approved. (No minutes for June meeting). Motion to accept the Minutes made by Marlene SC. and seconded by Colleen L. Carried.

Business Arising

No business arising.

Program – Sharon G. introduced Lori T. and her presentation on Color in Quilting.

Reports

President – Sharon G. reminded attendees of the president's challenges: Christmas themed quilt or a quilt you have made in time for Christmas and/or any Christmas quilted item, like a placemat, Christmas skirt, etc. Two prizes will be awarded. Items are due at the December meeting.

Meetings will continue on Zoom because of the current COVID situation.

Vice President – No report; however, Sharon G. said the outdoor quilt show was great. Shelby L.'s idea and Tannis F.'s organization made a successful, fun event. Read about it in the newsletter. Sharon G. suggested we do it again.

Treasurer – General Account - \$21,144.39. Charity Trust Account - \$1347.43. Marlene SC. reported memberships dues are steady by e-transfer; however, cheques welcomed. No outstanding bills.

Connecting Threads -- Meetings at Neil Balkwill. Fifteen people allowed at a time. Usually 13–15 people attend.

Working well. Masks are worn and hands are sanitized at arrival and departure. Call Marlene SC. to arrange pickup of fabric donations.

Newsletter – Deena A. drew attention to her ad in the newsletter asking for help with the newsletter duties starting next summer. Email newsletterppm@gmail.com if you are interested or have questions.

Website –Jymmi Kaye D. reported the most website hits occur when a blog is posted, for example, Connecting Threads Group photos and outdoor quilt show. She wants feedback for content on Facebook and the website. Email show and share photos to Jymmi Kaye D. at ppqmg@gmail.com so she can post them on the website.

Workshop - Heather I. outlined the upcoming workshop by Leanne Clifford on November 28. Participants will be dyeing 7-10 metres of fabric. Registration fee of \$35 to Marlene SC by etransfer. Maximum 12 people. Heather I. will coordinate with Marlene so Marlene knows who is registering.

UFO - Renee B. advised there are eight people participating in the UFO challenge so far. Email your lists to Renee by October 18. Email is wat2so@accesscomm.ca.

Library– Bonnie R. reported no access to the library. Some books were returned. Remember where your books are so they can be returned when possible.

Program–Shelby L. reported Dawn Piasta, from Dauphin, MB, will be presenting her art quilts at the November membership meeting. There will be a Q & A to follow. Carol G. reported that Paula Jolly's exhibit in Assiniboia is well worth seeing.

Membership– Cheryl A. reported 91 paid members to date. Fifty-six members present tonight.

Door prizes – Winners are Aline M. and Robin B.

Show and Share

Adjournment – Meeting was adjourned at 8:30 p.m.

Next meeting is November 2, 2020.

Prairie Piecemaker's Quilter's Guild General Membership Meeting

Time: Nov 3, 2020 07:00 PM

Join Zoom Mtg Meeting ID: 832 5209 8087

<https://us02web.zoom.us/j/83252098087?pwd=UWhFZGILbCtpVC9QL0hUcDZYbnRLdz09>

MEETING AGENDA

Call to order	Sharon
Minutes from Oct meeting	Sharon
Program	Shelby
Break - 5 mins (remember to grab your items for show and share)	
New business arising:	
• A new guild challenge	Jymmi Kaye
Director Reports:	
President	Sharon
Vice President	Tannis
Website	Jymmi Kaye
Workshop	Heather

Program	Shelby
Library	Bonnie
Membership	Cheryl
Committee Reports:	
Connecting Threads	Marlene
UFO	Renee
Retreats (no 50/50 since we aren't meeting in person)	Shannon
Door prizes	Sharon
Show and Share	Everyone
Adjourn Meeting	



We're moving to biweekly garbage collection on


November 2 - April 2, 2021.

<https://www.regina.ca/home-property/recycling-garbage/garbage/>




GARBAGE AND RECYCLING

Regular household garbage and recycling is collected on a bi-weekly schedule between October-June, with weekly collection in place for the months of June, July, August and September. Waste and recycling are collected on separate days according to your collection zone. To view the collection schedule, [click here](#).



The daughter of a former member of the quilt guild is looking for sewers to donate face masks to staff at a nursing home. Her contact info is Carlisle - telephone 306-586-8230.



Advertising Information

The Prairie Piecemakers Quilters' Guild is entering its twenty-seventh year as an incorporated organization, serving quilters, promoting the quilting arts and supporting the development of quilting in Regina. Your advertisement is an effective way to reach a local and a broader audience of quilters:

Local audience: the Prairie Piecemakers Quilters' Guild publishes 10 newsletters each year, monthly from September through June. The newsletter is distributed to all Guild members (currently 128 members and growing).

Extended audience: advertisers in the newsletter are recognized on the Guild website (www.prairiepiecemaker.com) with a link to their website and/or contact information.

Each newsletter is posted on the Guild website and remains available for public download through the newsletter archive.

Timelines:

Advertisers should send their advertisement copy to the editor of the guild newsletter two weeks before the end of the month prior to the next issue of the newsletter. Please see the Guild website for our Advertising Guidelines.

Contact:

Inside the Guild Newsletter Editor
 Prairie Piecemakers Quilters' Guild
 Box 33043, Cathedral P.O.
 Regina, SK S4T 7X2
 Telephone: 306-584-9509
 Email: newsletterppm@gmail.com
 Website: www.prairiepiecemaker.com

Want to join the Guild?

Visitors and new members at all levels of quilting are welcome.

Guild membership consists of quilters of varying ages and abilities who share a great appreciation for the art of quilting and the fabric used to piece the quilts together:

- The membership year runs from July 1 to June 30 of the following year.
- New members are welcome at any time during the quilting season.

The Guild is a member of the Canadian Quilters' Association.

Please contact us by email at ppmqguild@gmail.com, through the website, or directly to a Membership Committee member (pg. 2).

Inside the Guild

Commercial Advertising Rates

Single Issue Rate			Full Year
Category	Size	Rate	Rate
Full page	7.5" x 10"	\$50.00	\$250.00
Half page (horizontal)	7.5" x 5"	\$25.00	\$125.00
Half page (vertical)	10" x 3.75"	\$25.00	\$125.00
Quarter page	3.75" x 5"	\$16.00	\$80.00
Business card	3.75" x 2.5"	\$8.00	\$40.00

Non-Commercial Classified Advertising Rates

Advertisements must be sewing, quilting, or fibre art related. 1/4-page and 1/2-page advertisements, containing a photo, a graphic, or an image are to be in .pdf, MSWord, or .jpeg format (ready for insertion) and sent to newsletterppm@gmail.com. Include your complete contact information.

Please make your cheque payable, in the correct amount, to PPQG and forward it to Prairie Piecemakers Quilters' Guild, Box 33043, Cathedral PO, Regina, SK. S4T 7X2.

Advertisement Sizes	Guild Member	Non-Guild Member
	Per issue	Per issue
Classified Ads of 50 words or less - no photo, graphics, or images	FREE maximum insertion 3 months	\$8.00
1/4 page	\$5.00	\$16.00
1/2 page	\$10.00	\$25.00

Except where noted, all graphics and photographs are from Google Images.

Privacy of Information: As a public organization, the Prairie Piece Makers Quilters' Guild, Inc. (PPQG) is compelled to abide by the Canadian rules applying to the Privacy of Information. We cannot share information about members without this consent. The personal information collected consists of name, address, telephone number, and email address and is used to contact members for Guild business. As the Guild's membership form does not specifically ask members if they will allow their names to be published in the newsletter, the newsletter will not publish full names, excepting for the executive and committee chairpersons, who have signed disclaimer forms for the editor or when expressed permission is provided. When submitting articles for the *Inside the Guild* newsletter, please state as to whether you will allow your full name to be published in the newsletter print format, available at Guild meetings and the online copy published on the Guild's website. *Thank you.*