

# Prairie Piecemakers Quilters' Guild

## Inside the Guild

Website: [www.prairiepiecemaker.com](http://www.prairiepiecemaker.com)



### President's Message November 2019

Autumn has arrived and the landscapes are beautiful. What inspiration for our craft.

Workshop opportunities abound! Check out the workshops scheduled for the upcoming months. There are such a variety of quilting techniques being taught this year; there must be one suited to you. If you are not interested in making a quilt perhaps a bag or a book would be of interest? See the workshop committee for all the details.

Many thanks to Marlene S.C. She is responsible for submitting applications for grants and has been successful again this year. Connecting Threads Group has received another \$1000 from "Share the Warmth" grant program. This is the third one we have received from this program. Money is used to buy batting for the quilts we make and donate.

Are you starting or finishing a quilt for our quilt show May 2020? Other quilters are an inspiration for me. I meet them at workshops, retreats, Connecting Threads Group, other guilds or in fabric stores. They are an endless source of techniques and patterns for my imagination. Quilters are very generous people; if you are inspired by something they have done or a pattern they have shared, ask them about it. They will gladly tell you all about it and maybe even help you accomplish it.




The quilt show plan is well underway. See the list of quilt show categories in this newsletter and soon on our website.

Shelley K.



2019

Issue 2019-11

- 2  Captain & the Crew
- 22-23  Taking Care of Business (Agenda & Minutes)
- 3-19  What's the Buzz?
  - 5 Program
  - 7 Workshop
  - 9 Library
  - 14-15 Quilt Show
  - 19 Mystery Quilt

- 11  Meet the Member

- 20-21  This & That

- 24  Good to Know

--- **CLASSIFIED**  
**Ads**

#### Meeting Dates for 2019-2020

- September 3, 2019
- October 1, 2019
- November 5, 2019
- December 3, 2019
- January 7, 2020
- February 4, 2020
- March 3, 2020
- April 7, 2020
- May 5, 2020
- June 2, 2020



**Guild Officers and Directors**

**President:**

Shelley K.  
ppmqguild@gmail.com

**Secretary:**

Dianne P

**Vice President:**

Sherrill-Anne T

**Treasurer:**

Marlene SC

**Guild Committees with Directors\***

**Library Committee:**

Bonnie R\*  
Debbie W  
Kathy W.  
Wendy S.

**Newsletter/Advertising:**

newsletterppm@gmail.com  
Deena A\*  
Frances L

**Proofreading:** Frances L & Mary F

**Program Committee:**

Shelby L\*  
Maxine K

**Website/Promotions Committee:**

Cindy T\* www.prairiepiecemaker.com  
ppmqguild@gmail.com

**Workshop Committee:**

Heather I\*  
Iris L

**Membership Committee:**

Cheryl A\*  
Aline M

**Guild Committees**

**50/50 Draw Committee:**

Betty U  
Sheree S

**Retreats:**

Shannon B\*  
Jacquie B  
Roanne D

**UFO's:**

Heather H  
306-519-2311

**Connecting Threads:**

Marlene SC

**Facebook Page:** Jackie S

(\* denotes the lead for the committee)



PPMQ next quilt show "20/20 Endless Visions" - May 8 & 9, 2020

Want to join the Guild? Information on last page.

**Monthly Meetings**

First Tuesday of month:  
September to June, 7 to 9 pm  
Good Shepherd Lutheran  
Church  
3825 Hillsdale Street

Website: [www.prairiepiecemaker.com](http://www.prairiepiecemaker.com)  
Facebook: **Prairie Piecemaker Quilters' Guild**  
Newsletter: [newsletterppm@gmail.com](mailto:newsletterppm@gmail.com)  
Email: [ppmqguild@gmail.com](mailto:ppmqguild@gmail.com)

Prairie Piecemakers Quilters' Guild, Box 33043, Cathedral P.O. Regina, SK S4T 7X2



# ***JUST IN TIME FOR CHRISTMAS!***

## **PFAFF QUILT EXPRESSION 2.0**



MSRP:

**\$1699.00**

Sale:

**\$999.00**

### **You'll love:**

1. The Original IDT™ System
2. Large sewing space
3. Large, high resolution touch screen
4. Bobbin thread sensor
5. 201 stitches

**3 years free service – Sorry no rainchecks**



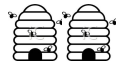
Northgate Sewing Centre



Peachtree Quilt Shop

140 Albert st, Regina, SK. S4R2N2, (306)-569-1552

[www.northgatesewing.com](http://www.northgatesewing.com)



# U F O

**READY, SET, SEW!!@**

We are off to the sewing machines. The 2019/2020 UFO Teams have been set. Just sew as many UFO'S as you want, between now and the June 20 20 meeting. Bring them to the meetings, show them to me, or take a picture and show that, or send me an email with a picture of the item. I will update the quilters the team scores every couple of months.

The team who has the highest score will win a prize.

Heather H

**The following are the teams:**



**A**

- Jymmi Kaye
- Cathy K
- Maxine K
- Frances L
- Dot L
- Cindy T
- Ila L
- Judy W



**B**

- Jacquie B
- Terri F
- Carol G
- Colleen K
- Myrna P
- Lynne R
- Cory W





**C**

- Robin B
- Renee B
- Judy C
- Sharon G
- Shelley K
- Colleen L
- Pat P



**D**

- Shannon B
- Heather H
- Iris L
- Diane P
- Sherrill T
- Myrna T
- Betty U



**Loreen's Longarm Quilting  
Services**

**Loreen Yanko Owner**

**loreenyanko@gmail.com**

95 Dale Cres

Regina, Saskatchewan S4N 5J6

**306 761-0841**

**Colleen's Quilting**

*Longarm Quilting Service*

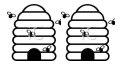
*Colleen Matheson 290 Qu'Appelle Drive West*

*mathesonc@sasktel.net Lumsden, Saskatchewan*

306 731-3603

SoG 3Co

*APQS Millennium*



# Program

Shelby L, Maxine K

## 12 Easy Christmas Projects

### -Placemats

-patterns available online

### -Table Cloth with napkins

patterns available on You Tube

### -Apron

“Vanilla House Designs”: Four Corners Apron

“More Retro Aprons” by Cindy Taylor Oates

“Missouri Star” :Simple Tea Towel Apron



### -Pin Cushion

“Art To Heart Sew Necessary”

### -Pillow Case

sausage pillow case pattern available online

### -Sewing Machine Pad with Thread Bag

“Annie’s Weekend Sewing” (April2019) Sewing Machine Organizer Pad

### -Coasters

10 Minute Fabric Coasters DIY Tutorial

### -Wine Gift Bag

patterns available online

### -Book Bag

### -Pot Holders

“Christmas In July” Wonky Christmas Trees

### -Tea Towel

Purchased tea towels 6 for \$7.98 at Jysk

“Art To Heart” applique patterns



### -Christmas Card

pattern available



*Sew Materialistic*

Come check out the huge selection of 100% quilter's cotton on for \$9.00/m. and our newly expanded selection of quilter's cotton, wide-backs and flannels.

223 3 St N C, Nipawin, SK S0E 1E0  
306-862-9789

<https://www.facebook.com/sewmaterialisticnipawin>

*Nifty Notions*

- LOTS OF BATIKS & TONE-ON-TONES
- THREAD
- ACCESSORIES
- SAMPLES

**WIDE BACKING**  
**20% OFF**

Call to visit! **306-332-5516**  
MYRNA SNIDER FORT QU'APPELLE, SK

*Loreen's Sewing School*  
Children's Sewing Classes  
Registered "Kids Can Sew" Instructor  
Loreen Yanko, Owner  
[loreenyanko@gmail.com](mailto:loreenyanko@gmail.com)  
95 Dale Cres Regina, Saskatchewan S4N 5J6  
306 761-0841

 **Broderick Garden Centre**  
*SO much more than a garden store!*  
**Quilting Fabric**      **Art Supplies**  
**Pre-cuts**              **Quilt Kits**  
**Crafts Supplies**      **Notions**  
   **Yarn**

[www.broderickgardens.ca](http://www.broderickgardens.ca)  
420 Saskatchewan Ave E  
Outlook, Sask                      306.867.8999

**TREAT YOUR SEWING MACHINE TO A SPA!**

Is your sewing machine telling you it's time?



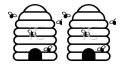
Call or text Darcy in Regina  
**306-501-2771**  
or email [darcyzee@hotmail.com](mailto:darcyzee@hotmail.com)

**GREAT RATES!**  
[www.sewingmachinecleaningandrepairs-regina.ca](http://www.sewingmachinecleaningandrepairs-regina.ca)

*Quilters Haven*

422 Main Street North  
Moose Jaw S6H 3K2  
**306-693-8523**  
email: [quiltershaveninc@sasktel.net](mailto:quiltershaveninc@sasktel.net)  
website: [quiltershaveninc.ca](http://quiltershaveninc.ca)

*If you LIKE us on FACEBOOK you can keep up to date with all the current happenings in our shop.  
Heather, Arlyce & Staff at Quilters Haven*



**WORKSHOP INFO**  
**WORKSHOPS**  
 Heather I., Iris L.

No refunds for workshop fees if unable to attend. You may find someone to take your place or check with the workshop lead to see if there is a waitlist.



**All classes will be held at the Sask Abilities Council 825 McDonald St.**



Modern Circles or Squares and Rectangles Applique Class **November 9, 2019**

Starting with a solid or pieced background, I will show you a fast and simple way to applique. The applique method I will teach you is a turned edge machine applique that closely mimics hand applique using freezer paper. With this method the appliques are soft and flexible without needing to cut your quilt or remove freezer paper. We will draw circle, square or rectangle applique motifs onto the wash away sheets. Glue the sheet to your applique fabric. Sew the motif onto your project. Wash the sheet away.

Class facilitator is Lori Tourscher. Cost is \$35.00



**Please have quilt top pieced for class.  
 Lori wants to concentrate on the applique**



**Begin a Cloth Book**

**December 7th**

A one day class to get a jump start on creating a cloth book or journal pages.

Cost is \$35.00

**Heather Grover**



**One Block Wonder**

**January 11 + 12, 2020**

**2 day workshop**

Learn to use your 60 degree ruler to make kaliedoscope blocks using large colorful prints or panels.

Samples will be available November, December and January quilt meetings

**Cost is \$60.00**



QUILT RETREAT AT  
SEA PRESENTS:

*Quilt Beachin'  
Caribbean Quilt  
Cruise*

March 14 - 21, 2020

Educator Brandy Maslowski  
Sponsored by JANOME

FLORIDA | DOMINICAN REPUBLIC | TURKS & CAICOS | BAHAMAS

*For more details contact  
Travel Adventures by Michelle:  
210-858-6399  
michelle@traveladventuresbymichelle.com*

*Perfect Tension*  
Quilts & Crafts

**Longarm Quilting Service and Rental  
Quilting Fabrics and Notions...Finished  
Artwork**

**Dan & Joyce Karau, Owners**

1-306-740-0156      1-306-740-0208  
perfect.tension.quilts@gmail.com  
Esterhazy, SK

**Follow us on Facebook!**  
[www.perfecttensionquilts.wordpress.co](http://www.perfecttensionquilts.wordpress.co)




## The Quilter's Quilter

\*\*\*\*\*

Professional Computerized

Longarm quilting

**Linda Gillard**

546 Fairford St. E

Moose Jaw


(306) 631-2624

[gillardquilting@msn.com](mailto:gillardquilting@msn.com)

Making your quilt a

"masterpiece"

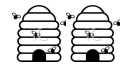
Large selection of batting and  
backing incl. minky, fireside +  
108" wide cotton and flannel



- .0175 per square inch
- Fast turn around time
- 15 yrs. Of long arm quilting
- Great references
- Top quality threads used







Dear Fellow Quilters

Please welcome our newest library committee members, Kathy W. and Wendy S. These two ladies handled the donated book sale last month and we raised \$110. Thank you to the donators, the sellers, and the buyers!



Bonnie  
Debbie W  
Kathy W  
Wendy S

Now, a confession. I love straight lines and bright colours and most of what I produce has both. I even named a quilt I entered at one of our quilt shows "Straight Lines and Bright Colours." Hence I was drawn to the cover of

While we are on actual quilting, and in particular free motion quilting, we already had **SHAPE BY SHAPE** Free-motion quilting with Angela Walters in the library and new last month is **SHAPE by SHAPE COLLECTION 2 Free-Motion Quilting** with Angela Walters.

**Simple Shape Quilts** by Katheryn Russi & Rose Schutte. The book has 12 projects designed by sisters Katheryn and Rose that use squares, rectangles, triangles and even a few circles to create simple but fetching quilts of various sizes. An additional bonus is that each project has suggested quilting lines to further enhance the quilt.

Each book has "70+ Designs for Blocks, Backgrounds & Borders" or "70+ MORE DESIGNS for Block, Backgrounds & borders". In each book the author takes a quilt block shape, such as a star, and shows you multiple ways to quilt the block. To achieve the look you are taken step by step on how to divide the block and then where to sew and in what direction!

Happy quilting!

Bonnie R  
Library Committee

**Sew & Sews**

**117 Main Street, Carlyle SK  
Phone: 306-453-2562**

**Large Selection of  
Christmas fabric & patterns in stock**

**OPEN Saturday, December 7th  
For the DICKENS VILLAGE FESTIVAL**

**Big City Selection, Small Town Service!**



[www.facebook.com/carlylesewandsews](http://www.facebook.com/carlylesewandsews)


**Open Monday to Friday  
10 to 5**

# Cindy-Rella's Sewing and Quilting



Laura Heine collage quilting  
+ more classes available this fall!  
See our calendar of classes and  
events at [www.SewCindy-rella.com](http://www.SewCindy-rella.com)

We are an Authorized Bernina, Brother,  
Babylock and Handquilter  
dealer and repair centre



Sign up for classes at:  
[www.SewCindy-rella.com](http://www.SewCindy-rella.com)

1230 St John Street  
Regina, SK  
(306) 585-2227

Shop precuts at:  
[www.PrecutStash.com](http://www.PrecutStash.com)



Jackie S

Member since 2013

Quilt Show 2020 Publicity

Quilt Guild Facebook Page

### How did you become a quilter?



My aunt has been a quilter and I have watched what she has done over the years. She has made such amazing quilts and I wanted to try. So in 2006 a friend told me she could give me a lesson. Her mom ended up getting sick and died so we never got to finish so in 2007 I took a class at Peachtree so I could finish the quilt I first started. I have been quilting ever since.

### How would you describe your quilting style?

I am very much a by the pattern type of quilter. Give me a pattern or a quilt kit and I am good to go. Ask me to make up my own...who knows what you will get.



### What is your best quilting tip?

Don't go to bed mad...oh wait, that is wedding advice. If you are asking for quilting tips, go to Peachtree. I am sure the girls will know better than I do.

### What do you do with the quilts you make?

More times than not, my quilts are given away. All my neices and nephews get a quilt and if I like you and you are getting married or having a baby, you may also get one. It may be a couple of years down the road, but it is coming.

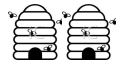


### What is the best part of the quilt guild meetings?

Seeing how amazingly talented our members are. You all inspire me so much. I love seeing what people create. Oh and the food...you all bring such amazing treats at Christmas time.

### Comments:

I am very thankful that I found the guild. I find such great ideas and inspiration. Through the quilt show committee I was able to meet more guild members and help create such a great community event. Now I just need to find more time to sit down at my sewing machine.



### SaskEnergy Share the Warmth Grant

Our Guild is thrilled to be awarded a \$1000 grant from the "Share the Warmth" Grant Program. This is the third time we have received this grant and it will be used to purchase batting for Connecting Threads.



### Quilterland Who's Who

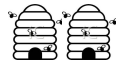
The Bernina Owner is a subspecies of the well known Prairie Quilter. Though rather less common than other subspecies, recent sightings in Saskatoon and area would indicate a growing local population. The Bernina Owner can be recognized by the contented sounds coming from the sewing room, their loyalty to their Bernina and the fierce defense of their machine should a quilting husband treat it roughly in transport. To learn more about the Bernina owner, why not contact Periwinkle Quilting and Beyond.



[www.periwinkle.biz](http://www.periwinkle.biz)

  
*Periwinkle*  
Quilting & Beyond

270 - 2600 Eighth St. E., Saskatoon  
306-933-3072 : [periwinkle@sasktel.net](mailto:periwinkle@sasktel.net)  
follow us on *instagram* and *facebook*



## Message from the Executive Director

I don't know about you but the touches of chill in the air, the honking of geese heading south, the reduced hours of daylight, and the smell of pumpkin spice in the air (it seems to be everywhere and in everything these days!) tell me one thing....it's time to get started on those quilting projects which have been laying around forgotten during the long, hot days of summer. Whatever your quilting calendar is, we are so happy that you have joined CQA/ACC and are part of our Canadian Quilting Community! Here at CQA/ACC, not only are we trying to get our own quilting done, we are also busy this time of year, prepping for the upcoming conference in Edmonton, and thinking ahead to Toronto 2021. In addition, we continue to work on ideas for new projects and quilting activities for our members to participate in. Some items to look at in this newsletter:

- \* The Call for Entry for the 2020 National Juried Show is up on the website and the entry form will be open for entries on November 1, 2019 .
- \* Our website, [canadianquilter.com](http://canadianquilter.com) is going to get a face lift and upgrade, to be revealed in the summer of 2020.
- \* The CQA/ACC Quilt Judge Certification Program is on a temporary hiatus, however we are working behind the scenes to bring it back.
- \* Volunteers are needed for all areas at Quilt Canada 2020 in Edmonton.
- \* The successful Mystery Quilt project is completed and winners are announced. We will provide our members with more of this quilting fun in the new year.
- \* Are you up to the challenge? If you haven't already, check out the various challenges this year: Suzi-Q Youth Challenge , Member Guild Challenge , Try-a-Triad Individual Member Challenge , Postcard Challenge , and TrendTex Challenge .
- \* And make a new quilting friend with the Quilt Canada Make a Mini Swap .

As always, we look forward to your feedback. Please let us know if you have any suggestions, comments, or questions.

Carole McCarville  
CQA/ACC Executive Director

### Website Updates - Request For Proposals

Two years ago we updated our website with a facelift and a transfer to a WordPress content management system. We added and improved some areas of the website. It is now time to take the next steps to improve the functionality of our website, reorganize areas for ease of use by our members and the public, and add additional design elements. In particular we want to build a robust member-only area where we can provide you with timely information and fun activities that will benefit you as a member.

### 2020 Suzi-Q Youth Challenge

The fabric is now available to start this challenge. Ordering information is contained within the guidelines for "My Next Great Adventure" and can be found here on our website.

Take a look and consider mentoring a young quilter this year!

### CQA/ACC 2020 Member Guild Challenge - "Gateway to Adventure"

**SEE SHELLEY OR MARLENE IF YOU WANT TO ENTER THE CHALLENGE**

This year all entries must use the Kona, solid colour cotton, named "Jungle," which is a lovely, rich green. Last year 44 guilds participated, let's see if we can't beat that record. Go to the website here to get all the details. New this year - we will have an online entry form for this challenge, so check it out and join the adventure!

### Introducing the 2020 TrendTex Challenge

The theme for this year's challenge is "2020". The kits are now available to purchase. Don't delay as they are selling very quickly! Check out the website for the guidelines and to purchase a kit.

### Quilt Canada Make A Mini!

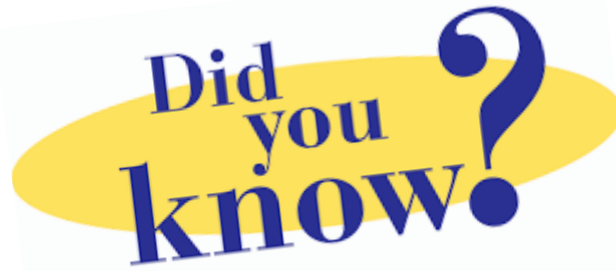
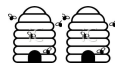
It's going to be so much fun - be sure to check out the CQA/ACC website to join in! Mark your calendar: Sign-up is in January 2020. Make a Mini and meet a new quilting friend!

### Are you up to the challenge?

This is a new challenge for our CQA/ACC Individual members. Check out the Try-A-Triad Challenge and stretch your creativity!

### Are you inspired by nature? Then this is the Challenge for you!

The Quilted Postcard Challenge is back in 2020 and this year we want to see how you are "Inspired By Nature." After a successful Postcard Challenge in 2018, we are bringing back this fun little challenge. In 2018, the proceeds (\$11,000) was donated to the Vancouver Children's Hospital. This year we will turn our fundraising activity toward the Glenrose Paediatric Brain Injury Unit in Edmonton.



Friday May 8 & Saturday May 9, 2020

PPQG 2020 Quilt Show Committee Members

**Chairperson:** Tannis F

**Treasurer:** Marlene SC

**Admissions** Lynne W

**Display** Jymmi Kaye D

**Guild Table Sales** Sherrill T

**Judges** Tannis F

**Penny Parade** Sheree S  
Betty U

**Program Setup** Deena A  
Tannis F

**Sponsorship** Iris L

**Publicity** Jackie S

**Raffle Ticket Sales** Sally B

**Vendors** Joanne H  
Mary Fi

**Volunteers** Deena A

**White Glove** Shelby L



The Quilt Show Guild Challenge will be a placemat.

The placemat can be donated to Meals on Wheels

The size is 18 inches by 12 inches with a bit of leeway for creative license.

There will be 5 ribbons awarded so enter as many as you want as they go to a worthy cause

You can also enter a placemat that you don't want judged but you want donated.

*(ribbon categories on bottom of pg 15)*

Last month Shelley had given me the correct categories but when I re-typed them for the newsletter, I made several mistakes!!

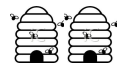


The category list printed this month is the correct one.

So sorry...

- Deena A





## 20/20 Endless Visions Quilt Show Quilt Categories



**S-1: Max perimeter 160".** Hand or machine quilted.

**M-2: Hand Quilted or Hand Applique.** Made and hand quilted and/or hand appliqued by you Max perimeter 280".

**M-3: Self-machine quilted.** Max perimeter 280". Made and quilted by you on any size machine. Stipulate whether using longarm, sit-down machine, computerized program, pantograph and/or stitch regulator.

**M-4: Machine quilted by someone else.** Max perimeter 280". Stipulate whether using longarm, sit-down machine, pantograph, computerized program, and/or stitch regulator.

**M-5: Kit, Workshop, or Store Sample** Max perimeter 280. Stipulate who quilted it and whether using longarm, sit-down machine, computerized program, pantograph and/or stitch regulator.

**L-6: Hand Quilted or Hand Applique.** Made and hand quilted and/or hand appliqued by you. More than 280" perimeter.

**L-7: Self-machine quilted.** More than 280" perimeter. Made and quilted by you on any size machine. Stipulate whether using longarm, sit-down machine, pantograph, computerized program, and/or stitch regulator.

**L-8: Machine quilted by someone else.** More than 280" perimeter. Stipulate whether using longarm, sit-down machine, computerized program, pantograph, and/or stitch regulator.

**L-9: Kit, Workshop, or Store Sample** More than 280" perimeter. Stipulate who quilted it and whether using longarm, sit-down machine, computerized program, pantograph and/or stitch regulator.

**I-10: Innovative Quilt.** Maximum perimeter 280". Enter the brave new world of art quilts. Show us your original creation, using a variety of materials, not from a pattern or kit. Three dimensional elements such as fabric folding or embellishments are applicable. Be sure to list all of the interesting materials you used.

**11: New Generation Quilters.** For quilters 16 years of age or younger, this is for you. Quilt of any size using any technique.

**12: Group Quilt.** Completed by 3 or more people, any size. What have you and your quilting friends stitched up lately?

**13: Recycled.** Give recycled fabrics or material a second life, any size. 50% of the top must be from recycled fabric or material. Tell us what you started with. No 3 dimensional elements or garments.

**14: Modern Quilt.** Max 240" perimeter. Modern bed or wall quilts depict modern design and demonstrate personal expression and originality in the design, colour and/or techniques. Minimalism, asymmetry, expansive negative space, and alternate grid work are often a part of modern quilt compositions, as are improvisational piecing and solid fabrics. (Taken from CQA National Juried Show) Stipulate who quilted it and whether using longarm, sit-down machine, computerized program, pantograph and/or stitch regulator.

**15: Modern Quilt** More than 240" perimeter, Modern quilt as described in 14. Stipulate who quilted it and whether using longarm, sit-down machine, computerized program, pantograph and/or stitch regulator.

**16: Assorted Quilted Items:** table cloths, placemats, runners, bowls & boxes, bags, cushions, etc.

### Guild Challenge: 20/20 Endless Visions

Best Theme  
Best Use of Colour  
Best Use of Thread  
Best Use of Applique  
Best Free Motion Quilting

### Show Awards

Best of Show  
Best Theme  
Best Use of Colour

### Ribbons (no cash prize)

CQA Guild Rosette  
Viewers' Choice



shelley@halfyardquiltingstudio.ca  
www.halfyardquiltingstudio.ca  
halfyardquiltingstudio/facebook  
@halfyardquilting/IG

Half Yard Quilting Studio is a well lit space nestled in my backyard in a quiet neighborhood. We have two APQS long arm machines, that you can rent or bring your quilt in to have quilted.

**We carry a large assortment of wide backings,  
108" cotton, 60" and 90" plush and 60"  
Fireside.  
Batting available as well**


**Tuesday - Wednesday - Thursday  
10am - 5pm  
Or by appointment  
Text, call or email**

*Its always recommended you check to see if I'm in before  
stopping by*

**Quick turnaround  
Can accommodate rush orders!**

1166 Grafton Ave. Moose Jaw, SK S6H 3S5

306.684.4046



Home of Michele's Long Arm Quilting  
**OVER 8000 BOLTS OF FABRIC**  
Notions, Patterns & More

*MaMi's  
Country  
Quilts*



**baby lock**

253 Front Street, Duck Lake,  
Sask.

Email: [mamquilts@sasktel.net](mailto:mamquilts@sasktel.net)

Website: [mamisquilts.com](http://mamisquilts.com)

306-467-4453

Classes and Retreats

Book a Private Retreat



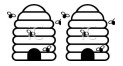
**Store Hours: Monday - Saturday  
9am - 6pm**

Michele is also a Certified  
Instructor for Judy Niemeyer  
Quilting

Now Order Online

[mamisquilts.com](http://mamisquilts.com)





IT'S A PARTY



The Guild meeting on December 3rd is a party!

**DON'T BE LATE !!**

**START TIME  
for December  
only**

**6:00 PM**

*Basket penny parade -*

Fantastic entertainment

*Sign in and get a special gift*



*Door prizes -*

**What's happening?**

*- No meeting*



*Show and Share*

*- Connecting Threads cookie baskets*

**Bring a pillowcase to donate**

**Dress up - best Christmas outfit will receive a prize**

**FOOD:**

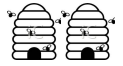
**SOUP** will be provided.

**SANDWICHES:** Members with last names A-J please bring a couple of sandwiches (4 slices of bread with filling of your choice) or crackers.

**DESSERT:** Members with last names K- Z please bring a dessert or fruit (4 - 6 pieces only).



*Sherrill T*



Quilts of Valour™  
**Quilts of Valour™**

Hi, I am the new Rep for Quilts of Valour for the Regina area.

We make quilts to provide to qualifying military personnel as a way of saying thank you for their dedicated service. It takes many hands to make these quilts.

We are always looking for donations of fabric, someone to sew blocks or to sew blocks into a quilt top and our most needed is people to do the long arming for us. Backing and batting is provided. We can always use new hands so if you are able to help out, give me a call or email me.

We have Sew Days at Peachtree Quilt Shop on the first Wednesday of the month for November, December and then March to June of 2020. Anyone wanting to come out and see what we're up to, we'd love to see you.

I am also available to speak to the group if that would be of interest to you.

**Elizabeth (Beth) Andrews**

**Representative SK - Regina**

**Quilts of Valour - Canada Society**

Tel. 306-345-2302

[elizabeth.andrews@quiltsforallour.ca](mailto:elizabeth.andrews@quiltsforallour.ca)

[www.quiltsforallour.ca](http://www.quiltsforallour.ca)



Sewing for a good cause...  
 Contribute your time to sew quilts for our ill or injured Canadian Armed Forces members, past and present. Peachtree will be opening classroom time for this worthy cause.



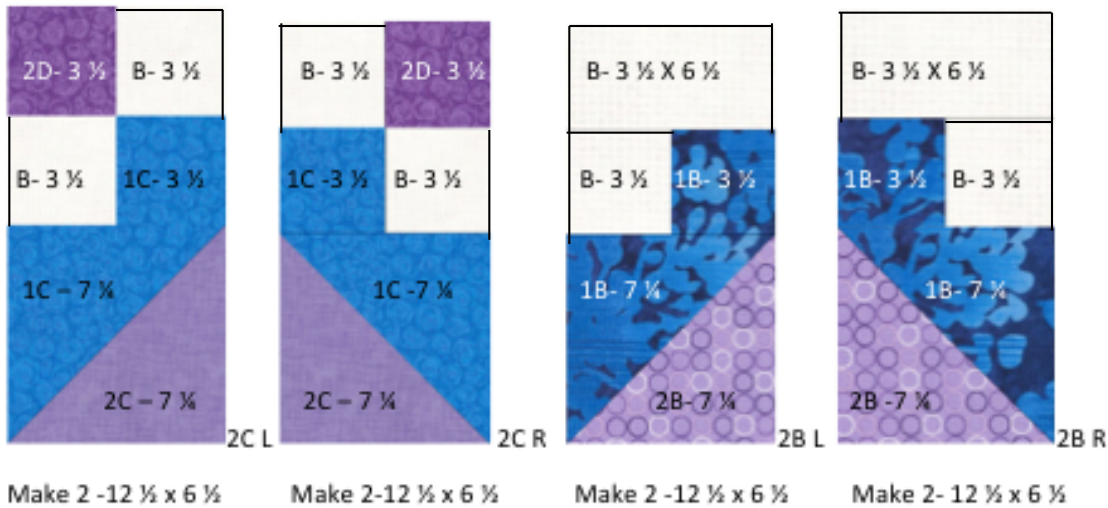
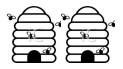
Wed. Sept. 4 10-4  
 Wed. Oct. 2 10-4

Come out and meet the new rep! For Sept. we will be working on some of the blocks we already have. In Oct. we will be provided with a new block suggestion. Show up at 10:00 and find out what we will be working on.

**Wed. Nov. 6 10-4**

If you are working on a QOV at home, you can bring it along and sew with us. Come to ONE or ALL FOUR days and help us support Quilts of Valour Canada. If you aren't sure what the program is about, come out and we will be happy to show you. Call Beth at 306-345-2302 if you have any questions.

**Wed. Dec. 4 10-4**



**Fabric Requirements for 8 blocks**

Background 4- 3 1/2" x 6 1/2"    12-3 1/2" sq.

Fabric 1C 2- 7 1/4" sq. 4- 3 1/2" sq.    Fabric 1B 2- 7 1/4" sq. 4- 3 1/2" sq.

Fabric 2C 2- 7 1/4" sq.    Fabric 2B 2- 7 1/4" sq.    Fabric 2D 4- 3 1/2" sq. (these need to be cut from Fabric 2D. they were not included in your Sept issue)

**Sewing Instructions**

Using your own method make 4 half sq. triangle blocks with Fabric 1C and 2C and trim to 6 1/2"  
 Make 4 half square triangle blocks with fabric 1B and 2B. trim to 6 1/2"

Sew 2- 6 1/2 squares together making sure you have the correct orientation and noting the left and right blocks. Make 2 of each block

Sew background 3 1/2" sq. to fabric 1B. Sew background 3 1/2 x 6 1/2" rectangles on top.  
 Make a 4 patch with background fabric, 2D and 1C.

Sew 2- 6 1/2 squares together making sure you have the correct orientation and noting the left and right blocks. Make 2 of each block



## MOG CHRISTMAS SOCIAL DECEMBER 1ST

**The Modern Guild** would like to extend an invitation to Prairie Piecemakers Guild to attend our Christmas Social on December 1.

We have Show and Share and a couple of guild challenge reveals at that time.

Lori has offered to coordinate "Random Chaos" to create a quilt top. There will be a couple on display that were created from last year's chaos.

We are asking for RSVP to help with quantities for snacks and program.

Mark calendars for a fun afternoon!



<https://community.themodernquiltguild.com/guild/regina-district-mqg>

Ruth B  
President Regina District Modern Quilt Guild  
Tele: 306-543-0583  
Email: [ruthbarlow@sasktel.net](mailto:ruthbarlow@sasktel.net)



### Lifelong Learning Centre Program Guide Fall 2019


<https://www.uregina.ca/cce/personal-enrichment/assets/docs/pdf/llc-program-guide.pdf>



[ca.movember.com](http://ca.movember.com)

### Announcing: The Local Market 1377 Hamilton Street

<https://www.facebook.com/localmarketyqr/>



**Time Change 2019 in Canada**  
**Nov 3, 2019**  
Daylight Saving Time Ends

<https://www.timeanddate.com/time/change/canada>



### Community Quilt: Farmers' Market

**When** Dec 7, 9:00am

**Where** Prince of Wales Branch

Connect with your neighbours and learn new skills as we create a community quilt together.

The finished quilt will be displayed at the branch and used in our storytime programs. **To participate, drop by the RPL booth at the farmers' market or register for one of the instruction**

<https://reginalibrary.ca/attend/programs/198504>

### SUNRISE PUBLIC LIBRARY



### PPQG WAS THERE!

We had interest in our table. Some wanted to know if we sold quilts and 1 person inquired if anyone would "repair" her grandmother's ripped quilt. Two people were interested in Connecting Threads and came last Thur. It was worth our 2 hours.

**-Marlene SC**



### Quilt Canada 2020 – Gateway to Adventure!

**June 18-20, 2020**

Edmonton Convention Centre, Edmonton AB



<https://saskcraftcouncil.org/markets/wintergreen-fine-craft-market/>



**November 9 - 11, 2018**

<https://www.evrzplace.com/events/events-calendar/our-best-to-you-art--craft-sale-1539366400>



### Donations

Donations are accepted Mon through Fri, 9:00 to 4:00, and can be taken to the current temporary location out of the back of the YWCA, located at 1940 McIntyre Street (the door near the blue bin – please press the buzzer when you arrive and someone will come help you). <http://carmichaeloutreach.ca>



**Welcome & Call to Order** – The President, Shelley K. called the meeting to order at 7 p.m.

**Approval of Meeting Minutes** – Heather I. pointed out the Workshop report was from Heather I. and Iris L. Motion to accept the change made by Sharon G. The motion was seconded by Sharon G. The correction will appear in the November Newsletter.

**Library** – Bonnie R. let everyone know that they were holding a book sale tonight in the Library. Books on sale were from a donation made by an estate and those being culled from the library. The sale was going quite well as they only had 10-12 books left at that time. She reminded us that the Library has been relocated to the Boardroom, down the hall opposite the women's washroom.

**Workshop** – Heather I. brought everyone up to date on the Guild's latest offerings. October 5<sup>th</sup>, will see members attending the Modern Slice & Insert Workshop being taught by one of our own members, Ruth B. The November 9<sup>th</sup> Modern Circles, Squares or Rectangles Applique Class still has some openings and is being facilitated by another of our members, Lori T. Samples for both workshops were on display to woo participants. Also announced was the December 7 Workshop which will feature yet another one of our members teaching. Making Fabric Books by Heather G. Look for details in the November Newsletter.

**Retreats** – Jacquie B. announced that the 2020 Dallas Valley Retreat is once again a sell-out. Once she and Roanne D. have a chance to go through the registrations, they will let the participants know if their room and tablemate choices can be accommodated.

**UFO Challenge** – Heather H. advised she is happy to have so many people signed up and she expects to be able to make up at least 3 teams of 8. Anyone who hasn't turned in their UFO list to Heather yet, may do so up until the November meeting, but please let her know your intention so she can attempt to group the teams evenly.

**Show & Share** - was held, with various members showing beautiful completed quilted pieces. We encourage all members to participate in this fun event throughout the year. Even beginners have something to offer, so don't be shy. Please bring something you've made to inspire us all.

**Announcements** – Marlene SC. Announced that we had received 2 thank-you notes. One was from the two winners of the \$500 CQA Viewer's Choice Award which our Guild sponsored. The second was from the recipient of a quilt donated to the hospital. The recipient says 'this precious quilt was such an uplifting moment in a difficult time'.

**President's Challenge** – Shelley K. referred members to page 5 of the October Newsletter to check out the 20/20 themed challenge and invited everyone to consider participating. A viewing will be held during the April 7, 2020 Guild Meeting and a prize will be awarded through a random drawing of those participating.

**CQA Challenge** – Shelley K. reminded us about the Canadian Quilters' Association Challenge for their 2020 Quilt Show and asked

members if anyone was interested in participating – 3 members indicated they would, so she will let CQA know to expect an entry from our Guild. Details outlining the requirements for submissions can be found on page 13 of the October Newsletter and the CQA website. Their theme for 2020 is Gateway to Adventure. Shelley K. has been keeping pace with the 52 Block in 52 Weeks Challenge and showed us her latest blocks.

**Mystery Quilt** – Tannis F. indicated she had received a lot of feedback after the initial release in September. In an effort to clear up confusion, the September instructions have been reprinted in the October Newsletter, along with the October instructions. If you have already completed your September blocks, DO NOT remake them – simply follow along and make the October blocks. Tannis clarified the fabric choices – you will need 2 main colours and 1 background. If you would like to use more than just 3 fabrics in your quilt, take and break up each of your 2 main colours into 4 fabrics – each having a Dark, Medium Dark, Medium and Light. She reminded us that we can avoid a lot of the confusion typical of a mystery quilt by using the color swatch chart as a guide.

**2020 Quilt Show Update** – Tannis F. indicated that the leads are in place for all the areas, the theme picked, the logo created and that plans are well under way. She thanked Jymmi-Kaye D. for replacing Jacquie B. as lead for Quilt Show Set Up and Dismantle. Shelley K. explained changes have been made to entry categories and are outlined on Page 15. In an effort to ensure everyone is given credit for the effort put into making the quilts, changes have been made in regard to sizing and what kind of machines were used to create your quilt. There is even a new category for quilts made from kits. This info will be reprinted in the November newsletter in an effort to keep everyone informed. If anyone has questions about which category your quilt should be entered into, please ask an Executive Member for assistance.

**Program** – Program was a 2-part event tonight. Shelby L. invited members who completed tops and finished quilts featuring Tannis F.'s mystery pattern from last year to show them off. Wow, so much variation - a beautiful sight. Good job folks and a great big thank you to Tannis for creating the pattern and letting us play along! The second part of our program invited members to show quilted items they had embellished. A wonderful show of unique quilts and bags were displayed using everything from beads and sequins to doilies, lace, and yo-yos. It was nice to see such a variety of techniques and items employed in creating this beautiful art.

**Membership** – Cheryl A. advised that we had 80 members in attendance tonight and 7 guests and returning members. She reminded us all to remember to check-in at meetings to ensure accurate numbers can be recorded.

**Door Prizes** – Winners tonight were Terri F., Trina M. and Linda B. 50/50 – KC H. was tonight's winner and she received \$113!

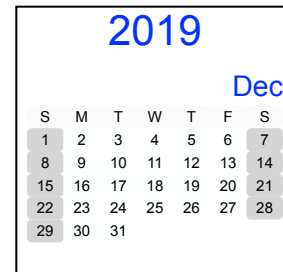
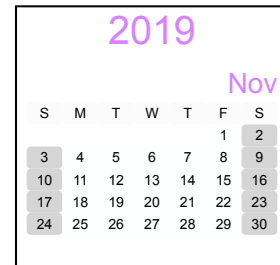
**Adjournment** - Meeting was adjourned by Shelley K. at 8:20 p.m.

**Next Meeting November 5, 2019**



Prairie Piecemakers Quilters' Guild Regular Monthly Meeting Agenda November 5, 2019

Welcome and call to order	Shelley
Approval of October 2, 2018 minutes	Shelley
Workshop	Heather I.
Cloth Books	Heather G.
Library	Bonnie
Mystery Quilt	Tannis
Quilt Show Update	Tannis
Show and Share	
Break	
Program: Christmas Gift Ideas	Shelby
Christmas Social	Sherrill T.
Membership	Cheryl
Door Prizes	Shelley
50/50 Draw	Betty/Sheree
Next meeting December 3, 2019	



# NO QUILT QUILTING

Professional Longarm Quilters

Moose Jaw, SK

All our prices are very competitive.  
We offer basting to extreme custom work. We offer it all!

With no training session involved, you can just walk in and start to load your quilt.  
You can also have us pre-load your quilt for a small charge.  
During a one-on-one session of no less than 4 hours, you may choose from many threads, and a large variety of edge to edge designs  
- a creation that's all your own.

If you have ever wanted to experience quilting your own quilt on a computerized machine with thousands of edge to edge designs to choose from, we have a plan for you!  
We're offering our computerized Gammill Statter longarm machine in a great deal.  
This will be a no sweat, and no stress experience

Of course, we still offer quilting for those who want to continue to have us quilt for you.  
We also have a large selection of battings, including wide, black, wool/cotton blend, bamboo, 100% natural cotton, 100% cotton bleached white, 80/20 cotton poly, the last 2 being available in Hobbs, and Arctic.

With the lowest prices around, don't hesitate to give us a call to book your spot!  
You can call Colleen at 306-631-5303.

Please don't hesitate to call us for any of your longarm needs.



## Advertising Information

The Prairie Piecemakers Quilters' Guild is entering its twenty-seventh year as an incorporated organization, serving quilters, promoting the quilting arts and supporting the development of quilting in Regina. Your advertisement is an effective way to reach a local and a broader audience of quilters:

**Local audience:** the Prairie Piecemakers Quilters' Guild publishes 10 newsletters each year, monthly from September through June. The newsletter is distributed to all Guild members (currently over 140 members and growing).

**Extended audience:** advertisers in the newsletter are recognized on the Guild website ([www.prairiepiecemaker.com](http://www.prairiepiecemaker.com)) with a link to their website and/or contact information. Each newsletter is posted on the Guild website and remains available for public download through the newsletter archive.

### Timelines:

Advertisers should send their advertisement copy to the editor of the guild newsletter two weeks before the end of the month prior to the next issue of the newsletter. Please see the Guild website for our Advertising Guidelines.

### Contact:

**Inside the Guild** Newsletter Editor  
 Prairie Piecemakers Quilters' Guild  
 Box 33043, Cathedral P.O.  
 Regina, SK S4T 7X2  
 Telephone: 306-584-9509  
 Email: [newsletterppm@gmail.com](mailto:newsletterppm@gmail.com)  
 Website: [www.prairiepiecemaker.com](http://www.prairiepiecemaker.com)

## Want to join the Guild?

Visitors and new members at all levels of quilting are welcome.

Guild membership consists of quilters of varying ages and abilities who share a great appreciation for the art of quilting and the fabric used to piece the quilts together:

- The membership year runs from July 1 to June 30 of the following year.
- New members are welcome at any time during the quilting season.

The Guild is a member of the Canadian Quilters' Association.

Please contact us by email at [ppmqguild@gmail.com](mailto:ppmqguild@gmail.com), through the website, or directly to a Membership Committee member (pg. 2).

## Inside the Guild

### Commercial Advertising Rates

Single Issue Rate			Full Year
Category	Size	Rate	Rate
Full page	7.5" x 10"	\$50.00	\$250.00
Half page (horizontal)	7.5" x 5"	\$25.00	\$125.00
Half page (vertical)	10" x 3.75"	\$25.00	\$125.00
Quarter page	3.75" x 5"	\$16.00	\$80.00
Business card	3.75" x 2.5"	\$8.00	\$40.00

### Non-Commercial **Classified** Advertising Rates

Advertisements must be sewing, quilting, or fibre art related. 1/4-page and 1/2-page advertisements, containing a photo, a graphic, or an image are to be in .pdf, MSWord, or .jpeg format (ready for insertion) and sent to [newsletterppm@gmail.com](mailto:newsletterppm@gmail.com). Include your complete contact information.

Please make your cheque payable, in the correct amount, to PPQG and forward it to Prairie Piecemakers Quilters' Guild, Box 33043, Cathedral PO, Regina, SK. S4T 7X2.

Advertisement Sizes	Guild Member	Non-Guild Member
	Per issue	Per issue
Classified Ads of 50 words or less - no photo, graphics, or images	FREE maximum insertion 3 months	\$8.00
1/4 page	\$5.00	\$16.00
1/2 page	\$10.00	\$25.00

Except where noted, all graphics are from Google Images.

**Privacy of Information:** As a public organization, the Prairie Piece Makers Quilters' Guild, Inc. (PPQG) is compelled to abide by the Canadian rules applying to the Privacy of Information. We cannot share information about members without this consent. The personal information collected consists of name, address, telephone number, and email address and is used to contact members for Guild business. As the Guild's membership form does not specifically ask members if they will allow their names to be published in the newsletter, the newsletter will not publish full names, excepting for the executive and committee chairpersons, who have signed disclaimer forms for the editor or when expressed permission is provided. When submitting articles for the *Inside the Guild* newsletter, please state as to whether you will allow your full name to be published in the newsletter print format, available at Guild meetings and the online copy published on the Guild's website. *Thank you.*