

Prairie Piecemakers Quilters' Guild

Inside the Guild

Website: www.prairiepiecemaker.com



Issue 2021-03



Download a free quilt pattern to celebrate National Quilting Day! Click on a partner's name below to view their free downloadable patterns and projects:

Moda Fabrics
Aurifil
eQuilter.com

Handi Quilter
AccuQuilt
StudioE Fabrics
Henry Glass & Co.
Windham Fabrics
Make It Simpler
Indygo Junction by Amy Barickman



<https://quiltalliance.org/nationalquiltingday/>



Guild Officers and Directors

President:

Sharon G

Vice President:

Tannis F

Secretary:

Shelley K

Treasurer:

Marlene SC

Guild Committees with Directors*

Library Committee:

Bonnie R*
Linda W; 2 pending

Newsletter/Advertising:

newsletterppm@gmail.com
Deena A*
Frances L

Proofreading: Frances L & Mary F

Program Committee:

Shelby L*

Website/Promotions Committee:

Jymmi Kaye D*
ppmqguild@gmail.com

Workshop Committee:

Heather I*

Membership Committee:

Cheryl A*
Aline M

Guild Committees

**Meeting Dates
2020-2021**

September 1, 2020
October 6, 2020
November 3, 2020
December 1, 2020
January 5, 2021
February 2, 2021
March 2, 2021
April 6, 2021
May 4, 2021
June 1, 2021

50/50 Draw Committee:

Sheree S; Betty U

Retreats:

Shannon B
Jacquie B.

UFO's:

Renee B

Connecting Threads:

Marlene SC*

Facebook Page: Jymmi Kaye D*

DISCLAIMER

Information contained herein regarding any specific person, commercial product, or service by trade name, trademark, manufacturer, or otherwise, does not constitute or imply its endorsement, recommendation, or favouring by Prairie Piecemakers Quilters' Guild or it's directors.

Want to join the Guild? Information on last page.

Currently meeting online only.

Monthly Meetings

First Tuesday of month:

September to June, 7 to 9 pm

Good Shepherd Lutheran Church
3825 Hillside Street
Regina SK S4S 3Y5

Website: www.prairiepiecemaker.com

Facebook: **Prairie Piecemaker Quilters' Guild**

Newsletter: newsletterppm@gmail.com

Email: ppmqguild@gmail.com

Copyright: Prairie Piecemakers Quilters' Guild Inc.

Prairie Piecemakers Quilters' Guild, Box 33043, Cathedral P.O. Regina, SK S4T 7X2



President's Message



With March comes hope.

Hope that winter will soon be behind us and there will be warmer days ahead, and hope that we inch are closer to an end, a vaccination, or cure for the Coronavirus.

Spring is always about renewal. I look forward to gardening every year.

For the first time ever, I've ordered seeds that I'm going to start in advance of gardening season. The idea of spring cleaning does not have me washing walls in my house, but instead, I'm going through my stash and trying to declutter my sewing room. It was pretty bad! It looked like a fabric tornado had ripped through it, and laid many half-done project in its wake.

I spent a bit of time in February sorting my fabric. I now have a giant bin of fabric ready to make pillowcases and placemats for charity. I found a big bag of fabric that dates back to my early days of quilting. It was one of those buying too much pretty fabric because you just didn't know how much you might need. In the bag I found some half-square triangles that I had cut too small for the pattern I had been making. I tucked them away, and they are now part of a quilt I'm nearly done for charity. The fabric is so pretty, but I'm so happy to see it go.



And when it comes to spring and renewal, just a reminder that every year, our executive renews. We need to hold elections in May, and while every single position is open, there are still a few spots that no one has indicated an interest in. Being part of the executive and committees is a great way to give back to the guild. It's not a huge investment, and it's a really great group of people you'll get to work with as we continue to steer the guild into the future.

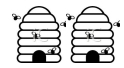
We welcome new ideas and new members for the executive team who are willing to give just a little of their time. Please let us know in the next week or 10 days. We welcome your help and input.



Until then, stay safe and happy quilting.



Sharon G



CALL FOR NOMINATIONS Executive & Committee Chairs

All nominations should be received no later than **March 24** so that we can announce the nominees to the members at the April meeting. We will hold the elections during our May meeting.

I can also tell you this is a great group of people to work with, it doesn't take too much time and it's fun.

Won't you please consider joining our small but mighty group? If you think you might be interested, please email Jymmi Kaye at ppmqguild@gmail.com stating your name, and the position that interests you.

Sharon G

The following Executive Director positions are now open for nominations:

Title	Term ends
President	2022
Vice-President	2022
Treasurer	2022
Secretary	2022
Membership	2022
Program	2022
Librarian	2022
Workshop	2022
Publicity /Website	2022
Newsletter	2022

Roles and Responsibility documents are available upon request. Please contact Jymmi Kaye at ppmqguild@gmail.com.

In addition to the Executive Director roles, we are also looking for Committee Chairs:

Title	Term ends
50/50	2022
Nominations	2022
Quilt Show Chair (2022?)	TBD
Retreats	2022
Connecting Threads	2022
UFO	2022



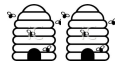
Below is an outline of the role and responsibilities of Executive members and the skills and knowledge

- 1. General Board Responsibilities**
 - ensure ethical conduct of the organization
 - ensure financial responsibility and viability of the organization
 - maintain overall stewardship and governance of the organization
- 2. Responsibilities of Executive Members**
 - attend Director meetings
 - attend other meetings as required
 - complete tasks as required from minutes of meetings and other committee tasks
- 3. Time Commitment (Directors)**
 - monthly Director meetings
 - at least 5 - 10 hours per month depending on other roles

Each nomination

- **may be submitted in writing – letter, email, text**
- **may be submitted by phone call – we call you or you call us!**

Should you have any questions regarding the PPQG Executive and Chair nomination of individuals, please feel free to contact any member of the executive. Thanks for your diligent attention to this important matter for our organization.



Program

Shelby L

MARCH

Colleen M and Lorna B will present
Log Cabin Ruler with variations.



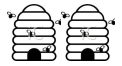
Jymmi Kaye and Heather G will

give a demo on

Ink Tense Pencils.



We are going to do a virtual quilt shop tour
All the shops advertise in our newsletter.



Retreat

Hello Retreat Quilters

Well with 2021 starting off with all of us safely tucked in our homes and our guild meetings to remain as Zoom meetings, the Dallas Valley Quilter's Retreat March 4-7, 2021 has been cancelled but has been rescheduled for **Thursday March 3rd, 2022 to Sunday March 6th, 2022.**

At this time I am happy to announce that we have secured an additional weekend for 2021.

The date will be October 14 - 17, 2021.

Signup will be after our May 4th meeting - All details will be available in the April/ May newsletter before sign up starts.

Happy Quilting
Shannon & Jacquie



CHITTER CHATTER FABRICS

- Great shipping rates within Canada
- Quick turnaround for online orders

chitterchatterfabrics.com

6070 Beatty Rd
Abbotsford BC
604-856-0420

Kits

Glorious & Free

NOW AVAILABLE

www.quilteronfire.com

Loreen's Longarm Quilting Services

Loreen Yanko Owner
loreenyanko@gmail.com
 95 Dale Cres
 Regina, Saskatchewan S4N 5J6
306 761-0841

Loreen's Sewing School

Children's Sewing Classes
 Registered "Kids Can Sew" Instructor
 Loreen Yanko, Owner
loreenyanko@gmail.com
 95 Dale Cres Regina, Saskatchewan S4N 5J6

Second Story Quilting
 Widebacks and Quilters Dream Batting

Fit For a Queen by Westrade
 Wide range of colors ~ Cotton and Flannel ~110"x108"

Quilter's Dream Batting
 Cotton, Poly and Orient - King cuts (122"x108")

Christa Marcotte
 Box 33
 Torquay Saskatchewan S0C 2L0

Call or Text 306-421-7056
 Email: acmarcotte@sasktel.net
 Website: www.secondstoryquilting.ca
 Blog: www.secondstoryquilting.blogspot.com

Pictures of colors can be texted or emailed.

Sew Materialistic
 THE FARMHOUSE EDITION

Sew Materialistic – The Farmhouse Edition is exclusively an online web store which is owned and operated by Cindy Tyson, the owner of Sew Materialistic – Brick and Mortar location in Nipawin.

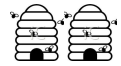
This webstore is being operated independently of the retail store featuring products inclusive to it alone.

Cindy was already a retailer and decided due to COVID in 2020 that an online platform was necessary to try and survive this new retail landscape. Cindy is a farm wife and actively involved on the farm which is four hours away from her Brick and Mortar location

Cindy is an avid quilter, discovering her love for it after taking her first class in Saskatoon in 2016!

Sew Materialistic – The Farmhouse Edition will be operated from Cindy's Farmhouse

Facebook: www.facebook.com/sewmaterialistic.thefarmhouse
 Instagram: www.instagram.com/sewmaterialistic.thefarmhouse
 Handles (same for both): @sewmaterialistic.thefarmhouse




Renee B

Point standing as of February 24, 2021



TEAM A - 133

Jacquie
Dot
Tannis
Cindy



TEAM C - 173

Renee
Colleen L.
Sharon G



TEAM B - 71

Judy
Carol
Heather
Shannon



TEAM D - 82

Jymmi Kaye
Betty U
Robin
Jill

NO QUILT QUILTING

Professional Longarm Quilters

Moose Jaw, SK

All our prices are very competitive.
We offer basting to extreme custom work. We offer it all!

With no training session involved, you can just walk in and start to load your quilt.
You can also have us pre-load your quilt for a small charge.
During a one-on-one session of no less than 4 hours, you may choose from many threads, and a large variety of edge to edge designs
- a creation that's all your own.

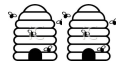
If you have ever wanted to experience quilting your own quilt on a computerized machine with thousands of edge to edge designs to choose from, we have a plan for you!
We're offering our computerized Gammill Statler longarm machine in a great deal.
This will be a no sweat, and no stress experience

Of course, we still offer quilting for those who want to continue to have us quilt for you.
We also have a large selection of battings, including wide, black, wool/cotton blend, bamboo, 100% natural cotton, 100% cotton bleached white, 80/20 cotton poly, the last 2 being available in Hobbs, and Arctic.

With the lowest prices around, don't hesitate to give us a call to book your spot!
You can call Colleen at 306-631-5303.

Please don't hesitate to call us for any of your longarm needs.





Jymmi Kaye D

Our Website is Active

Inviting guest bloggers to
contribute to the PPQG website.

We'd love to have you!



Some Guidelines

The content must be a benefit to the membership.

The blog format does not handle graphics, only printed words at this time.

If you have material with graphics, send it along.

It may be suitable for the Facebook page.

Please send your blog submissions to Jymmi Kaye
at ppmqguild@gmail.com

Colleen's Quilting

Longarm Quilting Service

Colleen Matheson 290 Qu'Appelle Drive West
mathesonc@sasktel.net Lumsden, Saskatchewan

306 731-3603 SoG 3Co
APQS Millennium



Up Yur Quilt

Fabric
Patterns
Books
Notions
& more!

Online shopping at www.UpYurQuilt.ca
24/7 from the comfort of your own home!



Nifty Notions

- LOTS OF BATIKS & TONE-ON-TONES
- THREAD
- ACCESSORIES
- SAMPLES

WIDE BACKING
20% OFF

Call to visit! 306-332-5516
MYRNA SNIDER FORT QU'APPELLE, SK

TERRY WHITMAN
Custom Longarm Quilter

1-304-634-4603

Box 1586, Estevan SK S4A 2L7
gary.whitman@sasktel.net



Angela Denys 306.421.3083
Angela@GypsySoulFabrics.ca

Gypsy Soul Fabrics
www.GypsySoulFabrics.ca



Broderick Garden Centre
SO much more than a garden store!

Quilting Fabric
Pre-cuts
Crafts Supplies

Art Supplies
Quilt Kits
Notions
Yarn

www.broderickgardens.ca
420 Saskatchewan Ave E
Outlook, Sask 306.867.8999

Quilters Haven

422 Main Street North
Moose Jaw S6H 3K2
306-693-8523

email: quiltershaveninc@sasktel.net
website: quiltershaveninc.ca

If you **LIKE** us on **FACEBOOK** you can keep up to date with all the current happenings in our shop.
Heather, Arlyce & Staff at Quilters Haven



TINY STITCH

- Quilt Shop Inc. -

24 - 810 Centennial Blvd. Warman, SK S0K 4S1
(306) 384 - 7858 / info@tinystitchquiltshop.com
www.tinystitchquiltshop.com

  FOLLOW US ON INSTAGRAM AND FACEBOOK



We'd like to make the Guild ZOOM meetings more enjoyable for everyone.
We're going to try an enhancement - **closed captioning!**

This is the software and it works very well ...

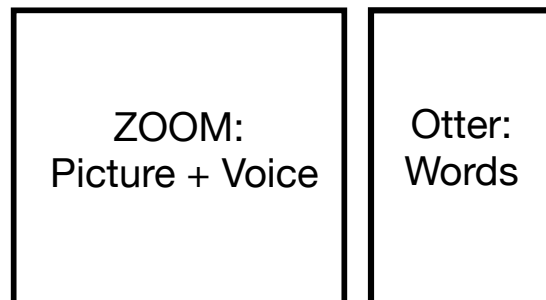


Otter.ai Live Notes for Zoom

<https://marketplace.zoom.us/apps/MmQJIMXUTYiCdPX5anvKVw>

<https://otter.ai/zoom>


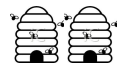
You simply have two windows visible on your screen:



We will be testing the software for a launch at the April meeting.

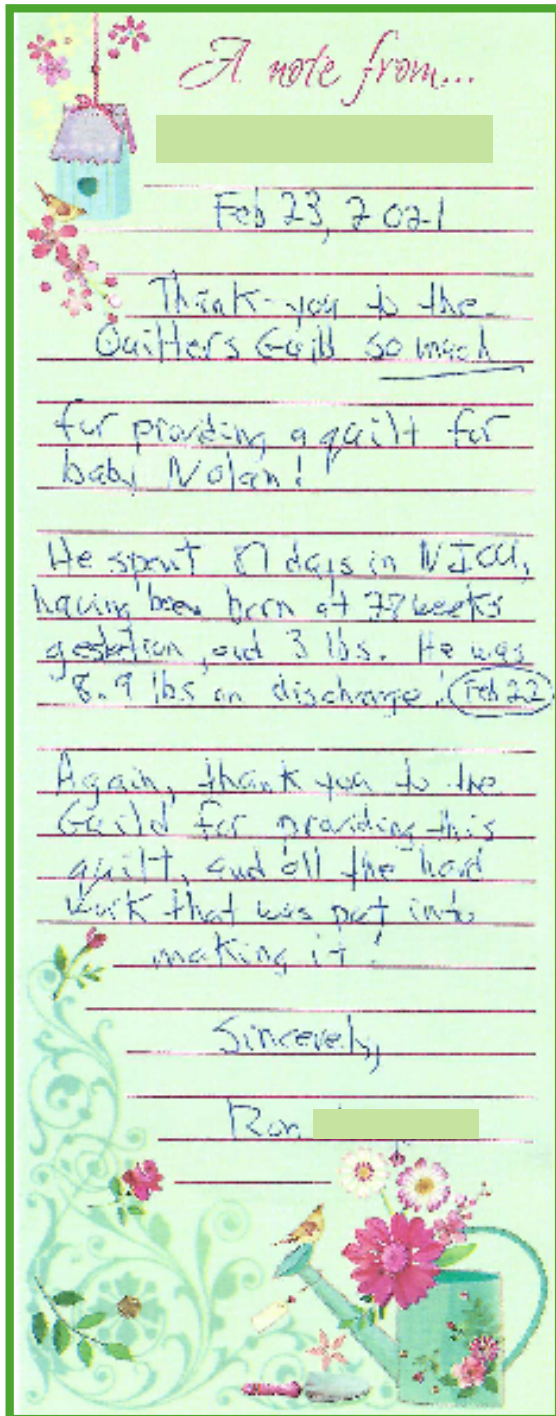
If you are interested, please contact Deena through the website email ppmqguild@gmail.com. She will call you to discuss the details.

Please pass this on to any member that you know who may be interested.



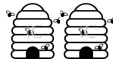
Connecting Threads

Marlene SC



A very grateful grandfather gave me this picture along with a generous cheque in appreciation of the quilt his grandson received upon discharge Monday from NICU. He tracked us down by the label on the quilt and through the Guild website.

The room at the Neil Balkwill is open to anyone wanting to quilt on Thursday mornings. If you want access to the fabric or sewing machines, you can ask Tim to open the cupboards. You will be responsible for putting everything away before you leave.



General Newsletter

February 2021

CQA/ACC has several activities for you to join ...

- Purchase your TrendTex fabric bundle for the 2021 **TrendTex Challenge – Friendship**. Purchase your fabric kit on the website [here](#)
- Mentor a young quilter in the 2021 **CQA/ACC Youth Challenge – BFF (Best Friends Forever)**. Order your fat quarter of fabric from our President, Jane Cramer, by emailing her at jane.cramer@canadianquilteradministration.com.
- Join in on the 2021 **CQA/ACC 40th Anniversary Mystery Quilt – An Incidental Refraction** and then go to the newly formed Facebook group dedicated to this project to share and connect with others. See below for more details. Members only.
- Join the **Row of the Month Quilt Along** for members and non-members. The monthly pattern will be found on our website and promoted on the Canadian Quilters Association - Quilting Projects Facebook group. Be sure to check on this fun and free quilt along.

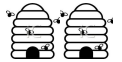
Linda Lake
Membership Director

Feeling Lucky? Play Our Fat Quarter Lottery

Join us in celebrating the 40th Anniversary of the Canadian Quilters Association/ Association Canadienne de la Courtepointe.

Traditionally, the 40th Anniversary is recognized as the Ruby Anniversary so let's have some fun with our **red** fat quarters and the Fat Quarter Lottery.



CANADIAN
QuiltersCourtepointières <https://canadianquilter.com/>
CANADIENNES

JIGSAW PUZZLE TIME

This month's puzzle is entitled "Living Gently" and was made for the Trend-
Tex challenge and won a Judge's Choice award.

Bonnie Rankin CQA/ACC Eastern Ontario Representative

To start your puzzle click [here](#).



Bonus Jigsaw Puzzle

This bonus puzzle is also compliments of CQA/ACC member Sherida Giddings and is the Glacier Star Pattern.

Sherida Giddings is a Quiltworx Certified Instructor, located in Ottawa, Ontario.

Click [here](#) for your jigsaw and enjoy!

Get Ready to Celebrate!

JUNE 16 - 19, 2021

In 2021 CQA/ACC is excited to present a virtual alternative to our in-person Quilt Canada conference. And what better way to celebrate 40 years than to invite quilters from across the country to join in the online party. More details will be available in the coming months, with registration taking place in the spring of 2021.

SAVE THE DATES

On March 13, 2021 CQA/ACC will present a zoom webinar by **Ana Buzzalino**. Ticket sales will be available to members later in February. Check the member-only studio after February 15 for more information.

Meet Ana

Ana Buzzalino is a fiber artist and quilt instructor living in Calgary, Alberta. She grew up in Buenos Aires, Argentina, where sewing was part of her life at an early age. In early 1983, Ana moved to Calgary. A couple of years later, while walking down the street, she saw a "blanket" on a window and went into the store to enquire about purchasing it. She was told that it wasn't for sale, but that she could learn how to make her own. She signed up for a beginner's quilting class that same day, and she never looked back. The rest, as they say, is history.



Farah Alibay

Systems Engineer NASA Jet Propulsion Laboratory

<https://solarsystem.nasa.gov/people/3065/farah-alibay/>



Farah Alibay grew up in a small town where working at NASA was "unheard of," but she's doing exactly that now as a systems engineer working on everything from mission concepts to the InSight Mars lander. Read on to discover how she went from student in England to NASA intern to her dream job at NASA's Jet Propulsion Laboratory.

Where are you from?

I was born in Montreal, Canada, although I went to high school in Manchester, England and went to university in Cambridge, England.

What first sparked your love of space?

My earliest memory of falling in love with space is watching Apollo 13 when I was 8 years old. What fascinated me was not only the vast expanse and dangers of space, but that teams of engineers rallied together to solve what seemed to be insurmountable problems. I remember watching them succeed and knowing that this was the kind of career I would like to pursue – one where I would be able to use creativity, knowledge, and teamwork to advance space exploration. As a systems engineer today, solving seemingly unsolvable problems are part of my daily life and something that I get a lot of pleasure doing!



What do you do for fun?

Like many engineers, I love being outdoors and go hiking and camping fairly regularly. I also enjoy weight lifting and biking. Having grown up in Canada, I am an avid skier and a huge fan of ice hockey. I am a Big Sister as part of the Big Brother/Big Sister (BBBSLA) program, and I also regularly participate in a variety of outreach activities, including giving talks, mentoring students, and teaching at space camp.

Cindy-Rella's Sewing and Quilting



See our calendar of classes and events at www.SewCindy-rella.com

We are an Authorized Bernina, Brother, Babylock and Handquilter dealer and repair centre



Sign up for classes at:
www.SewCindy-rella.com



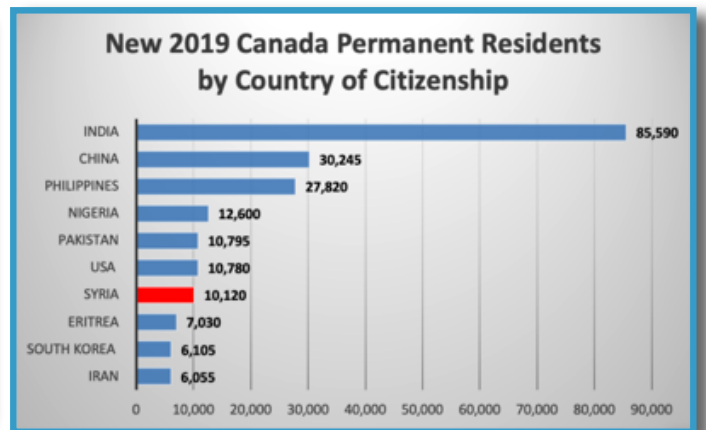
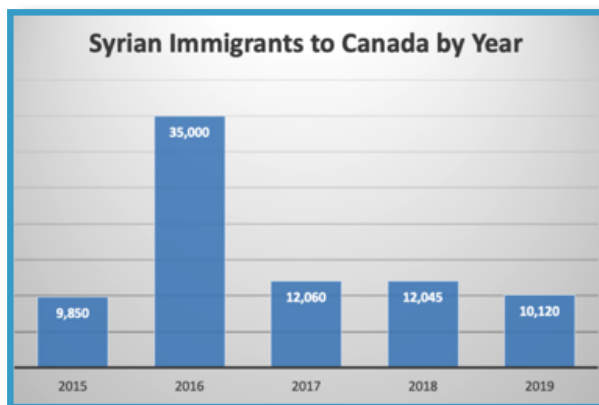
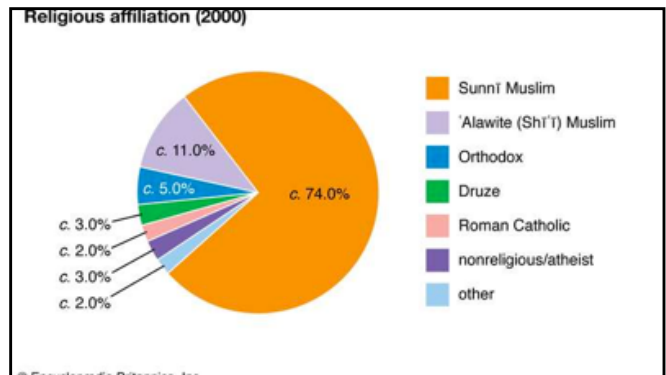
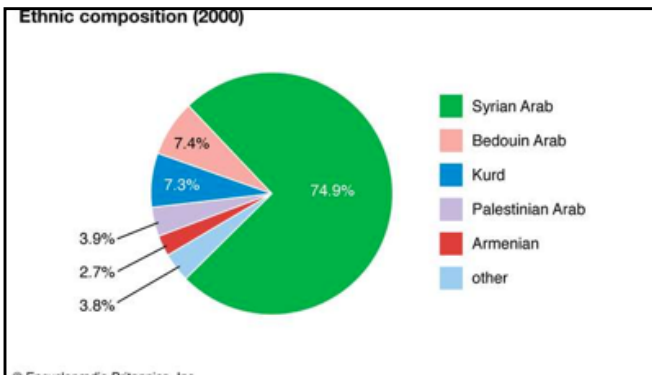
1230 St John Street
Regina, SK
(306) 585-2227



Shop precuts at:
www.PrecutStash.com



Syria, country located on the east coast of the Mediterranean Sea in southwestern Asia. Its area includes territory in the Golan Heights that has been occupied by Israel since 1967. The present area does not coincide with ancient Syria, which was the strip of fertile land lying between the eastern Mediterranean coast and the desert of northern Arabia. The capital is Damascus (Dimashq), on the Baradā River, situated in an oasis at the foot of Mount Qāsiyūn. <https://www.britannica.com/place/Syria/The-winds>



<https://www.immigration.ca/how-syrians-can-apply-for-canadian-permanent-residence>



The Textile Industry in Syria: the past and the future

<https://siba.world/textile-industry-in-syria/>


We have all heard of the silk road, which connected east to west and formed the spine of trade contributing to the building of many civilizations. Perhaps calling it the *silk* road gives us a glimpse of the importance of textile industries in general, and silk industry specifically, during those times.

Syria was one of the most important stations


on the Silk Road, so it developed many Syrian industries over the ages, especially the textile one. Syria is situated in the middle of the Silk Road, which made the Syrian textiles bear the Western and Oriental prints together in addition to the Syrian touch, making the final product a work of art that one will fall in love with at first sight.

Silk was the main component of Syrian textiles for a long period of time, and a number of such textiles became famous, such as Damask and Brocade. But since the last century cotton cultivation in Syria has been growing and spreading, which has helped to grow the cotton spinning industry. Cotton is a strategic crop in Syria, where more than 20% of the population participated in production and processing of its by-products. At one point, Syria produced 7% of total global cotton production. In addition to cotton, wool and nylon are also used, both considered some of the most important Syrian products. The textile industry is concentrated in Aleppo, Damascus, Homs and Hama.

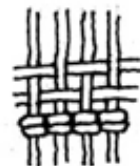
<https://www.mosaicstories.org/2017/03/28/syrian-textiles-photo-gallery/>



Kilims and tapestry weaving One of the most popular weaves in Syria and other parts of the Arab world is *kilim*, a tapestry technique that is used to produce a number of different objects like rugs, carpets, garments and bags – creating a robust and resilient fabric, that is usually made with wool threads.



LAIN WEAVE



KILIM



SLITWEAVE



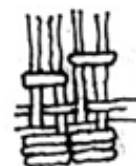
SHARED WARP



SUMAK



CICIM



ZILI

There are many variations of the tapestry techniques: *Kilim* is a plain weave, in which the weft is dense and tightly beaten downwards to completely hide the warp threads from the fabric. With the use of different colours and techniques, different shapes, designs and textures can be created. <https://syrian-heritage.org/the-art-of-syrian-textile-production/>



Quilt Discovery Experience

Crazy Quilt

The Crazy Quilt is probably the oldest of quilt patterns. Early quilters used any scrap or remnant available, regardless of its color, design, or fabric type. Worn out clothing, women's calico dresses, men's pants and shirts, household linens, and other oddly shaped fabric scraps were fitted and stitched together. The result was a hodgepodge of color, and a quilt with a story behind each scrap.



Making utilitarian quilts fell out of favor in the late 1800's and early 1900's as America became more industrialized and technology brought improvements to the home.

The Crazy quilts or throws of this era featured rich colors and textures and were used to decorate the parlor. Skill in fine embroidery was emphasized. Victorian quilters filled their quilts with bits and pieces of their personal past; a piece of father's vest, a husband's tie, lace from a wedding veil, or ribbons commemorating political events.

<https://www.nps.gov/home/planyourvisit/quilt-discovery-experience.htm>

BUY MORE FABRIC?



■ YES

■ YES, BUT IN YELLOW

This pie chart perfectly outlines the tough decisions that are made daily by quilters. So do come in, call in, or surf on-line and let the folks at Periwinkle assist you with your tough decisions. New fabrics, notions, patterns and more, plus the full suite of Bernina sewing machines and long arms as well as Juki sewing machines.

Periwinkle

Quilting & Beyond

270 - 2600 Eighth St. E., Saskatoon, SK
ph: 306-933-3072 e-mail: periwinkle@sasktel.net

follow us on *instagram* and *facebook*

www.periwinkle.biz



Innovative Quilting

Computerized Longarm Quilting

*Specializing in "Edge to Edge" Quilting
Thousands of Patterns to select from*



Offering:

large selection of wide fabric: Cotton, Flannel, & Fireside
50/50 Cotton-Bamboo & 100% Arctic Cotton Batting
Plus .

We also sell regular fabric, notions, patterns and more..

Open 9 to 5 Mon-Friday & most Saturdays (call ahead)

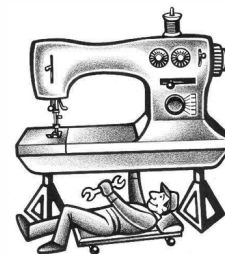
76 Halifax Ave
Melville, SK

Phone: 306 760-1573 or 306 728-8199 cell
innovativequilting@sasktel.net

"IT'S NOT A QUILT UNTIL IT'S QUILTED"

TREAT YOUR SEWING MACHINE TO A SPA!

Is your sewing machine telling you it's
time?



Call or text Darcy in Regina 306-501-2771
or email darcyzee@hotmail.com

GREAT RATES!

[www.sewingmachinecleaningandrepairs-
regina.ca](http://www.sewingmachinecleaningandrepairs-regina.ca)



QuiltCon Together News

Check out the QuiltCon Together 2021 Winners!

<https://www.quiltcon.com/quiltcon2021-winners>



Best in Show

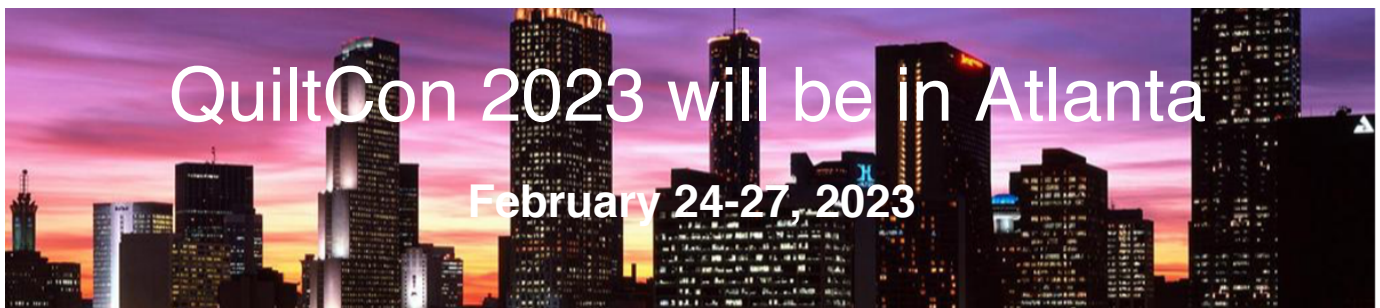
Sponsored by

Blooming


52" x 63"

Pieced and quilted by Émilie Trahan

Individual Member



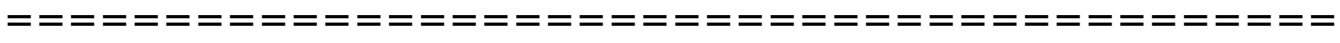
Inspiration



Spoonflower Blog

We're offering you a free digital coloring book featuring designs by Spoonflower from artists all over the globe! Print out the pages to kickstart your creativity at home. With 16 different artists sharing 16 different Spoonflower Marketplace designs you know and love, there's 16 different ways to get your color on!

<https://drive.google.com/file/d/1AZ114Pcb4t51oEU-XQkRojamZtkU5dhj/view?usp=sharing>



Neil Balkwill Civic Arts Centre

Experience an Evening with Snow Art

The City of Regina, in collaboration with Nuit Blanche, is featuring local artist Hilarey Cowan's outdoor, nighttime art installation titled Save As at the Neil Balkwill Civic Arts Centre.

Cowan's 2020 exhibit from the Nuit Blanche Night showcases light-based works of art created in snow. Available to experience nightly until 11 p.m., residents can bundle up and take a look around the centre - a perfect night walk for all ages.

The installation will run until mid-March 2021.

Parking is available at the Neil Balkwill Civic Arts Centre parking lot.



Ruth Chambers has pinched, plucked and pulled over sixty exquisitely detailed, life-sized flowers from lightly tinted porcelain clay. *Tend* draws upon the elegiac traditions of floral still-life painting and systematic enumeration of plants by unsung botanical illustrators.

DATES February 5 - April 11, 2021

LOCATION Main Gallery

shannon
brinkley
STUDIO

Print Mixing



Let's start off the day with a heavy dose of color!
One of the areas quilters struggle with most is color, and specifically *print mixing*.
I have a stash full of beautiful prints, but how do I actually use them in a quilt?
How can I get an interesting patterned effect without it looking too busy?

When I teach about Print Mixing, I speak specifically to two things: scale & texture.

- *Scale* is how large or small a print is (think teeny tiny polka dots versus a large scale floral, like below).
- *Texture* is the effect that the particular print contributes to the overall print palette (think the look and feel a batik contributes versus a stripe).

Today, let's focus on scale. If your goal is to achieve a well balanced quilt (which is not the only or best option, but is a nice "rule of thumb"), including small, medium, and large scale prints can help you to achieve this.

A quilt that includes all large scale prints (like the floral print on the left in this picture), will be wild! Which might be the look you're going for. If you love that wild, patterned look, bring on those large scale prints!

On the opposite end of the spectrum, quilts that include only small scale prints (like the two green fabrics on the right side of this photo) may be lacking a bit in interest. This can draw your eye to the quilt design since it is not distracted by the prints, it just depends what your goal is for the quilt: where do you want the focus?

MORE: <https://shannon-brinkley.com/blogs/shannon-brinkley-studio-1/warm-palette-inspiration>



Your Miracle Ironing Board Cover will last at least 10 times longer than your Teflon or Cotton cover. The Miracle cover is extremely durable and its life will ultimately be based on the amount of ironing you do. Your Miracle Ironing Board Cover will never burn. The set comes with an iron caddy that is the shape of an iron and is made of polyurethane foam and is fire retardant. When the iron is placed on the caddy it helps to keep your dry hot iron from slipping. <http://www.miracleironing.com/mm5/merchant.mvc>



https://www.nationalquilterscircle.com/video/favorite-tool-pressing-cloth-016984/?utm_source=newsletter&utm_medium=email&utm_campaign=a6198&vsoid=A6189

Pressing Cloth There are many tools that are recommended by different quilters these days, and while some of them seem obvious, like rotary cutters and rulers, some are not. ZJ Humbach shares one of her favorite tools- the pressing cloth, and explains what it is and how she uses it.




Wool Ironing Board Cover



ADVANTAGES OF A WOOL PRESSING MAT NOW FOR YOUR IRONING BOARD

https://love-sew.com/products/love-sew-wool-ironing-board-cover?fbid=23845863362690291&utm_term=OM_23845863362690291_&fbclid=IwAR3HvIEj3ZLREplrsO4XrdsshyKYWt6TPIkhaU8NpQID17Mu6y-6W5UmF6w

Precisely Quilt Intricate Patterns without Marking!



StitchVision™ Quilting Laser Guide provides a red dot vision guide enables you to trace any quilt patterns onto your fabric with ease.

Accurate Dot-To-Dot Quilting

Dot laser pointer designed perfectly for your free-motion quilting project. Just simply place any pattern sheet under the laser and trace along with the outlines. You can start and stop at an exact point, making dot-to-dot quilting more fun and easier.

<https://dazzlejoyce.com/products/stitchvision-quilting-laser->



QUILTING COWBOY



Making quilts is an expression of love.

It's how I bring a little more comfort into the world.

- Dale Allen-Rowse

<https://www.quiltingcowboy.com/>



Dale Allen-Rowse has been quilting since the birth of his niece in 1999 when he first taught himself how to make baby quilts on a tour bus for a ballet company. Ever since, Dale has been sewing up a storm. Taking classes where available, learning on his own, then launching Quilting Cowboy online in 2005 with a YouTube channel, Facebook Page and website to share his insights with a larger audience.

Craftsy's VIRTUAL 
Quilting
RETREAT
Row-by-Row | March 30th - 31st, 2021

A 2-day live-stream virtual quilting retreat where participants learn how to build a variety of 8 unique blocks to create different projects and multiple combinations using techniques taught by nationally renowned instructors, Kelly Ashton of Craftsy and Colleen Tauke of National Quilters Circle. This virtual retreat includes a curated selection of four encore National Quilters Circle classes to enhance your quilting skills that can be viewed for 30 days (a \$150 value).

<https://go.craftsy.com/virtual-quilting-retreat/>

Sew & Sews

117 Main Street, Carlyle SK



Phone: 306-453-2562

Spring has sprung...

We are stocked up
to get you in the
mood for SPRING!

Flat fee shipping for \$10

**Big City Selection,
Small Town Service!**



www.facebook.com/carlylesewandsews

Open: Monday to Friday 10 to 5

Home of Michele's Long Arm Quilting

OVER 8000 BOLTS OF FABRIC

Notions, Patterns & More

253 Front Street, Duck Lake,
Sask.

Email: mamquilts@sasktel.net

Website: mamisquilts.com

306-467-4453

Classes and Retreats

Book a Private Retreat



MaMi's

Country

Quilts



baby lock

Store Hours: Monday - Saturday

9am - 6pm

Michele is also a Certified
Instructor for Judy Niemeyer
Quilting

Now Order Online


mamisquilts.com

If Brett Lewis can do it - maybe you can too!

How to Create a Seamless Repeat in Procreate with Jennifer Nichols

In Jennifer's tutorial, she'll be showing you how to make a seamless repeat in Procreate using design elements you've already created. As such, this is a great resource for artists with experience working in Procreate or other design programs. If you're new to Procreate, we suggest starting with Jennifer's [Guide to Procreate](#) class on [Skillshare](#) (free two-week trial included!) and Rhianna Wurman's [Procreate 101](#).

Jennifer: The Procreate 5X update has a new Snapping feature that makes repeat patterns in Procreate incredibly easy to do without any outside help from other design programs. I love repeat patterns and Procreate and I'm super excited to show you my technique!



Spoonflower

https://blog.spoonflower.com/2021/01/how-to-create-a-seamless-repeat-in-procreate/?utm_source=bm23&utm_medium=email&utm_term=Seamless+Repeat+in+Procreate@+Hero+-Desktop&utm_content=Here%27s+the+tea+on+our+most+highly+requested+design+tutorial+&utm_ca



Your Dream Business March 3

<https://shannon-brinkley.mykajabi.com/StartGrowYourQuiltBusiness>

Have you been tinkering with the idea of **turning your beloved hobby into your job**, but just don't know where to start?

OR have you **already started your business but aren't seeing the revenue you'd like** -- you really want to grow and scale what you're doing or find revenue streams that will be more profitable?

OR do you **own a brick & mortar** business and, since COVID especially, are eager to **pivot to do more business online**?

If any of those descriptions sound like you, I know you will LOVEEE the **free business workshop I'm offering starting next week!**



Peachtree Quilt Shop

140 Albert St, Regina, SK, S4R 2N2
306-569-1552
peachtreequiltshop.com



INTRODUCING

\$5 SHIPPING!

Enjoy \$5 shipping on any purchase order over \$125 *after discounts* anywhere in Canada!



2020 was a hard year for many of us—but it was a great year for scientific research on the efficacy of brain training. In just that one year, 57 scholarly articles were published on BrainHQ exercises and assessments (a pace of more than one a week)! The topics ranged from Alzheimer’s to depression to stroke—and many more. To learn more about what these studies were about and what they found, [check out our press release](#).



Fall Meditation with Eastside United

The meditation group will continue to meet via Zoom on Monday nights. A reminder that the new start time is 7 pm. If you have any questions, please contact Eastside United Church at 306-761-0556 or eastsideunited@sasktel.net.

Meditation Zoom access information:

<https://zoom.us/j/225411689>

Meeting ID: 225 411 689

Password: 476179

BOOM!
PRO-AGE REVOLUTION

It's about women. It's about beauty. It's about time.

“Humans are hardwired to seek companionship.”

Social **connections are so important** for living life to the fullest.

Relationships with other fabulous, empowered women make our lives more meaningful and fun.

When you can't meet in person, making friends online can help you feel and stay connected with others.

Today, we're sharing **tips to help you develop friendships** in the virtual world as deep as any “in real life” connections.

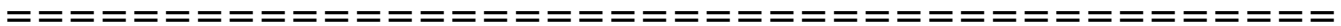


Sponsored by **Mometrix**

<https://www.piday.org/>

Pi Day is celebrated on March 14th (3/14) around the world. Pi (Greek letter “π”) is the symbol used in mathematics to represent a constant — the ratio of the circumference of a circle to its diameter — which is approximately 3.14159.

As an irrational and transcendental number, it will continue infinitely without repetition or pattern. While only a handful of digits are needed for typical calculations, Pi’s infinite nature makes it a fun challenge to [memorize](#), and to computationally calculate more and more digits.



COVID-19 Vaccine

https://www.saskatchewan.ca/covid19-vaccine?utm_source=facebook&utm_medium=newsfeed&utm_campaign=vaccine_availability&fbclid=IwAR0F9CTEU4pbL_E4WVgSx8Uf7d2IZfpcgzyCq54KzeJhKIRP1jF3H3eIc3g

<i>As of February 23, 2021</i>			
Zone	1st Doses Given	2nd Doses Given	Total Doses Given
Far North West	1,575	1,459	3,034
Far North			
Central	522	298	820
Far North East	2,409	708	3,117
North West	4,124	1,103	5,227
North Central	4,650	4,085	8,735
North East	1,549	1,260	2,809
Saskatoon	6,956	6,393	13,349
Regina	6,167	4,368	10,535
Central West	1,156	3	1,159
Central East	6,264	111	6,375
South West	0	0	0
South Central	2,766	1	2,767
South East	4,409	6	4,415
Totals:	42,547	19,795	62,342

REGINA LEADER-POST DIGITAL NEWS SUBSCRIPTION TAX CREDIT

<https://pages.postmedia.com/regina-leader-post/tax-credit/>

The Canadian government introduced the **Digital News Subscription Tax Credit** that Regina Leader-Post subscribers can claim on their personal income tax and benefit return from the years 2020 to 2024.

DIGITAL-ONLY SUBSCRIBERS (No Newspaper Delivery)

You can claim the total amount paid for your Regina Leader-Post digital subscription during the year 2020.

PRINT NEWSPAPER SUBSCRIBERS

Your subscription includes digital access, and you can claim the cost of a Regina Leader-Post standalone digital subscription for each month you received the newspaper.

Maximum qualifying amount per monthly subscription payment: \$14.00 + 5% per month

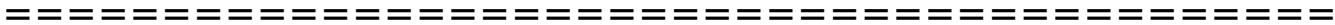
ALL TAX CREDIT RECEIPTS WILL BE EMAILED TO YOU BETWEEN MARCH 8 – 19, 2021.



Government of Canada

About the digital news subscription tax credit

<https://www.canada.ca/en/revenue-agency/services/tax/individuals/topics/about-your-tax-return/tax-return/completing-a-tax-return/deductions-credits-expenses/deductions-credits-expenses/digital-news-subscription.html>



empowHER 2021: Ladies Night In

FRI MAR 05 2021 AT 06:00 PM TO 08:00 PM UTC-06:00

Regina, Saskatchewan | Regina

International Women's Day Celebration and Fundraiser!

Join us for a virtual fundraiser in celebration of International Women's Day, Friday March 5th at 6:00pm.

An evening you won't want to miss. Hear from an inspiring trailblazer, Betty-Ann Heggie, author of Gender Physics, along with the evening's greetings brought to you by Mayor Sandra Masters. Dress For Success provides resources to women who have chosen the road to empowerment, helping them create better lives for themselves, their families and their communities.

<https://stayhappening.com/e/empowher-2021-ladies-night-in-E2ISTF79CI9>



Time Change 2021 in Canada

Mar 14, 2021 2:00 am

<https://www.timeanddate.com/time/change/canada/>

Sunday, April 4

Easter Sunday 2021



How Much More Winter?

Ontario's Warton Willie says he did not see his shadow on [Groundhog Day](#) and is predicting an early spring for 2021.

A certain groundhog in Punxsutawney, Pennsylvania – Punxsutawney Phil – was awakened from his burrow this morning at 7:35 a.m. EST and promptly predicted six more weeks of winter.

<https://earthsky.org/astrometry-essentials/everything-you-need-to-know-about-groundhog-day>



Tips from World Sleep Society

<https://medium.com/thrive-global/10-ways-to-improve-your-sleep-65bed5cbeef3>



The year 2020 was a year like no other. As we start 2021 and look forward to the 20th edition of [Canada Reads](#), we are reminded that books can be a safe place to go when times are tough. Whether you're reading to escape your daily cares, to explore new perspectives or simply to lift your spirits, these stories of perseverance, discovery and resilience will transport you across Canada, around the world and to worlds beyond.



<https://www.cbc.ca/books/canadareads/meet-the-canada-reads-2021-contenders-1.5869833>

Prairie Piecemaker's Quilter's Guild General Membership Meeting Time: March 2, 2021 07:00 PM
 Join Zoom Mtg Meeting ID: 846 7464 6777 Passcode: see email from Membership Committee

Welcome/call to order	Sharon
Introduction of program	Shelby
March Program:	
Log cabin ruler with variations	Lorna B. & Colleen M.
Break 5 mins	
Nomination update	Sharon
President's challenge reminder	Sharon
Show and Share	Everyone
Door prizes	Sharon
Adjourn	Sharon

CLASSIFIED

Ads

Excellent condition, very few hours on it.
 Delivery can be arranged.



Artistic Janome SD

18 months old. \$4000.00 firm.

Please call or text Jerrilynn @ 306-746-7374

Happy
St. Patrick's Day
Wednesday, March 17
"May the road rise up to meet you.
May the wind always be at your back.
May the sun shine warm upon your face, and rains fall soft upon your fields.
And until we meet again, May God hold you in the palm of His hand."

<https://emerald-heritage.com/blog/2017/9-irish-blessings-we-love>

Inside the Guild

Advertising Information

The Prairie Piecemakers Quilters' Guild is entering its twenty-seventh year as an incorporated organization, serving quilters, promoting the quilting arts and supporting the development of quilting in Regina. Your advertisement is an effective way to reach a local and a broader audience of quilters:

Local audience: the Prairie Piecemakers Quilters' Guild publishes 10 newsletters each year, monthly from September through June. The newsletter is distributed to all Guild members (currently 128 members and growing).

Extended audience: advertisers in the newsletter are recognized on the Guild website (www.prairiepiecemaker.com) with a link to their website and/or contact information.

Each newsletter is posted on the Guild website and remains available for public download through the newsletter archive.

Timelines:

Advertisers should send their advertisement copy to the editor of the guild newsletter two weeks before the end of the month prior to the next issue of the newsletter. Please see the Guild website for our Advertising Guidelines.

Contact:

Inside the Guild Newsletter Editor
 Prairie Piecemakers Quilters' Guild
 Box 33043, Cathedral P.O.
 Regina, SK S4T 7X2
 Telephone: 306-584-9509
 Email: newsletterppm@gmail.com
 Website: www.prairiepiecemaker.com

Want to join the Guild?

Visitors and new members at all levels of quilting are welcome.

Guild membership consists of quilters of varying ages and abilities who share a great appreciation for the art of quilting and the fabric used to piece the quilts together:

- The membership year runs from July 1 to June 30 of the following year.
- New members are welcome at any time during the quilting season.

The Guild is a member of the Canadian Quilters' Association.

Please contact us by email at ppmqguild@gmail.com, through the website, or directly to a Membership Committee member (pg. 2).

Commercial Advertising Rates

Single Issue Rate			Full Year
Category	Size	Rate	Rate
Full page	7.5" x 10"	\$50.00	\$250.00
Half page (horizontal)	7.5" x 5"	\$25.00	\$125.00
Half page (vertical)	10" x 3.75"	\$25.00	\$125.00
Quarter page	3.75" x 5"	\$16.00	\$80.00
Business card	3.75" x 2.5"	\$8.00	\$40.00

Non-Commercial **Classified** Advertising Rates

Advertisements must be sewing, quilting, or fibre art related. 1/4-page and 1/2-page advertisements, containing a photo, a graphic, or an image are to be in .pdf, MSWord, or .jpeg format (ready for insertion) and sent to newsletterppm@gmail.com. Include your complete contact information.

Please make your cheque payable, in the correct amount, to PPQG and forward it to Prairie Piecemakers Quilters' Guild, Box 33043, Cathedral PO, Regina, SK. S4T 7X2.

Advertisement Sizes	Guild Member	Non-Guild Member
	Per issue	Per issue
Classified Ads of 50 words or less - no photo, graphics, or images	FREE maximum insertion 3 months	\$8.00
1/4 page	\$5.00	\$16.00
1/2 page	\$10.00	\$25.00

Except where noted, all graphics and photographs are from Google Images.

Privacy of Information: As a public organization, the Prairie Piece Makers Quilters' Guild, Inc. (PPQG) is compelled to abide by the Canadian rules applying to the Privacy of Information. We cannot share information about members without this consent. The personal information collected consists of name, address, telephone number, and email address and is used to contact members for Guild business. As the Guild's membership form does not specifically ask members if they will allow their names to be published in the newsletter, the newsletter will not publish full names, excepting for the executive and committee chairpersons, who have signed disclaimer forms for the editor or when expressed permission is provided. When submitting articles for the *Inside the Guild* newsletter, please state as to whether you will allow your full name to be published in the newsletter print format, available at Guild meetings and the online copy published on the Guild's website. *Thank you.*