

Prairie Piecemakers Quilters' Guild

Inside the Guild

Website: www.prairiepiecemaker.com



2020

Issue 2020-03

How Much More Winter?

Folklore has it that if a groundhog sees its shadow on Feb. 2, it will retreat into its burrow, heralding six more weeks of cold weather, which is not bad by most Canadian standards. No shadow is said to foretell spring-like temperatures are on the way.



Nova Scotia's Shubenacadie Sam emerged from his burrow northeast of Halifax, and according to his handlers, saw his shadow. But in Ontario and Quebec, Warton Willie and Fred la Marmotte were paraded before their respective audiences and evidently saw no shadow.

https://www.huffingtonpost.ca/entry/groundhog-day-canada-2020_ca_5e36e64bc5b69a19a4b0dff6








THE OLD FARMER'S ALMANAC

FOUNDED IN 1792

NOVEMBER 2019 TO OCTOBER 2020

Winter temperatures will be slightly higher than normal, on average, with above-normal precipitation. The coldest periods will occur in early January, mid-January through early February, and late February into early March. Snowfall will be below normal in the west and above normal elsewhere, with the snowiest periods in mid-November, mid-December, early January, early February, and from late March into early April. April and May will be cooler and rainier than normal. Summer will be hotter and rainier than normal, with the hottest periods in mid- and late June and early and mid-July. September and October will be warmer than normal, with near-normal precipitation.

<https://www.almanac.com/weather/longrange/region/ca/4>

2	 Captain & the Crew	3-18	 What's the Buzz?
23	 Taking Care of Business (Agenda & Minutes)	5	Program
19-22	 This & That	7	Workshop
9	 Meet the Member	19	Library
24	 Good to Know	13-17	Quilt Show
		22	 CLASSIFIED Ads

Meeting Dates for 2019-2020

- September 3, 2019
- October 1, 2019
- November 5, 2019
- December 3, 2019
- January 7, 2020
- February 4, 2020
- March 3, 2020
- April 7, 2020
- May 5, 2020
- June 2, 2020



Guild Officers and Directors

President:

Shelley K.
ppmqguild@gmail.com

Secretary:

Dianne P

Vice President:

Sherrill-Anne T

Treasurer:

Marlene SC

Guild Committees with Directors*

Library Committee:

Bonnie R*
Linda W
Debbie W
Kathy W
Wendy S

Newsletter/Advertising:

newsletterppm@gmail.com
Deena A*
Frances L

Proofreading: Frances L & Mary F

Program Committee:

Shelby L*
Maxine K

Website/Promotions Committee:

Cindy T* www.prairiepiecemaker.com
ppmqguild@gmail.com

Workshop Committee:

Heather I*
Iris L

Membership Committee:

Cheryl A*
Aline M

Guild Committees

50/50 Draw Committee:

Betty U
Sheree S

Retreats:

Shannon B*
Jacquie B
Roanne D

UFO's:

Heather H*
306-519-2311

Connecting Threads:

Marlene SC

Facebook Page: Jackie S



PPQG next quilt show "20/20 Endless Visions" - May 8 & 9, 2020

Want to join the Guild? Information on last page.

Monthly Meetings

First Tuesday of month:
September to June, 7 to 9 pm
Good Shepherd Lutheran Church
3825 Hillsdale Street
Regina SK S4S 3Y5

Website: www.prairiepiecemaker.com
Facebook: **Prairie Piecemaker Quilters' Guild**
Newsletter: newsletterppm@gmail.com
Email: ppmqguild@gmail.com

Copyright: Prairie Piecemakers Quilters' Guild Inc.

Prairie Piecemakers Quilters' Guild, Box 33043, Cathedral P.O. Regina, SK S4T 7X2





President's Message March 2020



Have you noticed the daylight hours increasing lately and the warmth of the sun on your face? It seems Spring is not far away. I see more people out in the neighbourhood walking and I am hearing gardeners getting antsy. There is more activity going on in our Guild too with the upcoming elections and our 20/20 Endless Visions Quilt Show planning.

The Nominations Committee was formed at the last meeting and is working to find nominations for all executive positions and committee chair positions. Please consider letting your name stand. If you are not able to commit to a director position or committee lead, you can offer your time to help. Many hands make light work, so the proverb says. Extra help is appreciated on every committee and by each director. (see pg 8)

The 20/20 Endless Visions quilt show plans are coming along nicely. Commitments are being made by vendors and judges. Agreements are being finalized with rental companies and Evraz

Place. Printed materials are available to promote our event. Please help yourself to postcards, posters and sponsorship documents; every little bit helps to promote our event.

Tell everyone you know about our show. You might uncover a closet quilter or a quilt supporter; you might be surprised where they are hiding. Take advantage of our social media and word of mouth to advertise. Refer people to our website where all the details can be found.

How are your quilted items for the quilt show coming along? Entries are slow, but that is common this far away from the show.

Don't forget about my Factor of Twenty challenge and the Canadian Quilters' Association, Gateway to Adventure challenge. We will be showing these items at the April 7 membership meeting.

Enjoy the nice weather.



Shelley K.

Home of Michele's Long Arm Quilting
OVER 8000 BOLTS OF FABRIC
Notions, Patterns & More

**MaMi's
Country
Quilts**



baby lock

253 Front Street, Duck Lake,
Sask.
Email: mamquilts@sasktel.net
Website: mamisquilts.com
306-467-4453

Classes and Retreats
Book a Private Retreat



Store Hours: Monday - Saturday
9am - 6pm

Michele is also a Certified
Instructor for Judy Niemeyer
Quilting

Now Order Online
mamquilts.com

The Quilter's Quilter

Heather H

Professional Computerized

Longarm quilting

Linda Gillard

546 Fairford St. E

Moose Jaw

(306) 631-2624

gillardquilting@msn.com

Making your quilt a

"masterpiece"

Large selection of batting and backing incl. minky, fireside + 108" wide cotton and flannel



- .0175 per square inch
- Fast turn around time
- 15 yrs. Of long arm quilting
- Great references
- Top quality threads used

tell the STORY



Many of you have been away this winter.

Would you like to tell us about it?

Just send a short note - 1 or 2 paragraphs - to Deena at newsletterppm@gmail.com. A picture is welcome too.

We'd love to hear from you ...

TINY STITCH



- Quilt Shop Inc. -

24 - 810 Centennial Blvd. Warman, SK S0K 4S1
(306) 384 - 7858 / info@tinystitchquiltshop.com
www.tinystitchquiltshop.com

  FOLLOW US ON INSTAGRAM AND FACEBOOK

Loreen's Sewing School

Children's Sewing Classes

Registered "Kids Can Sew" Instructor

Loreen Yanko, Owner

loreenyanko@gmail.com

95 Dale Cres Regina, Saskatchewan S4N 5J6

306 761-0841



Broderick Garden Centre

50 much more than a garden store!

Quilting Fabric

Pre-cuts

Crafts Supplies

Art Supplies

Quilt Kits

Notions

Yarn

www.broderickgardens.ca

420 Saskatchewan Ave E

Outlook, Sask

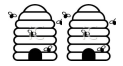
306.867.8999

新年快樂

Happy Chinese New Year



2020
YEAR OF THE RAT



Program

April

We will have a very full program in April ...

 the Mystery Quilt reveal

 Quilters Haven visit our Guild

 and, the Presidents Challenge reveal

Shelby L, Maxine K

U F O
Heather H



A Total to date: 88



B Total to date: 117



C Total to date: 286



D Total to date: 216

NO QUILT QUILTING

Professional Longarm Quilters

Moose Jaw, SK

All our prices are very competitive.

We offer basting to extreme custom work. We offer it all!

With no training session involved, you can just walk in and start to load your quilt.

You can also have us pre-load your quilt for a small charge.

During a one-on-one session of no less than 4 hours, you may choose from many threads, and a large variety of edge to edge designs

- a creation that's all your own.

If you have ever wanted to experience quilting your own quilt on a computerized machine with thousands of edge to edge designs to choose from, we have a plan for you!

We're offering our computerized Gammill Statter longarm machine in a great deal.

This will be a no sweat, and no stress experience

Of course, we still offer quilting for those who want to continue to have us quilt for you.

We also have a large selection of battings, including wide, black, wool/cotton blend, bamboo, 100% natural cotton, 100% cotton bleached white, 80/20 cotton poly, the last 2 being available in Hobbs, and Arctic.

With the lowest prices around, don't hesitate to give us a call to book your spot!

You can call Colleen at 306-631-5303.

Please don't hesitate to call us for any of your longarm needs.





WINTER SALE



PFAFF EXPRESSION 720

MSRP: \$3899.00

SALE: \$2799.00

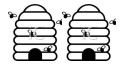


- 1. Colour Touch Screen**
- 2. Large Sewing Space**
- 3. The Original IDT System**
- 4. Exclusive PFAFF Stitch Techniques**
- 5. Exclusive Stitch Creator Features**



3 YEARS EXCLUSIVE MACHINE WARRANTY – NO RAINCHECKS

Northgate Sewing Centre



WORKSHOPS

Heather I., Iris L.

No refunds for workshop fees if unable to attend. You may find someone to take your place or check with the workshop lead to see if there is a waitlist.



All classes will be held at the Sask Abilities Council 825 McDonald St.



Mystery Quilt Completion

March 14, 2020 Instructor: Tannis F

Cost is \$35.00



Dyeing 101

April 4, 2020 - 1 day class

This class will take students through basics on dyes, chemicals and additives while focusing on how to mix and blend colors to get your desired effects. Once you prepare your dyes students will learn immersion dyeing, direct application, and tie-dye. All techniques will be learned through fun projects that students can take home with them.

Cost is \$35.00 Instructor: Leanne C

Kit fee \$10.00 This covers the dye/chemical and bags for the class.

NOTE LOCATION CHANGE class will be at Neil Balkwill Center.

Doors open at 0830.



Before you know it, spring will be here. In the meantime console yourself with a trip to Periwinkle. Stock up on fabric and other supplies for a few more projects while you would rather be inside ... and not in the meadow ... with the deer!

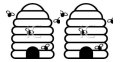


270 - 2600 Eighth St. E., Saskatoon, SK

ph: 306-933-3072 e-mail: periwinkle@sasktel.net

follow us on *instagram* and *facebook*

www.periwinkle.biz



CALL FOR NOMINATIONS Executive & Committee Chairs

March 3, 2020

PPQG is extending an invitation for nominations to all individuals interested in serving on the Executive or Committee Chair roles.

NOMINATION PROCEDURE

- a. The call for nominations shall be sent to all members of the Executive and to each member.
- b. Nominations for positions of Director and Committee Chair shall be received in writing or phone call by the Nominations Committee prior to Tuesday, April 5, 2020.

The 2020 Nominations Committee members:

- **Jymmi Kaye D Chair**
jkdemchuk@accesscomm.ca
- **Renee B**
- **Ruth B**

The following Executive Director positions are now open for nominations:

Title	Term ends
President	2021
Vice-President	2021
Treasurer	2021
Secretary	2021
Membership	2021
Program	2021
Librarian	2021
Workshop	2021
Publicity /Website	2021
Newsletter	2021

In addition to the Executive Director roles, we are also looking for Committee Chairs:

Title	Term ends
50/50	2021
Nominations	2021
Quilt Show Chair (2022)	2022
Retreats	2021
Connecting Threads	2021
UFO	2021



Roles and Responsibility documents are available upon request. Please contact jkdemchuk@accesscomm.ca

Below is an outline of the role and responsibilities of Executive members and the skills and knowledge

- 1. General Board Responsibilities**
 - ensure ethical conduct of the organization
 - ensure financial responsibility and viability of the organization
 - maintain overall stewardship and governance of the organization
- 2. Responsibilities of Executive Members**
 - attend Director meetings
 - attend other meetings as required
 - complete tasks as required from minutes of meetings and other committee tasks
- 3. Time Commitment (Directors)**
 - monthly Director meetings
 - at least 5 - 10 hours per month depending on other roles

Each nomination

- may be submitted in writing – letter, email, text
- may be submitted by phone call – we call you or you call us!

Should you have any questions regarding the PPQG Executive and Chair nomination of individuals, please feel free to contact any member of the committee. Thanks for your diligent attention to this important matter for our organization.

Jymmi Kaye D
Nominations Committee Chair



Betty U

Co-chair of the 50/50 Draw Committee

When I worked at Calico Crafts I took a class from Dawn Ashton. I was hooked. My aunties quilted but we didn't live close and when we were together there were other things going on.

I joined the Guild in 2016 or 2017.

How would you describe your quilting style?

I'd say I'm a traditional quilter. I love to do Art Quilts as well.



What is your best quilting tip?

Don't be afraid to think outside the box. Try something new. Put your own touch on things.

What do you do with the quilts you make?

I usually make quilts for family. I have made a few for others too.

What is the best part of the quilt guild meetings?

I love Show and Share and Program.



I find quilting very therapeutic. It can be frustrating when things aren't going so great but I just walk away and come back later. I especially enjoy the joy that people express when I give them what I have made for them.

Cindy-Rella's Sewing and Quilting



Laura Heine collage quilting
+ more classes available this fall!
See our calendar of classes and
events at www.SewCindy-rella.com

We are an Authorized Bernina, Brother,
Babylock and Handquilter
dealer and repair centre



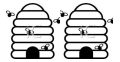
Sign up for classes at:
www.SewCindy-rella.com



1230 St John Street
Regina, SK
(306) 585-2227



Shop precuts at:
www.PrecutStash.com



Message from the Executive Director (edited for brevity and timeliness)

Wow! Hold on to your hats (and not just because it's winter in Canada and the gales they are a blowin') but also because it's a super busy time at CQA/ACC! Let me fill you in on what's been going on over the past month and what lies ahead. And no, it's not the months of snow and cold still on the calendar that I am talking about. I am talking about quilting and CQA/ACC's work to promote and enhance this creative and enjoyable activity in Canada!

So let's get started with items in this newsletter you might like to explore:

* The #52blocks52weeks project has ended however you can check out a virtual quilt show on our website. You will be amazed at the results of this project!

* Following on the heels of the successful #52blocks52weeks quilt along, the Row By Row Quilt Along will be starting in mid February. If you enjoyed the last CQA/ACC quilt along and want to continue or want to try a quilt along for the first time, check out the information on our website.

* The entry form for the CQA/ACC Guild Rosette Invitational Show is open now and closes once the limit of twenty-five eligible quilts have been accepted. Don't delay in entering if you are eligible.

* The online entry form for the Try-a-Triad Challenge is now open. This is for individual members of CQA/ACC and is sure to challenge you! If you haven't already started, why not start today?

LET'S GO!



Bus Trip to Quilt Canada 2020 in Edmonton

You are invited to join us for this three day excursion to Edmonton

Leaving Thursday, June 18, 2020 and returning Sunday, June 20, 2020

The bus will pick up passengers in Regina, Moose Jaw, and Swift Current

Double occupancy room for 3 nights and bus - \$450.00 includes GST

Single occupancy room for 3 nights and bus - \$780.00 includes GST

Includes deluxe coach with WiFi, 3 Star hotel in downtown Edmonton includes hot breakfast. Within walking distance of Quilt Canada

We need a minimum of 40 people to make this work.

Payment in full is needed by April 1, 2020

Please reserve your spot by contacting **Janice Stock**, Canadian Quilters Association Saskatchewan Representative at bjstock@sasktel.net

As always, we look forward to your feedback. Please let us know if you have any suggestions, comments, or question.

Carole McCarville CQA/ACC Executive Director

Loreen's Longarm Quilting Services

Loreen Yanko Owner
loreenyanko@gmail.com

95 Dale Cres
Regina, Saskatchewan S4N 5J6

306 761-0841

Nifty Notions

- LOTS OF BATIKS & TONE-ON-TONES
- THREAD
- ACCESSORIES
- SAMPLES

WIDE BACKING
20% OFF

Call to visit! 306-332-5516
MYRNA SNIDER FORT QU'APPELLE, SK

Sew & Sews

117 Main Street, Carlyle SK

Phone: 306-453-2562

Fun Florals for Spring...

We are stocked up to get you in the mood for SPRING!

**Big City Selection,
Small Town Service!**



www.facebook.com/carlylesewandsews

Open: Monday to Friday 10 to 5



**Longarm Quilting Service and Rental
Quilting Fabrics and Notions...Finished
Artwork**

Dan & Joyce Karau, Owners

1-306-740-0156

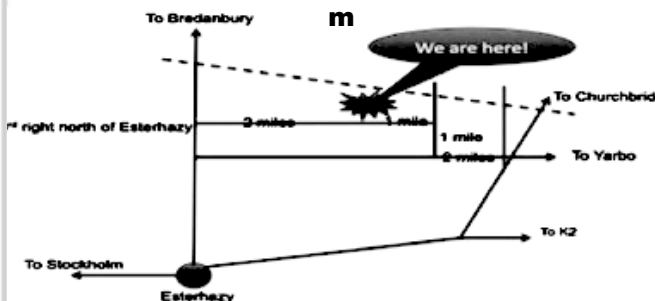
1-306-740-0208

perfect.tension.quilts@gmail.com

Esterhazy, SK

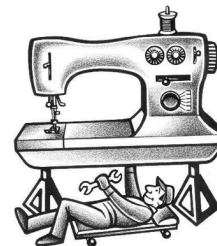
Follow us on Facebook!

www.perfecttensionquilts.wordpress.co



**TREAT YOUR SEWING MACHINE TO A
SPA!**

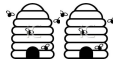
Is your sewing machine telling you it's
time?



Call or text Darcy in Regina
306-501-2771
or email darcyzee@hotmail.com

GREAT RATES!

www.sewingmachinecleaningandrepairs-regina.ca



Guild Table



What: An opportunity to sell your unused quilting fabrics and supplies so that you can turn them into cold hard cash and buy new quilting treasures! Well priced goods can net a significant payout. We will sell your items for a 20% commission that goes back to the Guild. We will also be accepting donations of items from Guild members as a Guild fundraiser.



Things that sell well: quilting fabrics or scraps priced for quick sale; patterns; quilt kits; magazines; quilting books; rulers; etc. All items went quickly at the last Quilt Show, especially books and magazines (no older than 10 years old please). Larger items that were priced for quick sale sold well too.

Where: Evraz Place, Banner Hall, within the area of the Quilt Show, with a visible sign or banner.

When: The quilt show will be held Friday and Saturday May 8 & 9, 2020.



Item Drop off: Sherrill and her Committee will be at Banner Hall on Thursday, May 7th, between 10 - 6 pm to check in your pre-marked items. If this time will not work for you, you can make other arrangements by calling or texting Sherrill @ (639) 915-0314. You will need to mark and record your own items so be prepared to take the time!! Please mark items in amounts of \$2 or higher. We will use the double tag approach again, plus record sheets with your vendor number and desired price on them. To make effective tags, simply sew a line of holes along the long side of an index card and cut your tags, marking on both your vendor number and your desired price.



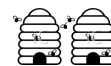
Contact Sherrill to get your “vendor number” and the forms early so that you can do this at home.

Unsold Item Pick up: Saturday, May 9th - anytime after 6:00 pm. You will be given your sale amounts in envelopes, less the 20% Guild commission, at the June 2020 Guild meeting.

Things to Think About: if you are offering goods for sale, please consider volunteering for a shift at the Guild Table (it is fun anyway!). Don't be afraid to bring larger items – we have even sold sewing machines in the past! FQs and yardage sells better when presented in Ziploc bags; many Ziploc bags also have a white space that you can mark your price and vendor number on. Larger clear plastic food trays also display nicely. Coordinated grouped FQs sold well. Packing tape, painter's tape and masking tape usually sticks well but not always. If you are using stick-on labels, test them at home to make sure they stick! If we don't know who owns it, we can't sell it! Good quality scraps can be sold in larger zip lock bags.

Suggested prices (NOT written in stone!): Four or five magazines tied up with curly ribbon sold for \$3.00; Patterns \$2 each or up to 50% off retail price; Fat Quarters \$1-2 each depending on quality – remember that some vendors will be selling theirs for \$2.00+; Older books \$3 or \$4 and newer books can sell for up to 50% off retail price. Donated books, magazines, and yardage are great Guild fundraisers if you choose to donate them.

Looking forward to seeing you at the Quilt Show!



Quilt Show Penny Parade Donations

We are looking at the following categories of baskets:
Baby, Food/drink, Floral/spring, Christmas, kids, seasonal, sports, Diva/pamper Me, We are looking for quilting sewing items but also items in those categories.

You can give the items to Betty and Sheree at the 50/50 table.

Thank you for the support!



Do you know some?

FABULOUS SPONSORS!

Are you one of them?

Sponsorships, donations - large or small - are all very welcome!

Have a chat with Iris L to see how you can help...



Tickets available from Sally B.



FUN FUN FUN

THREE WAYS TO SIGN-UP!

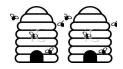
1. Sign at a meeting. TONIGHT!
2. View the spots available on our website and send an email to newsletterppm@gmail.com to request a timeslot.
3. Call Deena 306-757-6216 and request a timeslot.



Brother NS80E Design Star 2 Sewing Machine Model #NS80E

Donated for a raffle at the show by:






Registration Information

How to Enter

One – Send in your entry form

Please send your entry form, along with disclaimer of responsibility and entry fee (if applicable) no later than April 10, 2020, register online at www.prairiepiecemaker.com or mail to Prairie Piecemakers Quilters' Guild Inc. Box 33043, Cathedral P.O. Regina, SK S4T 7X2

20/20
Endless Visions



When we receive your entry form, we'll send you a Quilt ID Tag and a Claim Tag. Quilters who are not members of our guild must enclose an entry fee of \$15 to cover all of your entries. There is no limit to the number of entries per person. Please choose your category carefully to ensure that quilts are judged and displayed in the most appropriate category.

Two – Create your quilt and package it

Complete your quilt, and package it in a fabric bag. Label the back of the quilt and the bag clearly with your name, address, and phone number – include the Quilt ID Tag.

Three – Drop off or send your quilt - Please deliver your quilt between 7 pm and 9 pm Monday May 4, 2020.

Drop off locations will be provided to entrant upon receipt of show entry.

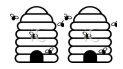
If you live outside Regina you may mail or courier your quilts to Shelley Kloczko by May 1st. Request the mailing address by e-mail (ppqgreg@gmail.com) or by phone 306-585-3449. Regina quilters, if you are unable to deliver your pieces during the specified time, please make alternate arrangements.

Four – claim your quilts

Quilts must be picked up at the Queensbury Convention Centre, Banner Hall on Saturday May 9 between 5 pm and 5:30 pm unless alternate arrangements have been made.

Questions about entries? Contact Tannis Fahlman, 306-761-0745 or e-mail Shelley at ppqgreg@gmail.com

More information about our 20/20 Endless Visions Quilt Show, categories, and vendor market can be found at www.prairiepiecemaker.com



Registration Information



Entry Form

(Submit by April 10 with Disclaimer of Responsibility and entry fee, if applicable.)

Please complete an entry form for each quilt entered.

Exhibitor's Name: _____

Phone: _____ Email: _____

Quilt Name: _____

Pattern Source: _____

Top made by: _____

Quilted by: _____

Category # and Name: _____

Size in inches width: _____ length: _____

Non-member \$15 entry fee to cover all entries enclosed? Yes/No

(Please make cheque payable to Prairie Piecemakers Quilters' Guild)

Age of Quilter if in New Generation Quilters category: _____

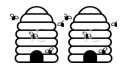
Yes/No Permission is given for a photograph of this piece to be used for future guild promotion or placed

Yes/No I request that my quilt be shipped back to me. I will enclose return postage with my entry

Story of quilt (pattern, inspiration, who the quilt was made for, etc.) Note: Your story may be edited for display card at the show. Continue your story on the back if necessary.

Disclaimer of Responsibility - Reasonable care will be taken by the Quilt Show Committee to ensure the safety of all entries during the quilt show. Entrants are responsible for their own insurance. I hereby agree that neither The Prairie Piecemakers Quilters' Guild nor Evraz Place shall be held responsible for any theft, loss or damage to any article I submit into this show.

Exhibitor's Signature: _____ Date: _____



TO THOSE WHO HAVE ALREADY VOLUNTEERED!

Below are the Quilt Show volunteer opportunities as of March 3 2020.
Please contact Deena at newsletterppm@gmail.com
or 306-757-6216 to sign up.



- | | |
|--|---|
| <p>1. Quilt Registration: Lead: Shelley K
Tuesday, May 5
Need: 1 Drop off location</p> <p>2. Judging: Lead: Tannis F
Wednesday, May 6
Morning: Need: 3
Afternoon: Need: 6
FILLED: 4 Scribes recruited by Tannis</p> <p>3. Show Set-Up: Lead: Jymmi Kaye D
Thursday, May 7: 8:00 - 4:00 (20 positions)
Need: 11</p> <p>4. Vendor Set-up: Lead: Joanne H/Mary F
Thursday, May 7: Morning and Afternoon
8:00 - 12:00 Need: 1
1:00 - 4:00 Need: FILLED</p> <p>5. Admissions: Lead: Lynne W
Friday, May 8
9:30 - 11:30 Need: FILLED
11:30 - 1:00 Need: 1
1:00 - 3:00 Need: 1
3:00 - 5:00 Need: FILLED
5:00 - 7:00 Need: 1
Saturday, May 9
9:30 - 11:30 Need: 1
11:30 - 1:00 Need: 1
1:00 - 3:00 Need: FILLED
3:00 - 5:00 Need: FILLED</p> <p>6. Guild Table: Lead: Sherrill Anne T
Thursday, May 7:
3:00 - 6:00 Need: 2
Friday, May 8
9:30 - 12:00 Need: FILLED
12:00 - 2:30 Need: FILLED
2:30 - 5:00 Need: 1
5:00 - 7:00 Need: 4
Saturday, May 9
9:30 - 12:00 Need: FILLED
12:00 - 2:30 Need: 3
2:30 - 5:00 Need: 2</p> <p>7. Penny Parade: Lead: Betty U./ Sheree S.
Friday, May 8
9:30 - 11:30 Need: FILLED
11:30 - 1:00 Need: 1
1:00 - 3:00 Need: 1
3:00 - 5:00 Need: 2
5:00 - 7:00 Need: 2</p> | <p>Saturday, May 9
9:30 - 11:30 Need: FILLED
11:30-1:00 Need: 1
1:00-3:00 Need: 2
3:00-5:00 Need: 2</p> <p>8. Raffle Ticket Sales: Lead: Sally B
Friday, May 8
9:30-11:30 Need: 2
11:30-1:00 Need: FILLED
1:00-3:00 Need: FILLED
3:00-5:00 Need: FILLED
5:00-7:00 Need: 1
Saturday, May 9
9:30 - 11:30 Need: 1
11:30 - 1:00 Need: 1
1:00 - 3:00 Need: 1
3:00 - 5:00 Need: 1</p> <p>9. White Glove: Lead: Shelby L
Friday, May 8
9:30 - 11:30 Need: FILLED
11:30 - 1:00 Need: FILLED
1:00 - 3:00 Need: FILLED
3:00 - 5:00 Need: 2
5:00 - 7:00 Need: 2
Saturday, May 9
9:30 - 11:30 Need: 1
11:30 - 1:00 Need: 2
1:00 - 3:00 Need: 1
3:00 - 5:00 Need: FILLED</p> <p>10. Floater Volunteers: Lead: Deena A.
Friday, May 8
9:30 - 11:30 Need: FILLED
11:30 - 1:00 Need: 1
1:00 - 3:00 Need: 1
3:00 - 5:00 Need: 1
5:00 - 7:00 Need: 1
Saturday, May 9
9:45 - 11:30 Need: 1
11:30 - 1:00 Need: 1
1:00 - 3:00 Need: 1
3:00 - 5:00 Need: 1</p> <p>11. Show Dismantling: Lead: Jymmi Kaye D
4:30 to completion
Saturday, May 9 Need: 15</p> |
|--|---|

THINGS TO KNOW:

1. You pay for one day admittance & get one day free.
2. Register and pay at the Admissions Desk-wear a volunteer lanyard.
3. Bring drink and/or snack with you. Comfortable shoes!
4. You will enjoy yourself immensely.



Ignite

OKANAGAN QUILTING RETREAT

Quilter on Fire and the Summerland Waterfront Resort & Spa present:
The IGNITE Okanagan Quilting Retreat
 In the Lakeview Creative Room calmly resting on the picturesque Lake Okanagan waterfront, you'll be surrounded by new quilting friends, inspiring stories, mini demos, show and tell and so much more.
 It will be a peaceful, luxury quilting experience you'll never forget.
 November 5 - 9, 2020
 Summerland Waterfront Resort & Spa
 Prices starting at \$1032 pp based on double occupancy (includes 4 nights, food & events)
 Contact brandy@quilteronfire.com or call 1-250-718-1718 to REGISTER TODAY

 *Quilter on Fire*



Sew Materialistic

Come check out the huge selection of 100% quilter's cotton on for \$9.00/m. and our newly expanded selection of quilter's cotton, wide-backs and flannels.

223 3 St N C, Nipawin, SK S0E 1E0
 306-862-9789

<https://www.facebook.com/sewmaterialisticnipawin>




half yard
 QUILTING STUDIO

Half Yard Quilting Studio is a well lit space nestled in my backyard in a quiet neighborhood. We have two APQS long arm machines, that you can rent or bring your quilt in to have quilted.

We carry a large assortment of wide backings, 108" cotton, 60" and 90" plush and 60" Fireside. Batting available as well

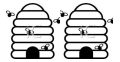
**Tuesday - Wednesday - Thursday
 10am - 5pm
 Or by appointment
 Text, call or email**
It's always recommended you check to see if I'm in before stopping by

**Quick turnaround
 Can accommodate rush orders!**

 **APQS**
 AUTHORIZED DEALER

shelley@halfyardquiltingstudio.ca
www.halfyardquiltingstudio.ca
[halfyardquiltingstudio/facebook](https://www.facebook.com/halfyardquiltingstudio/)
[@halfyardquilting/IG](https://www.instagram.com/halfyardquilting/)

1166 Grafton Ave. Moose Jaw, SK S6H 3S5 **306.684.4046**



Bonnie R Linda W Debbie W Kathy W Wendy S

Debbie W. has found us three books on strips and strings: **Stripology Mixology**, **Classic to Contemporary String Quilts**, **Strip-Pieced Bargello** and one maverick, **Quilt As-You-Go Made Vintage**.

Quilt As-You-Go Made Vintage by Jera Brandvig. The cover promises “51 Blocks, 9 Projects, 3 Joining Methods.” Method 1 is Block to Block Assembly where you make a block, quilt it directly onto batting, trim and sew to the next block, pressing seams open. There is no sashing in this type of quilt. Method 2 is Joining Strips on the Front; the strips will look like sashing. Method 3 is Joining Strips on the Front and Back; in this method you quilt all three layers (block, batting, backing) and then using strips on the front and back, put the blocks together.

In **Stripology Mixology**, the author Gudrun Erla gives us both quilt patterns and quilting methods along with drink mix recipes, but to me the best part of the book is how she uses her 1 ½” and 2 ½” strips and 5” and 10” squares to create eye-popping quilts. This is a keeper. In addition to the how-tos, she gives you the fabric needed and blocks need for crib, lap, twin/full, queen and king quilts. Best of all—lots of straight lines which is my first love in quilting. In “Camilla, the basic block is shown in 5 separate layouts”.

Classic to Contemporary String Quilts by Mary M. Hogan has something for everyone: if you like classic, like Dresden Plate, you can do it with strings. If you like modern, there are blocks with lots of negative space accented by strings. And if you like just plain chaos, there are strings (crooked strings, disappearing strings, selvage strings, pieced strings and skinny strings) to assist. There are 13 projects which include table toppers, wall hangings, and quilts.*

And finally, **Strip-Pieced Bargello Dynamic Quilts Step by Step** by Judith Steele. Have you ever admired a Bargello quilt for its beauty and intricacy and then backed away from doing your own because of the teeny little pieces? With this book and the author’s unique method of sewing the strips together and then making a tube of the strings (the book’s illustrations make it much clearer) followed by cutting the tube crosswise and then making new strips by unpicking different seams and you have your Bargello.



Bonnie R
Library Committee

Quilters Haven

422 Main Street North
Moose Jaw S6H 3K2
306-693-8523

email: quiltershaveninc@sasktel.net
website: quiltershaveninc.ca

*If you LIKE us on FACEBOOK you can keep up to date with all the current happenings in our shop.
Heather, Arlyce & Staff at Quilters Haven*

Colleen’s Quilting

Longarm Quilting Service

Colleen Matheson 290 Qu’Appelle Drive West
mathesonc@sasktel.net Lumsden, Saskatchewan
306 731-3603 SoG 3Co
APQS Millennium

MARCH 14, 2020

11AM - 4PM

**FABRIC
SALE**

HOSTED BY YOUR
LOCAL FABRIC
HOARDERS!

**CATHEDRAL
COMMUNITY CENTRE
2900 13TH AVE
REGINA, SK**

"For Everything there is a Season"

Prairie Patches Quilt Show

Davidson SK

Davidson Town Hall
206 Washington Street

Saturday, April 18
10 -4 pm

Merchant Mall
Guild Boutique
Quilt Raffle
Demonstrations

Spring Bouquet of Quilts VIII

Weyburn Crocus Quilters Guild

2020 Quilt Show

April 24, 25

<https://www.facebook.com/pg/Crocusquilters/posts/>



Prairie Patchworkers Quilt Show

The Heart of the Prairies
From Bolts to Bindings!

April 24, 2020 @ 10 am - 8 pm
April 25, 2020 @ 10 am - 4 pm

St. Augustine Parish Hall
809 10 St
Humboldt, SK S0K 2A1

<https://canadianquilter.com/event/prairie-patchworkers-quilt-show/>



34th Annual
HOMESPUN
CRAFT SHOW &
SALE

"The biggest little craft show in Saskatchewan"
September 19 & 20, 2020 Carlyle Sask

18th Annual Quilt Show
Carlyle Memorial Hall

Sept 19, 2020 @ 10 am - 5 pm
Sept 20, 2020 @ 10 am - 3 pm

(source: Country Register Feb/March issue 2020 pg 14)

Quilt Reflections 2020

Winnipeg Manitoba April 17: 1:00 PM - 8:00 PM
Canad Inns Polo Park April 18: 9:00 AM - 5:00 PM
April 19: 11:00 AM - 5:00 PM

<https://www.travelmanitoba.com/event/quilt-reflections-2020/60728/>



come celebrate us receiving our

PHD'S
projects half done

Torquay Catholic Church
Sunday June 7, 2020
1-4:30 pm

admission \$5 program starts at 1:30 pm

email marcottecolleen@live.ca
acmarcotte@sasktel.net

sorry not wheelchair accessible

Southwest Quilters Guild

Quilt Show
April 24 & 25
10 am - 4 pm

Swift Current SK
Palliser Pavillion (Exhibition Grounds)
Special Presentations Sat at 2 pm

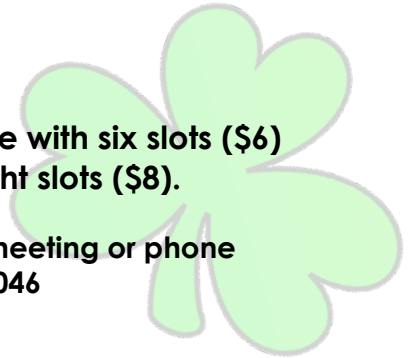
(source: Country Register Feb/March issue 2020 pg 6)

CLASSIFIED

Ads

Wooden ruler racks, one with six slots (\$6) and one with eight slots (\$8).

Contact Mary F at the meeting or phone 306.546.3046



The History of National Quilting Day

In 1989, the Kentucky Heritage Quilt Society organized a “Quilters’ Day Out” on the third Saturday of March to celebrate the rich tradition of quiltmaking in Kentucky. In 1991, National Quilting Association officers were so enthused with the concept and success of “Quilters’ Day Out” that they voted to take it to a national level.

<https://quiltalliance.org/nationalquiltingday/>

<https://drive.google.com/file/d/0B1l7fDoF0zvoNFdsN1BfZ09BYjg/view>

In Canada: <http://www.londonmodernquiltguildcanada.com>



<https://www.exploratoriu.m.edu/pi>
<https://www.piday.org>

Saturday, March 14 Pi (π) Day 2020

Founded in 1988 at the Exploratorium, Pi (π) Day has become an international holiday, celebrated live and online all around the world. The numbers in the date (3/14) match the first three digits of the mathematical constant pi (π).



All are welcome at the First Nations University of Canada Annual Spring Celebration Powwow April 18 & 19, 2020

FIRST NATIONS UNIVERSITY OF CANADA ANNUAL SPRING CELEBRATION POWWOW

<https://www.fnunivpowwow.ca/tickets>



Saturday, March 7, 2020 at the Casino Regina Show Lounge

Fundraiser



Tuesday, March 17, 2020

<https://www.cbc.ca/books/canadareads>



MACKENZIE ART GALLERY

INTERNATIONAL WOMEN’S DAY CELEBRATION SUNDAY, 8 MARCH

1 – 3 PM | MacKenzie Art Gallery | Women & Feminine Space 3:15 PM | Albert St Bridge | All are welcome

<https://mackenzie.art/event/international-womens-day-celebration/>

Prairie Piecemakers Quilters' Guild Regular Monthly Meeting Agenda March 3, 2020

Welcome	
Program: Torquay Quilt Show	Shelby
Call to order	Shelley
Approval of February 4 minutes	Shelley
Auditor	Marlene
Workshops	Heather I.
Library	Bonnie
Show and Share	Shelley
Break	
Nominations Committee	Jymmi Kaye
Quilt Show (raffle tickets, sponsorship)	Tannis, Sally, Iris
Mystery Quilt	Tannis
Membership	Cheryl
Door Prizes	Shelley
50/50 Draw	Betty/Sheree

2020

Mar

S	M	T	W	T	F	S
1	2	3	4	5	6	7
8	9	10	11	12	13	14
15	16	17	18	19	20	21
22	23	24	25	26	27	28
29	30	31				

2020

Apr

S	M	T	W	T	F	S
			1	2	3	4
5	6	7	8	9	10	11
12	13	14	15	16	17	18
19	20	21	22	23	24	25
26	27	28	29	30		



Time Change 2020 in Canada

Mar 8, 2020 2:00 am

Daylight Saving Time Starts

<https://www.timeanddate.com/time/change/canada/saskatchewan>

Prairie Piecemakers Quilters' Guild Minutes Regular Monthly Meeting – February 4, 2020

Welcome and Call to Order – Shelley K called the meeting to order at 7:00 p.m.

Approval of Jan 7, 2020 Meeting Minutes – Corrections to the minutes of the January, 7, 2020 meeting minutes was the date change from November 5, 2019 to the January 7, 2020. Minutes approved.

Nomination - Shelley K thanked the current Executive members who have decided to step down from their executive positions. She announced nominations for President, Vice-President, Secretary, Program, Workshop and Website/Publicity will be open. Jimmie-Kaye volunteered to chair the Nomination committee with two others.

Announcements – Shelley K advised that an email was sent to CQA about our intention to participate in the Gateway to Adventure Challenge. Projects will be shown at the April Guild meeting and one will be selected to be sent from our Guild.

Workshops – Heather I. advised that the February 8 Tool Tote workshop will be led by Renee B. - cost \$35.00. The workshop for March 14 is the Mystery Quilt Completion led by Tannis F – cost \$35.00. The Apr 4 workshop will be a Dyeing workshop with Leanne at the Neil Balkwell Centre.

Quilt Show - Tannis F reported sign-up sheets for volunteers are available at tonight's meeting as well, members can contact Deena Arthur by email or phone to volunteer. Deena is encouraging new members to volunteer, a free second day of admission is offered to

volunteers. Tannis is asking for scribes to write really fast during the judging on Wed, May 5th from 9 am to the end of judging that day. The following volunteered, Bonnie R, Ruth B, Jimmi Kaye D, Maxine K, Heather I, Sharon, Terri F, Lynn and Sherrill T. Tannis will send out an email to set up a schedule. Website for quilt registration is open, only 2 quilts are registered so far. Paper copies of the submission form available at the meetings and on-line. Iris L and Jackie have sponsorship kits and posters available for distribution.

Shelley asked for quilt drop-off locations, no pets, no smoking. Tannis F, Bonnie R and Jimmy Kaye D volunteered. Raffle tickets are available from Sally.

Mystery Quilt – Tannis and Shelley showed the last block. March meeting will be the reveal.

Program - Tannis F on her process of Quilting Design.

UFO Challenge – Shelley arranged the UFO teams to meet and discuss progress as well as how members can support each other.

Guild Table at Quilt Show - Vendor numbers are available from Sherrill T for anyone wanting to sell items at the Guild Table.

Membership – Cheryl A advised that there were 68 members (including 1 new member) and 1 guest.

Door Prizes – Kathy K, Carol G, Bonnie R.

50/50 Draw – Winner of \$70.00 was Ruth B.

Adjournment – Meeting was adjourned by Shelley K at 8:22 p.m.

Next meeting is March 3, 2020.

Advertising Information

The Prairie Piecemakers Quilters' Guild is entering its twenty-seventh year as an incorporated organization, serving quilters, promoting the quilting arts and supporting the development of quilting in Regina. Your advertisement is an effective way to reach a local and a broader audience of quilters:

Local audience: the Prairie Piecemakers Quilters' Guild publishes 10 newsletters each year, monthly from September through June. The newsletter is distributed to all Guild members (currently 128 members and growing).

Extended audience: advertisers in the newsletter are recognized on the Guild website (www.prairiepiecemaker.com) with a link to their website and/or contact information.

Each newsletter is posted on the Guild website and remains available for public download through the newsletter archive.

Timelines:

Advertisers should send their advertisement copy to the editor of the guild newsletter two weeks before the end of the month prior to the next issue of the newsletter. Please see the Guild website for our Advertising Guidelines.

Contact:

Inside the Guild Newsletter Editor
Prairie Piecemakers Quilters' Guild
Box 33043, Cathedral P.O.
Regina, SK S4T 7X2
Telephone: 306-584-9509
Email: newsletterppm@gmail.com
Website: www.prairiepiecemaker.com

Want to join the Guild?

Visitors and new members at all levels of quilting are welcome.

Guild membership consists of quilters of varying ages and abilities who share a great appreciation for the art of quilting and the fabric used to piece the quilts together:

- The membership year runs from July 1 to June 30 of the following year.
- New members are welcome at any time during the quilting season.

The Guild is a member of the Canadian Quilters' Association.

Please contact us by email at ppmqguild@gmail.com, through the website, or directly to a Membership Committee member (pg. 2).

Inside the Guild

Commercial Advertising Rates

Single Issue Rate			Full Year
Category	Size	Rate	Rate
Full page	7.5" x 10"	\$50.00	\$250.00
Half page (horizontal)	7.5" x 5"	\$25.00	\$125.00
Half page (vertical)	10" x 3.75"	\$25.00	\$125.00
Quarter page	3.75" x 5"	\$16.00	\$80.00
Business card	3.75" x 2.5"	\$8.00	\$40.00

Non-Commercial **Classified** Advertising Rates

Advertisements must be sewing, quilting, or fibre art related. 1/4-page and 1/2-page advertisements, containing a photo, a graphic, or an image are to be in .pdf, MSWord, or .jpeg format (ready for insertion) and sent to newsletterppm@gmail.com. Include your complete contact information.

Please make your cheque payable, in the correct amount, to PPQG and forward it to Prairie Piecemakers Quilters' Guild, Box 33043, Cathedral PO, Regina, SK. S4T 7X2.

Advertisement Sizes	Guild Member	Non-Guild Member
	Per issue	Per issue
Classified Ads of 50 words or less - no photo, graphics, or images	FREE maximum insertion 3 months	\$8.00
1/4 page	\$5.00	\$16.00
1/2 page	\$10.00	\$25.00

Except where noted, all graphics are from Google Images.

Privacy of Information: As a public organization, the Prairie Piece Makers Quilters' Guild, Inc. (PPQG) is compelled to abide by the Canadian rules applying to the Privacy of Information. We cannot share information about members without this consent. The personal information collected consists of name, address, telephone number, and email address and is used to contact members for Guild business. As the Guild's membership form does not specifically ask members if they will allow their names to be published in the newsletter, the newsletter will not publish full names, excepting for the executive and committee chairpersons, who have signed disclaimer forms for the editor or when expressed permission is provided. When submitting articles for the *Inside the Guild* newsletter, please state as to whether you will allow your full name to be published in the newsletter print format, available at Guild meetings and the online copy published on the Guild's website. *Thank you.*