

# Prairie Piecemakers Quilters' Guild

## Inside the Guild

Website: [www.prairiepiecemaker.com](http://www.prairiepiecemaker.com)



Issue 2021-06

rain



rain



Guild Officers and Directors

President: Sharon G

Vice President: Tannis F

Secretary: Shelley K

Treasurer: Marlene SC

Guild Committees with Directors\*

Library Committee:

Bonnie R\*  
Linda W; 2 pending

Newsletter/Advertising:

*newsletterppm@gmail.com*  
Deena A\*  
Frances L

**Proofreading:** Frances L & Mary F

Program Committee:

Shelby L\*

Website/Promotions Committee:

Jymmi Kaye D  
*ppmqguild@gmail.com*

Workshop Committee:

Heather I\*

Membership Committee:

Cheryl A\*  
Aline M

Guild Committees

50/50 Draw Committee:

Sheree S; Betty U

Retreats:

Shannon B\*  
Jacquie B.

UFO's:

Renee B

Connecting Threads:

Marlene SC

Facebook Page: Jymmi Kaye D

Meeting Dates  
2020-2021

September 1, 2020  
October 6, 2020  
November 3, 2020  
December 1, 2020  
January 5, 2021  
February 2, 2021  
March 2, 2021  
April 6, 2021  
May 4, 2021  
June 1, 2021

DISCLAIMER

Information contained herein regarding any specific person, commercial product, or service by trade name, trademark, manufacturer, or otherwise, does not constitute or imply its endorsement, recommendation, or favouring by Prairie Piecemakers Quilters' Guild or it's directors.

Want to join the Guild? Information on last page.

Currently meeting online only.

Monthly Meetings

First Tuesday of month:  
September to June, 7 to 9 pm

Good Shepherd Lutheran Church  
3825 Hillsdale Street  
Regina SK S4S 3Y5

Website: [www.prairiepiecemaker.com](http://www.prairiepiecemaker.com)

Facebook: **Prairie Piecemaker Quilters' Guild**

Newsletter: [newsletterppm@gmail.com](mailto:newsletterppm@gmail.com)

Email: [ppmqguild@gmail.com](mailto:ppmqguild@gmail.com)

Copyright: Prairie Piecemakers Quilters' Guild Inc.





## President's Message

June marks the start of summer, but a year-end for our board. And this month I'd like to extend a thank you our all our board members for their service. Stepping off the board are Shelby L, Heather I, and Shelley K. In the positions of program, workshop and secretary respectively. Together these three have dedicated years of guidance and stewardship to help with the ongoing success of the Prairie Piecemakers Quilters Guild.

Thank you Heather, Shelby and Shelley!

And of course, I have to thank our stalwart board members - Marlene SC as treasurer and head of Connecting Threads, who is always one step ahead and has an incredible institutional memory. Deena A who pours her heart and soul into our incredible monthly newsletter. Despite the pandemic the newsletter is bigger than ever. Cheryl A who is the friendliest person you'll ever meet - which makes her perfect to be in charge of membership. Bonnie R, as the member in charge of our library she may not have been as busy since April 2020, but just watch her go once we are back together! Jymmi Kaye D with website and social media has brought fresh ideas, great insight and a wealth of knowledge when it comes to not-for-profit organizations like ours. Tannis F, our spark plug vice-president - who can plan a great party, even in a pandemic. With any luck, she'll get to plan a quilt show in 2022.

As some people leave, others are joining us. We welcome Linda B who is taking over program. Aline M who is taking on workshops, and Beth H will take over the position of secretary. We're excited to welcome the three of you.

I'd also like to extend a special thank you to Frances L who is stepping down from helping Deena A on the newsletter. Frances took over advertising arm of the newsletter for the past few years. She has brought us many new advertisers, particularly this year, which is quite a feat during a pandemic. Thank you for your work! Frances, along with Mary F. have also been our proofreaders for the monthly newsletter. I look forward to working with all of you over the coming year!

I'd also like to give a big shout out to Renee B, Betty U, Sheree S, Shannon B, Jacquie B, Roanne D, and Mary F for their work on committees or assisting board members.

And finally a big round of applause to all our members who have attended when possible, and stuck with the Prairie Piecemakers during these unusual times.

**I hope you have a great summer, and hopefully we'll be able to meet in person in the fall.**

**Sharon G**

*(Editor's note: A big thank you from everyone to Sharon for all her work in steering us safely through this past year. We really appreciate you sharing your precious time!)*

*Introducing!*



One of a kind,  
Limited-edition,  
In a class of it's own  
Custom-made,  
Fashionable,  
Work of art,  
Enamel pin!

**\$5.95ea**

OWN A PIECE OF  *Peachtree Quilt Shop* HISTORY!  
\$2.00 from every pin goes to a local charity



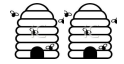
Northgate Sewing Centre |



*Peachtree Quilt Shop*

140 ALBERT ST. REGINA, SK S4R 2N2





**Prairie Piecemakers Quilters' Guild – Regina, Saskatchewan**

**Membership Form for September 2021 to June 2022**

Annual membership fee is **\$35.00**. New memberships are pro-rated through the year; please ask the Membership Chair for the current fees.

Cheques should be made payable to: Prairie Piecemakers Quilters' Guild (or PPQG).

**PLEASE PRINT**

Date: \_\_\_\_\_ Renewing Member \_\_\_ New Member \_\_\_

Name: \_\_\_\_\_

Mailing Address: \_\_\_\_\_

City: \_\_\_\_\_ Postal Code: \_\_\_\_\_ Phone: \_\_\_\_\_

Email: \_\_\_\_\_ Cell Phone: \_\_\_\_\_

**PPQG - Notification for Collection and Use of Personal Information**

In accordance with the Personal Information Protection Act and CASL legislation, any personal information collected or requested on this membership form will be used by the Prairie Piecemakers Quilters' Guild (hereafter referred to as the "Guild"). Only for the purposes of:

- a) maintaining a list of members of the Guild as defined in the PPQG constitution
- b) maintaining a mail and/or email distribution list for the purpose of distributing Guild related communications
- c) maintaining a membership list to be given out to the Executive of the Guild and to other members of the Guild as deemed reasonable and/or necessary by the Membership Chair.

***Saskatchewan's Personal Privacy Protection Act:***

- I do  I do not consent for my contact information to be included in the membership list for the purposes described above.

**Print Name** \_\_\_\_\_ **Signature** \_\_\_\_\_

If you have any **questions**, contact Membership Committee through the Prairie Piecemakers Quilters' Guild web site [www.prairiepiecemaker.com](http://www.prairiepiecemaker.com)

# Loreen's Longarm Quilting Services

Loreen Yanko Owner  
loreenyanko@gmail.com

95 Dale Cres  
Regina, Saskatchewan S4N 5J6  
306 761-0841



Up Yur Quilt

Fabric  
Patterns  
Books  
Notions  
& more!

Online shopping at [www.upyurquilt.ca](http://www.upyurquilt.ca)  
St. Catharines, Ontario, (905) 938-1462.



**TINY STITCH**

- Quilt Shop Inc. -

24 - 810 Centennial Blvd. Warman, SK S0K 4S1  
(306) 384 - 7858 / [info@tinystitchquiltshop.com](mailto:info@tinystitchquiltshop.com)  
[www.tinystitchquiltshop.com](http://www.tinystitchquiltshop.com)

  FOLLOW US ON INSTAGRAM AND FACEBOOK

# Colleen's Quilting

Longarm Quilting Service

Colleen Matheson 290 Qu'Appelle Drive West  
[mathesonc@sasktel.net](mailto:mathesonc@sasktel.net) Lumsden, Saskatchewan  
306 731-3603 SoG 3Co  
APQS Millennium



Sew Materialistic – The Farmhouse Edition is exclusively an online web store which is owned and operated by Cindy Tyson, the owner of Sew Materialistic – Brick and

This webstore is being operated independently of the retail store featuring products inclusive to it alone.

Cindy was already a retailer and decided due to COVID in 2020 that an online platform was necessary to try and survive this new retail landscape. Cindy is a farm wife and actively involved on the farm which is four hours away from her Brick and Mortar location

Cindy is an avid quilter, discovering her love for it after taking her first class in Saskatoon in 2016!

Sew Materialistic – The Farmhouse Edition will be operated from Cindy's Farmhouse

Facebook: [www.facebook.com/](http://www.facebook.com/)  
Instagram: [www.instagram.com/](http://www.instagram.com/)

Handles (same for both): @sewmaterialistic.thefarmhouse



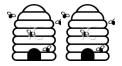
Kits

**Glorious & Free**

Quilter on Fire  
Pattern Directions  
Step One - Half Square Triangles

**NOW AVAILABLE**

[www.quilteronfire.com](http://www.quilteronfire.com)



Program

Shelby L



Ink Tense Pencils



Heather I.



Pause



Bonnie R Linda W

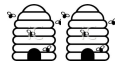
Newsletter

Thank You!

A Community of Quilters.

Thanks for all the great contributions to the newsletter this year.

Deena A., Frances L.& Mary F.



# President's Challenge 2021

*Breakfast at Tiffany's*

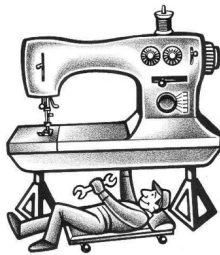
Are you ready to reveal your creation?

June 1st meeting



## TREAT YOUR SEWING MACHINE TO A SPA!

Is your sewing machine telling you it's time?



Call or text Darcy in Regina **306-501-2771**  
or email [darcyzee@hotmail.com](mailto:darcyzee@hotmail.com)

**GREAT RATES!**

[www.sewingmachinecleaningandrepairs-regina.ca](http://www.sewingmachinecleaningandrepairs-regina.ca)

Angela Denys 306.421.3083

[Angela@GypsySoulFabrics.ca](mailto:Angela@GypsySoulFabrics.ca)

*Gypsy Soul Fabrics*  
[www.GypsySoulFabrics.ca](http://www.GypsySoulFabrics.ca)

**TERRY WHITMAN**

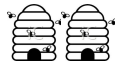
Custom Longarm Quilter

1-304-634-4603

Box 1586, Estevan SK S4A 2L7  
[gary.whitman@sasktel.net](mailto:gary.whitman@sasktel.net)







Take note

Prairie Peacemakers Fall Dallas Valley Quilters Retreat

**Oct 14 – 17, 2021**

Given the current limitations of Sask Health Guidelines (and we understand they will change) we are setting the amount of people for the Fall retreat to 20 participants – so that each quilter has a single room and sewing station with required spacing.

At 20 people this event will pay for itself so the fees may be slightly higher but we do need a minimum of 20 participants for the event to proceed. Estimated cost per person based on 20 participants is \$350.00 per person - This is only an estimate.

If guidelines, vaccinations, etc go well, this event could increase to 30 participants and shared rooms will be come available and costs will be slightly decreased. Our intention is to follow ALL Sask Health Guidelines to make this a safe space for all participants.



**At the present time I have received less than 20 names and since it is less than 20, they will automatically be lottery winners. I have replied to each email so that you know I have received it and that means you are in!!!! (Dot L. and Penny F. you are both in.)**

I will still be accepting names until the middle of August - Send your name/phone number in an email to [saskgirl1971@gmail.com](mailto:saskgirl1971@gmail.com)

If we do not reach 20 members by middle of August then we will open to other guilds, family and friends to fill the seats so that the event can proceed.

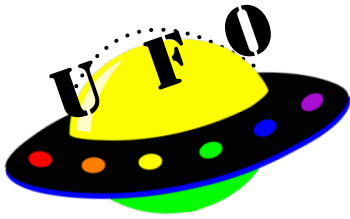
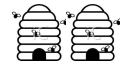
All participants will be contacted by the middle of August to confirm their participation.

Deposits will not be required at this time – Full payment will need to be paid by Oct 5<sup>th</sup> guild meeting.

Sask Health guidelines will be followed at the retreat venue whatever they may be at that time – masks in common areas, work space set up, etc.

Forms will be sent out at a later date closer to the retreat - as well a reminder that full payment for the retreat is due by Oct 5<sup>th</sup>, 2021.

**Shannon**



Renee B


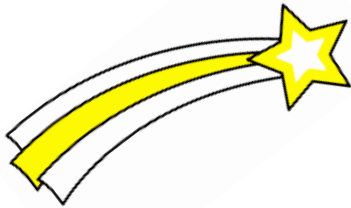
A big thank you to all who participated in 2020-2021 Guild UFO Challenge. With all the restrictions we were faced with, a lot of people took the opportunity to finish up projects.

Among the 18 participants, we had a total of 212 UFO's to complete. In the last 7 months a total of 108 UFO's have been completed. Wishing everybody a happy summer. Take care & stay safe.

See you all in the fall.

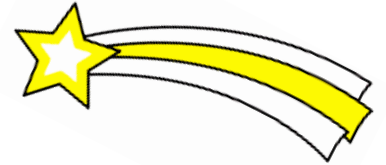
Renee

**Team C is the winner this year with a total of 220 points.**



**TEAM C - 220**

Renee  
Colleen L.  
Sharon G



**TEAM A - 171**

Jacque  
Dot  
Tannis  
Cindy



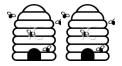
**TEAM B - 117**

Judy  
Carol  
Heather  
Shannon

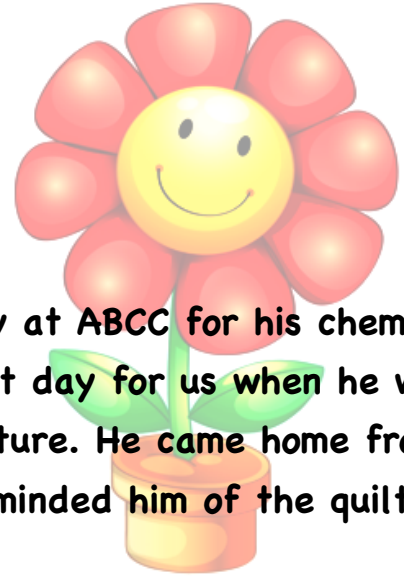


**TEAM D - 97**

Jymmi Kaye  
Betty U  
Robin  
Jill



# Thank You



Hi

My husband received a quilt when he was recently at ABCC for his chemo treatment. It happened to be a particularly difficult day for us when he was there and the quilt was such a nice comforting gesture. He came home from his treatment and curled up with it. He said it reminded him of the quilts his Grandma used to make.

I just wanted to say thank you so much and let you know how much it was appreciated.



*Connecting Threads*



Sincerely,  
Donna J

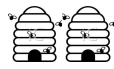
## CHITTER CHATTER FABRICS

- Great shipping rates within Canada
- Quick turnaround for online orders

[chitterchatterfabrics.com](http://chitterchatterfabrics.com)

6070 Beatty Rd  
Abbotsford BC  
604-856-0420

What's the buzz?



2021

Awesome!

2022

President

Sharon G



Vice-President

Tannis F



Secretary

Beth H



Treasurer

Marlene SC




Bonnie R



Cheryl A



Deena A



Aline M




Linda B



Jymmie Kaye D



Renee B



Sheree S



Betty U



Shannon B



Jacquie B



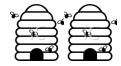
Betty U



Jymmie Kaye D







## Moose Jaw Prairie Hearts Quilters' Guild



The Moose Jaw Guild is sponsoring a drive by quilt show on

**Saturday June 19, from 10:00-4:00.**

Addresses will be posted on Facebook and in our Moose Jaw newspaper which comes out on Wednesdays.

Look for these notices after June 1st. .... Take a drive to Moose Jaw!

Anyone with questions can certainly contact me at 306-631-5303, we would love to see some of our out of town friends that day.

**Colleen L.**

<http://www.moosejawexpress.com>

<https://www.facebook.com/pages/category/Charity-Organization/Moose-Jaw-Prairie-Hearts-Quilters-Guild-684598121678736/>

# Sew & Sews


**117 Main Street, Carlyle SK**

**Phone: 306-453-2562**

## Order online at:

[www.sasksewandsews.com](http://www.sasksewandsews.com)

**Big City Selection,  
Small Town Service!**



[www.facebook.com/carlylesewandsews](http://www.facebook.com/carlylesewandsews)

**Open: Monday to Friday 10 to 5**

**Nifty Notions**

- LOTS OF BATIKS & TONE-ON-TONES
- THREAD
- ACCESSORIES
- SAMPLES

**WIDE BACKING**  
**20% OFF**

Call to visit! **306-332-5516**  
MYRNA SNIDER FORT QU'APPELLE, SK

**Quilters Haven**

422 Main Street North  
Moose Jaw S6H 3K2  
**306-693-8523**

email: [quiltershaveninc@sasktel.net](mailto:quiltershaveninc@sasktel.net)  
website: [quiltershaveninc.ca](http://quiltershaveninc.ca)

*If you LIKE us on FACEBOOK you can keep up to date with all the current happenings in our shop.  
Heather, Arlyce & Staff at Quilters Haven*

 **Innovative Quilting**  
Computerized Longarm Quilting

*Specializing in "Edge to Edge" Quilting  
Thousands of Patterns to select from*



Offering:  
large selection of wide fabric: Cotton, Flannel, & Fireside  
50/50 Cotton-Bamboo & 100% Arctic Cotton Batting  
Plus .  
We also sell regular fabric, notions, patterns and more..

Open 9 to 5 Mon-Friday & most Saturdays (call ahead)

76 Halifax Ave  
Melville, SK  
Phone: 306 760-1573 or 306 728-8199 cell  
[innovativequilting@sasktel.net](mailto:innovativequilting@sasktel.net)

**"IT'S NOT A QUILT UNTIL IT'S QUILTED"**

**Second Story Quilting**  
Widebacks and Quilters Dream Batting



**Fit For a Queen by Westrade**  
Wide range of colors ~ Cotton and Flannel -110"x108"

**Quilter's Dream Batting**  
Cotton, Poly and Orient - King cuts (122"x108")

Christa Marcotte  
Box 33  
Torquay Saskatchewan S0C 2L0

Call or Text 306-421-7056  
Email: [acmarcotte@sasktel.net](mailto:acmarcotte@sasktel.net)  
Website: [www.secondstoryquilting.ca](http://www.secondstoryquilting.ca)  
Blog: [www.secondstoryquilting.blogspot.com](http://www.secondstoryquilting.blogspot.com)

**Pictures of colors can be texted or emailed.**

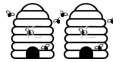
**Loreen's Sewing School**  
Children's Sewing Classes  
Registered "Kids Can Sew" Instructor  
Loreen Yanko, Owner  
[loreenyanko@gmail.com](mailto:loreenyanko@gmail.com)  
95 Dale Cres Regina, Saskatchewan S4N 5J6

 **Broderick Garden Centre**  
*SO much more than a garden store!*

**Quilting Fabric**  
**Pre-cuts**  
**Crafts Supplies**

**Art Supplies**  
**Quilt Kits**  
**Notions**  
**Yarn**

[www.broderickgardens.ca](http://www.broderickgardens.ca)  
420 Saskatchewan Ave E  
Outlook, Sask 306.867.8999



CANADIAN  
Quilters  
Courtepointières  
CANADIENNES

## General Newsletter

May 2021

<https://canadianquilter.com/>

Hello Quilting Friends

(edited for brevity)

We hope you have signed up to attend our Quilting in Canada event coming in June. There are so many wonderful lectures that will certainly inspire to try something new. We quilters seem to always have a million “want to try that” projects waiting so make sure you have a notebook handy each day. The National Juried show this year is also much larger and we are offering 12 different personalized tours, so again make sure that notebook and pen are handy. If you have the urge to shop there will be almost 100 vendors from across Canada ready to welcome you in our Marketplace.

The CQA/ACC booth will be available for you to visit and I will be there, along with some of our regional representatives. We are there to answer your questions or to share some stories so please make sure you come and say hello. Someday soon we will meet in person but we can still enjoy getting to know each other at this year’s virtual show. We hope to see you there!

The CQA/ACC is working hard to bring you a variety of **monthly webinar lectures** as we celebrate our 40th anniversary. We have offered fun quilt alongs and projects, all of which are posted on our website. We also are sharing ideas and finished quilts on the Quilting in Canada Facebook page and the Canadian Quilters Association - Quilting Projects Facebook page. There is always something new and exciting going on at CQA/ACC so **new members** are always welcome.

**Linda Lake**  
Membership Director



Stepped on the scale this morning, and, yes, 45 lb's is about right!!  
Byron, the Husband of Periwinkle.

But Patti has better things to worry about than my weight. Drop by the online store to see what she has been up to. New fabrics, kits, notions and more. Don't forget about the Bernina and Juki Machines

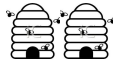
*I have been married for about 45 lb's*

[www.periwinkle.biz](http://www.periwinkle.biz)

  
**Periwinkle**  
Quilting & Beyond

270 - 2600 Eighth St. E., Saskatoon, SK  
ph: 306-933-3072 e-mail: [periwinkle@sasktel.net](mailto:periwinkle@sasktel.net)  
follow us on *instagram* and *facebook*





<https://canadianquilter.com/>



## **CQA/ACC Presents a 40th Anniversary Fat Quarter Lottery for CQA/ACC Members**

Join us in celebrating the 40th anniversary of the Canadian Quilters Association/ Association Canadienne de la Courtepointe.

Traditionally, the 40th Anniversary is recognized as the **Ruby Anniversary** so let's have some fun with our RED fat quarters.

**The Draw Dates are as follows:  
DRAW DATE from Entries received:**

**June 14, 2021:** May 6 to June 14

- **July 24, 2021:** June 15 to July 24
- **September 2, 2021:** July 25 to September 2
- **October 12, 2021:** September 3 to October 12
- **November 21, 2021:** October 13 to November 21
- **December 31, 2021:** November 22 to December 31

**Go to the Members' Studio on the CQA Website** for rules and details on this event.

Not a member yet?

Join today and take part in the fun.



Home of Michele's Long Arm Quilting  
**OVER 8000 BOLTS OF FABRIC**

Notions, Patterns & More

*MaMi's*  
*Country*  
*Quilts*



**baby lock**

253 Front Street, Duck Lake,  
Sask.

Email: [mamquilts@sasktel.net](mailto:mamquilts@sasktel.net)

Website: [mamisquilts.com](http://mamisquilts.com)

306-467-4453

Classes and Retreats

Book a Private Retreat



Store Hours: Monday - Saturday

9am - 6pm

Michele is also a Certified  
Instructor for Judy Niemeyer  
Quilting

Now Order Online

[mamisquilts.com](http://mamisquilts.com)

## NO QUILT QUILTING

Professional Longarm Quilters

*Moose Jaw, SK*

All our prices are very competitive.

We offer basting to extreme custom work. We offer it all!

With no training session involved, you can just walk in and start to load your quilt.

You can also have us pre-load your quilt for a small charge.

During a one-on-one session of no less than 4 hours, you may choose from many threads, and a large variety of edge to edge designs

- a creation that's all your own.

If you have ever wanted to experience quilting your own quilt on a computerized machine with thousands of edge to edge designs to choose from, we have a plan for you!

We're offering our computerized Gammill Statter longarm machine in a great deal.

This will be a no sweat, and no stress experience

Of course, we still offer quilting for those who want to continue to have us quilt for you.

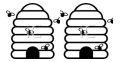
We also have a large selection of battings, including wide, black, wool/cotton blend, bamboo, 100% natural cotton, 100% cotton bleached white, 80/20 cotton poly, the last 2 being available in Hobbs, and Arctic.

With the lowest prices around, don't hesitate to give us a call to book your spot!

You can call Colleen at 306-631-5303.

Please don't hesitate to call us for any of your longarm needs.





# *A Celebration of Quilting in Canada*

A VIRTUAL QUILT CANADA CONFERENCE  
**JUNE 16-19, 2021**

**WELCOME AND AWARDS CEREMONY**  
June 16 at 7 pm EDT

**FANTASTIC DAILY DOOR PRIZES**  
Total Value over \$40,000!

**PRESENTATIONS**  
12 virtual lectures/demos.  
Keynote speakers:  
**Anna Maria Horner**  
Thursday June 17, 7 pm EDT  
*My Patchwork Path*  
**Gloria Loughman**  
Friday June 18, 7 pm EDT  
*Colour Your World*

**QUILT GALLERIES**  
*National Juried Show*  
*BFF Youth Challenge*  
*Ties that Bind Challenge*  
*Friendship TrendTex Challenge*  
Concurrent shows:  
FAN, SAQA, Social Justice  
Sewing Academy,  
Toronto Modern

**NJS TOURS**  
"You will never look at quilts the same way!"  
12 unique virtual tours of the 2021 NJS entries

**MERCHANT MALL**  
Visit the 50+ vendors in the virtual merchant mall

Visit [canadianquilter.com/quilt-canada-2021/](http://canadianquilter.com/quilt-canada-2021/) for more information and to register to attend.

 CANADIAN Quilters  
Courpointières  
CANADIENNES

**40**  
YEARS

*Rockin' the Rainbow by Jackie White*

Click [here](http://canadianquilter.com/quilt-canada-2021/) for Quilt Canada 2021 details.



# Amber Petersen

## Shearer

<https://fleeceandharmony.com/blogs/our-circle/amber-petersen>

**FLEECE & HARMONY** Our Fibre Partners

<https://fleeceandharmony.com/blogs/our-circle>

I was born and raised on PEI and I learned to shear sheep from my Dad (Valdis Petersen), who started taking me with him when I was about 10. My brother and I would work with him for the summers. We started with bagging wool, catching sheep, trimming hooves. We started learning to shear around 15. We travelled the maritimes covering most of NB, NS, and PE. As we got older and better at shearing, we acquired more flocks and even did some trips into northern Quebec and into the US. I started doing flocks on my own when I was 17. Some of my customers I have known since that time, and they have become like family to me.

### **She shears sheep by the seashore – and in PEI, she’s the last of her breed**



Ms. Petersen, 36, is the last professional sheep shearer on Prince Edward Island, a job few people want to do any more because it’s exhausting, tricky, tough work. She handles about 9,000 animals a year, a workload that’s left its mark on her body: a pinched nerve in her arm that keeps her up at night, aching knees, throbbing wrists, sore hips. “If you can learn to shear, you can learn to do anything in life,” she said, with sweat dripping off her nose.

<https://www.theglobeandmail.com/canada/article-she-shears-sheep-by-the-seashore-and-in-pei-shes-the-last-of-her/>

# Cindy-Rella's Sewing and Quilting

We are an Authorized Bernina, Brother,  
Babylock and Handiquilter  
dealer and repair centre



Shop in-store at:

Cindy-Rella's  
Sewing and Quilting

1230 St John Street  
Regina, SK  
(306) 585-2227

Or Online at:

[www.PrecutStash.com](http://www.PrecutStash.com)





# Quilt Discovery Experience

## Wild Goose Chase

Nature was an obvious and rich source for quilt patterns. There are numerous patterns named for trees, flowers, animals and birds.



The homesteaders watched the migration of flocks of geese and created quilts with that in mind. Although the triangle shape is used in hundreds of other quilt designs, in this quilt block, triangles represent the geese. Pioneer women expressed their artistic abilities and creativity in the way they arranged the triangles or geese, and in the colors they used. That may be one reason why the Wild Goose Chase pattern has at least 14 variations.

Other patterns that reflect nature include Bear Paw, Dove in the Window, Hen and Chickens, Dogwood and Sunflower.

Quilting was not just a woman's activity. Over the years, men have also been quilters. In fact, when they were boys, at least two presidents, Calvin Coolidge and Dwight D. Eisenhower, helped their mothers piece quilts.

# Inspiration



  
SASKATCHEWAN  
CRAFT COUNCIL

**Award-Winning  
Saskatchewan  
CRAFT**

[saskcraftcouncil.org/dimensions](http://saskcraftcouncil.org/dimensions)

Saskatchewan Craft  
Council Gallery  
May 26 – August 28  
#Dimensions2021Online  
813 Broadway Avenue  
Saskatoon

 DIMENSIONS  
2021

Detail of  
**Joie de Vivre**  
by Anna Hergert  
Award for Excellence  
in Quilting  
Dimensions 2011



## Free Motion Quilting with Freezer Paper

[WATCH NOW](#)

Free motion quilting can be tricky to get the hang of when you are just starting out. One thing that can make it easier and less intimidating is drawing or transferring the quilting design or motif onto the quilt top or project.

Ashley Hough shows you how to do this using freezer paper, which eliminates the need to draw directly on the fabric.

### Using Freezer Paper

Ashley begins by talking about the type of paper to use. You can use a standard freezer paper or any other kind of wax backed paper. The idea is that when the paper is 'fused' to the fabric using medium heat, dry iron – the paper temporarily sticks to the fabric. The paper can then be easily removed, moved, and reused as many times as the paper will still stick to the fabric.

You can then use the design as a way to free motion quilt and trace the outer edges and quilt that shape onto your project, or do simple free motion quilting fill stitches around the design and leave that area un-stitched. While you can always stitch through the paper when quilting as a way to use it as a template, however, if you do so, you will need to rip the paper in order to remove it, making it non-reusable.

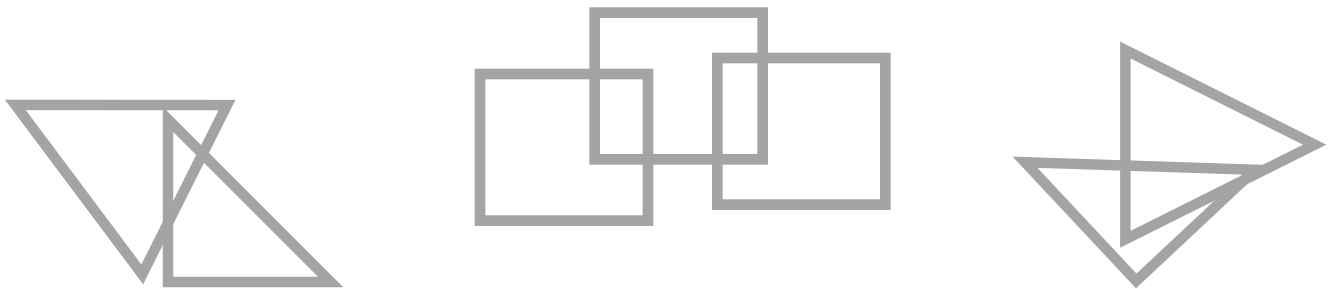


## How to Square Up Fabric for Cutting

[https://www.nationalquilterscircle.com/video/square-fabric-cutting-013818/?utm\\_source=newsletter&utm\\_medium=email&utm\\_campaign=a6198&vsoid=A6189](https://www.nationalquilterscircle.com/video/square-fabric-cutting-013818/?utm_source=newsletter&utm_medium=email&utm_campaign=a6198&vsoid=A6189)

Learning how to square up fabric before cutting any pieces for your next quilt is an important lesson. Heather Thomas teaches you how she squares up fabric after it has been pre-washed and gets it ready to be used.

Heather also gives tips on what size of ruler she likes to use when squaring up fabric as well as tips on how to best hold the ruler so it doesn't move when cutting. Once you have your fabric square you can cut all of your pieces and begin working on your next quilt.



## Fabric Roundup: Best Fabric for Quilting

<https://www.craftsy.com/post/best-fabric-for-quilting/>

Here's an overview of the common fabric choices available today, along with some tips on how to choose and use the best fabrics for quilting:

**Quilter's weight cotton**

**Home decor weight cotton**


**Voile**

**Essex Linen**

**Quilter's Linen**







Part One – Using Inktense on Fabric: An introductory video tutorial

Part Two – Inktense for Quilters: Quilt then paint

Part Three: Make an Inktense Apron

<https://www.threadsketchinginaction.com/resources/tutorials-getting-started/>

# QUILTCON<sup>®</sup>

presented by THE MODERN QUILT GUILD  
PHOENIX, AZ | FEB 16-20, 2022

**August 4, 2021 - Registration opens for members**

**August 19, 2021 - Registration opens for non-members**

[https://www.quiltcon.com/?mc\\_cid=1a1e97282a&mc\\_eid=d8eb0ea679](https://www.quiltcon.com/?mc_cid=1a1e97282a&mc_eid=d8eb0ea679)

## Featured Lecturer: Latifah Saafir



Co-founder of The Modern Quilt Guild, Latifah Saafir, is a quilt rock star in her own right.

Hear directly from The Quilt Engineer herself on Saturday, February 19th at QuiltCon 2022 and experience the beauty of her work in a special exhibit at the quilt show as well.



## A short history of Indigenous blankets in Canada

As an Indigenous research archivist for Library and Archives Canada, Elizabeth Kawenaa Montour is familiar with the history of Indigenous blankets in Canada. "A blanket may hold purposes and traditions that are deeply embedded in [Indigenous] cultures," said Montour. "They are used in the celebration of birth, life events, and sometimes with death." The earliest recorded Indigenous blankets were made with materials collected from nature, with the most obvious material being animal pelts.

<https://www.cbc.ca/radio/unreserved/uncovering-the-complicated-history-of-blankets-in-indigenous-communities-1.5264926/a-short-history-of-indigenous-blankets-in-canada-1.5270362>



### LET'S TALK ABOUT QUILTING IN THE NORTH - with Laura Horton

Today on Karen's Quilt Circle, I'm happy to introduce you to Laura Horton, Dene Anishinaabe, from the Rainy River First Nations. Her quilts are all about love, her identity and her community. And she's also going to tell us about the Quilting Goddess. So grab your sewing, a cup of tea and enjoy my interview with Laura.

[https://www.youtube.com/watch?v=ZjgcH\\_1Pa5k](https://www.youtube.com/watch?v=ZjgcH_1Pa5k)




INDIAN COUNTRY TODAY  
Digital. Indigenous. News.

### More Native graduates means more quilts

MARY ANNETTE PEMBER MAY 19, 2021

[https://indiancountrytoday.com/news/more-native-graduates-means-more-quilts?fbclid=IwAR0qRQOL02blDC1BNKfdEyHq7krQGDiCB3IEIOzV0elBcYLEyuHp\\_GKE7r0](https://indiancountrytoday.com/news/more-native-graduates-means-more-quilts?fbclid=IwAR0qRQOL02blDC1BNKfdEyHq7krQGDiCB3IEIOzV0elBcYLEyuHp_GKE7r0)



"The night before the ceremony, we hang the quilts and smudge them. We wrap each graduate in their quilt and play an honor song for them and congratulate every one of them."


## National Indigenous History Month



## National Indigenous Peoples Day

<https://mcos.ca/events/indigenous-history/>

Celebrate National Indigenous History Month With The RSM



<https://www.saskatchewan.ca/government/news-and-media/2020/june/01/national-indigenous-history-month>



We've partnered with the City of Regina's Aboriginal City Employees Network to host a variety of Indigenous activities online from June 1 to 30, to celebrate First Nations, Métis, and Inuit peoples.

<https://www.reginalibrary.ca/services/reconciliation/nihm>





## Calling all alumni! Join the U of R this summer as we race to the Queen City Marathon

The University of Regina is once again a sponsor of the Queen City Marathon and we are challenging alumni, students, faculty, and staff to participate in our FREE virtual UR Active Challenge! All participants will have from July 1 to September 10 (the Queen City Marathon weekend) to record their daily physical activity on the UR Active Challenge web portal powered by Race Roster and challenge others in a friendly competition.

**READY:** Become a member of the UR Active Challenge [Facebook Group](#).


**SET:** FREE online registration opens June 15 for the UR Active Challenge.

Stay tuned for registration details.

**GO:** On July 1 lace up your runners, grab your dog, or start scrubbing and begin your workout!



### ***Virtual Showcase Celebrates Student Applied Learning Research Projects***



56 projects were presented with innovative ideas to everyday problems including addressing antibiotic resistant infections, making concrete more economically sustainable, as well as responding to the opioid crisis.

<https://alumni.saskpolytech.ca/impact/news/sask-polytech-celebrates-students-applied-research-projects?srctid=1&erid=562793&trid=3c4fc8d5-2558-4b06-a645-2aeaad09a973>


**CLASSIFIED**

**Ads**

I have a jig saw puzzle with a quilt theme if anyone would like to have it.

300 pieces

Shelby L



# Rhubarb Cookies

- 1 cup butter
- 1 1/2 cups brown sugar
- 2 eggs
- 1 teaspoon vanilla
- 3 cups flour
- 1 3/4 cup oatmeal
- 1/2 teaspoon salt
- 1/2 teaspoon cinnamon
- 2 teaspoons baking soda
- 1 1/2 cups rhubarb

Find more awesome recipes at [www.chocolatewithgrace.com](http://www.chocolatewithgrace.com)

### White mark stain on wood - removal

Couldn't resist including this tip. It actually works and is really amazing!

I thought I would have to refinish an oak coffee table with a couple of white marks. Instead, followed this tip and then oiled the whole thing with Murphy's Oil Soap.

Like new!

<https://www.youtube.com/watch?v=A5AjjkTDAPQ>

Deena A

<https://chocolatewithgrace.com/rhubarb-cookies/>

Prairie Piecemaker's Quilter's Guild General Membership Meeting Time: April 6, 2021 07:00 PM

Join Zoom Mtg Meeting ID: 846 7464 6777 Passcode: see email from Membership Committee



## General Membership Meeting Agenda



Welcome - call to order  
introduction/explanation  
Program - Inktense

- Sharon  
- Tannis  
- Jymmi Kaye

break

New business - MJ Quilt show  
UFO - finale  
Breakfast at Tiffany's challenge  
Show and Share  
Adjournment for the summer

- Sharon  
- Renee  
- Sharon  
- Everyone/Marlene  
- Sharon



### **Prairie Piecemakers Quilters' Guild Regular Monthly Meeting – May 4, 2021** ***Zoom Virtual Meeting due to COVID-19 Gathering Restrictions***

**Welcome and Call to Order** – the President Sharon G. called the meeting to order at 7:10 p.m.

**Approval of Meeting Minutes** – Minutes of the April 06, 2021, meeting were approved. Motion to accept the minutes made by Jymmi Kaye D. and seconded by Lori T. Carried.

**Program** – Presentations made by:

- ○ Christa from Second Story Quilts (Torquay)
- ○ Angela from Gypsy Soul Fabrics (Estevan)
- ○ Tanya from Sew and Sews (Carlyle)
- ○ Amanda from Tiny Stitch Quilt Shop (Warman)
- ○ Kim from Broderick Garden Centre (Outlook)
- ○ Cindy from Sew Materialistic (Nipawin)

#### **New Business:**

An email will be sent out with the links for the Zoom presentations from Canadian Quilters Association. An email will be sent out this weekend.

**Quilt Retreats** -- Shannon advised arrangements have been made for a quilting retreat in addition to March 2022. The fall retreat will be held October 14-17, 2021 for a maximum of 20 people; see page 5 of the April newsletter for details. Sask. Health Guidelines will be followed. Enter you name in the lottery from April 15-June 1.

#### **Show and Share**

**Door prizes** – Winners are Jeannette Z. and Ellen B.

June meeting's program is on Inktense pencils. There will be a mini workshop. A mini kit will be given to you; it includes fabric. We will be broken out into groups of 5 or 6 people in Zoom breakout rooms. Our group quilts will be shown at the quilt show. You will be given a location to pick up your kit for the meeting. Non-members can buy a kit for \$10. It includes 2 pencils.

**Adjournment** – Meeting was adjourned at 8:28 p.m.

**Next meeting is June 1, 2021.**



## Advertising Information

The Prairie Piecemakers Quilters' Guild is entering its twenty-seventh year as an incorporated organization, serving quilters, promoting the quilting arts and supporting the development of quilting in Regina. Your advertisement is an effective way to reach a local and a broader audience of quilters:

**Local audience:** the Prairie Piecemakers Quilters' Guild publishes 10 newsletters each year, monthly from September through June. The newsletter is distributed to all Guild members (currently 128 members and growing).

**Extended audience:** advertisers in the newsletter are recognized on the Guild website ([www.prairiepiecemaker.com](http://www.prairiepiecemaker.com)) with a link to their website and/or contact information.

Each newsletter is posted on the Guild website and remains available for public download through the newsletter archive.

### Timelines:

Advertisers should send their advertisement copy to the editor of the guild newsletter two weeks before the end of the month prior to the next issue of the newsletter. Please see the Guild website for our Advertising Guidelines.

### Contact:

**Inside the Guild** Newsletter Editor  
Prairie Piecemakers Quilters' Guild  
Box 33043, Cathedral P.O.  
Regina, SK S4T 7X2  
Telephone: 306-584-9509  
Email: [newsletterppm@gmail.com](mailto:newsletterppm@gmail.com)  
Website: [www.prairiepiecemaker.com](http://www.prairiepiecemaker.com)

## Want to join the Guild?

Visitors and new members at all levels of quilting are welcome.

Guild membership consists of quilters of varying ages and abilities who share a great appreciation for the art of quilting and the fabric used to piece the quilts together:

- The membership year runs from July 1 to June 30 of the following year.
- New members are welcome at any time during the quilting season.

The Guild is a member of the Canadian Quilters' Association.

Please contact us by email at [ppmqguild@gmail.com](mailto:ppmqguild@gmail.com), through the website, or directly to a Membership Committee member (pg. 2).

## Inside the Guild

### Commercial Advertising Rates

Single Issue Rate			Full Year
Category	Size	Rate	Rate
Full page	7.5" x 10"	\$50.00	\$250.00
Half page (horizontal)	7.5" x 5"	\$25.00	\$125.00
Half page (vertical)	10" x 3.75"	\$25.00	\$125.00
Quarter page	3.75" x 5"	\$16.00	\$80.00
Business card	3.75" x 2.5"	\$8.00	\$40.00

### Non-Commercial Classified Advertising Rates

Advertisements must be sewing, quilting, or fibre art related. 1/4-page and 1/2-page advertisements, containing a photo, a graphic, or an image are to be in .pdf, MSWord, or .jpeg format (ready for insertion) and sent to [newsletterppm@gmail.com](mailto:newsletterppm@gmail.com). Include your complete contact information.

Please make your cheque payable, in the correct amount, to PPQG and forward it to Prairie Piecemakers Quilters' Guild, Box 33043, Cathedral PO, Regina, SK. S4T 7X2.

Advertisement Sizes	Guild Member	Non-Guild Member
	Per issue	Per issue
Classified Ads of 50 words or less - no photo, graphics, or images	FREE maximum insertion 3 months	\$8.00
1/4 page	\$5.00	\$16.00
1/2 page	\$10.00	\$25.00

Except where noted, all graphics and photographs are from Google Images.

**Privacy of Information:** As a public organization, the Prairie Piece Makers Quilters' Guild, Inc. (PPQG) is compelled to abide by the Canadian rules applying to the Privacy of Information. We cannot share information about members without this consent. The personal information collected consists of name, address, telephone number, and email address and is used to contact members for Guild business. As the Guild's membership form does not specifically ask members if they will allow their names to be published in the newsletter, the newsletter will not publish full names, excepting for the executive and committee chairpersons, who have signed disclaimer forms for the editor or when expressed permission is provided. When submitting articles for the *Inside the Guild* newsletter, please state as to whether you will allow your full name to be published in the newsletter print format, available at Guild meetings and the online copy published on the Guild's website. *Thank you.*