

# Prairie Piecemakers Quilters' Guild

## Inside the Guild

Website: [www.prairiepiecemaker.com](http://www.prairiepiecemaker.com)



**FIRST RAINBOW OF THE YEAR ... MAY 24 ...  
AFTER THE FIRST THUNDER AND LIGHTNING STORM!**



Sky watchers often report seeing rainbow colors in clouds. There are various kinds of [halos](#) and colored [arcs](#) and even true [rainbows](#) you might see associated with clouds, but – if the rainbow-like colors are randomly distributed, and if the sun is nearby – what you're seeing is likely an *iridescent cloud*.

<https://earthsky.org/earth/i-saw-a-cloud-with-rainbow-colors-what-causes-it>



Guild Officers and Directors

President:

Shelley K.  
ppqgreg@gmail.com

Vice President:

Sherrill-Anne T

Secretary:

Dianne P

Treasurer:

Marlene SC

Guild Committees with Directors\*

Library Committee:

Bonnie R\*  
Linda W  
Debbie W  
Kathy W  
Wendy S

Newsletter/Advertising:

newsletterppm@gmail.com  
Deena A\*  
Frances L

Proofreading: Frances L & Mary F

Program Committee:

Shelby L\*  
Maxine K

Website/Promotions Committee:

Cindy T\* www.prairiepiecemaker.com  
ppmqguild@gmail.com

Workshop Committee:

Heather I\*  
Iris L

Membership Committee:

Cheryl A\*  
Aline M

Guild Committees

50/50 Draw Committee:

Betty U  
Sheree S

Retreats:

Shannon B\*  
Jacquie B  
Roanne D

UFO's:

Heather H\*  
306-519-2311

Connecting Threads:

Marlene SC

Facebook Page: Jackie S

Meeting Dates for 2019-2020

September 3, 2019

October 1, 2019

November 5, 2019

December 3, 2019

January 7, 2020

February 4, 2020

March 3, 2020

~~April 7, 2020~~

~~May 5, 2020~~

~~June 2, 2020~~

Want to join the Guild? Information on last page.

Monthly Meetings

First Tuesday of month:  
September to June, 7 to 9 pm

Good Shepherd Lutheran Church  
3825 Hillsdale Street  
Regina SK S4S 3Y5

Website: www.prairiepiecemaker.com

Facebook: Prairie Piecemaker Quilters' Guild

Newsletter: newsletterppm@gmail.com

Email: ppmqguild@gmail.com

Copyright: Prairie Piecemakers Quilters' Guild Inc.

cover page photo credit: Deena A



## President's Message June 2020

### *Greetings*



So, how have you all been coping with the new normal? Have you run out of project ideas or supplies? I miss seeing my quilting friends. I miss the Guild meetings, workshops, Connecting Threads Group and other spontaneous gatherings with fellow quilters. Quilting and socializing go hand-in-hand and is just as important today as it was a century ago.

**But you all knew that already.**

The phases to re-open Saskatchewan remain the same; it will be Phase Five before we can gather for a general meeting. Since we don't know when that will be, steps were taken to move our Guild along and continue with business.

The Executive Committee met using Zoom (video communication), May 5. It was necessary to amend our Bylaws in order to hold that virtual meeting so changes were proposed and approved by the Executive Committee. At the same time amendments were made to allow electronic voting so we could hold our election for the 2020-2021 year. A copy of the proposed resolution will be sent to you prior to the SAGM when it will be ratified.

Another concern for the Executive Committee was voting privileges. Our Bylaws indicate you must be a paid member to vote, so none of us would be able to vote at a meeting held after June 30, 2020, without renewing our membership. Thank you for renewing your membership.

Thank you for participating in our elections. We were successful in creating a way to conduct our elections and are happy to announce all positions are filled. Thank you to past members: Sherrill-Anne T, Dianne P. Cindy T., and Heather H. Welcome to our new directors and committee leads: Sharon G., Tannis F., Jymmi Kaye D. and Rene B.

*Shelley K.*

**The CQA/ACC Member Guild Challenge, "Gateway to Adventure,"** will continue as a virtual quilt show. If you have created a quilt, please notify Shelley K. at [ppqgreg@gmail.com](mailto:ppqgreg@gmail.com) by June 15. A random draw will be made and a photo of the chosen quilt will be submitted for the virtual show in late summer/early fall on the new CQA website. See complete details at <https://canadianquilter.com/member-guild->

*Nifty Notions*

- LOTS OF BATIKS & TONE-ON-TONES
- THREAD
- ACCESSORIES
- SAMPLES

WIDE BACKING  
**20% OFF**

Call to visit! 306-332-5516  
MYRNA SNIDER FORT QU'APPELLE, SK

*Loreen's Longarm Quilting Services*

Loreen Yanko Owner  
loreenyanko@gmail.com  
95 Dale Cres  
Regina, Saskatchewan S4N 5J6  
306 761-0841



*Sew Materialistic*

Come check out the huge selection of 100% quilter's cotton on for \$9.00/m. and our newly expanded selection of quilter's cotton, wide-backs and flannels.

223 3 St N C, Nipawin, SK S0E 1E0  
306-862-9789

<https://www.facebook.com/sewmaterialisticnipawin>

**Sew & Sews**

**117 Main Street, Carlyle SK**  
**Phone: 306-453-2562**


**Shopping made easy ...**  
Better than online, we offer personalized service as your 'virtual assistants'.  
Call or Facebook message.  
Ordering available through text/private messaging & all orders can be shipped for doorstep delivery.

**Big City Selection,  
Small Town Service!**

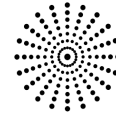


 Like us on facebook  
[www.facebook.com/carlylesewandsews](http://www.facebook.com/carlylesewandsews) Open: Monday to Friday 10 to 5

20/20



## PRESIDENT'S CHALLENGE



20/20

Do you remember hearing about the President's Challenge? Have you been working on your **Factor of Twenty** project? The challenge had you focus on the number 20 to make a quilted item.

I am not sure when we will meet again and I don't know about you, but I have plans to gift my project in June. A draw was made and the winner will receive a pair of Henkel embroidery scissors, perfect for snipping threads as you quilt.

I hope you had fun with your project.

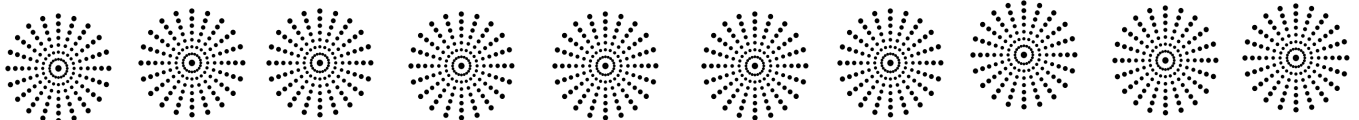
Thank you for participating.

**and the winner is ...**



**Maxine K**

*Be sure to look for the Factor of 20 submissions throughout the newsletter...*



**CLASSIFIED**  
**Ads**

1948 Singer Treadle sewing machine in cabinet. Very good condition, includes cabinet key, manual and all feet and attachments such as buttonholer and ruffler.

Reasonable offers considered.

Shelley 306-585-3449



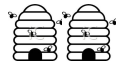
[WWW.PRECUtSTASH.COM](http://WWW.PRECUtSTASH.COM)

LAUNCHING NOVEMBER 27, 2017

SHOP PRECUTS AND  
PATTERNS

ORDER ONLINE AND  
PICKUP IN STORE

1230 ST. JOHN STREET, REGINA, SK  
306-585-2227



## So what have you been doing while at home Marilyn S. ?



I just finished the top of one quilt that I have been working on for many weeks. It is from the book *Glorious Patchwork* by Kaffe Fassett. It is called *Jewel Squares Blind*.

It has taken me a number of weeks to get this quilt finished. I guess I am not finished because I have to quilt and bind it. I really enjoyed this quilt, but not for anyone that wants to do it quick.

# NO QUILT QUILTING

Professional Longarm Quilters

*Moose Jaw, SK*

All our prices are very competitive.

We offer basting to extreme custom work. We offer it all!

With no training session involved, you can just walk in and start to load your quilt.

You can also have us pre-load your quilt for a small charge.

During a one-on-one session of no less than 4 hours, you may choose from many threads, and a large variety of edge to edge designs

- a creation that's all your own.

If you have ever wanted to experience quilting your own quilt on a computerized machine with thousands of edge to edge designs to choose from, we have a plan for you!

We're offering our computerized Gammill Statler longarm machine in a great deal.

This will be a no sweat, and no stress experience

Of course, we still offer quilting for those who want to continue to have us quilt for you.

We also have a large selection of battings, including wide, black, wool/cotton blend, bamboo, 100% natural cotton, 100% cotton bleached white, 80/20 cotton poly, the last 2 being available in Hobbs, and Arctic.

With the lowest prices around, don't hesitate to give us a call to book your spot!

You can call Colleen at 306-631-5303.

Please don't hesitate to call us for any of your longarm needs.



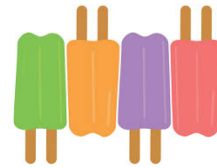
## Quilters Haven

422 Main Street North  
Moose Jaw S6H 3K2  
306-693-8523

email: [quiltershaveninc@sasktel.net](mailto:quiltershaveninc@sasktel.net)

website: [quiltershaveninc.ca](http://quiltershaveninc.ca)

If you **LIKE** us on **FACEBOOK** you can keep up to date with all the current happenings in our shop.  
Heather, Arlyce & Staff at Quilters Haven



## Broderick Garden Centre

*SO much more than a garden store!*

Quilting Fabric  
Pre-cuts  
Crafts Supplies

Art Supplies  
Quilt Kits  
Notions  
Yarn

[www.broderickgardens.ca](http://www.broderickgardens.ca)  
420 Saskatchewan Ave E  
Outlook, Sask

306.867.8999

## Loreen's Sewing School

Children's Sewing Classes



Registered "Kids Can Sew" Instructor

Loreen Yanko, Owner

[loreenyanko@gmail.com](mailto:loreenyanko@gmail.com)

95 Dale Cres Regina, Saskatchewan S4N 5J6

306 761-0841



Home of Michele's Long Arm Quilting

**OVER 8000 BOLTS OF FABRIC**

Notions, Patterns & More

253 Front Street, Duck Lake,  
Sask.

Email: [mamquilts@sasktel.net](mailto:mamquilts@sasktel.net)

Website: [mamisquilts.com](http://mamisquilts.com)

306-467-4453

Classes and Retreats

Book a Private Retreat



MaMi's

Country

Quilts



baby lock

Store Hours: Monday - Saturday

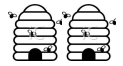
9am - 6pm

Michele is also a Certified  
Instructor for Judy Niemeyer  
Quilting

Now Order Online

[mamisquilts.com](http://mamisquilts.com)






## So what have you been doing while at home Sherrill T. ?


Here's what I've been up to for the last few months sewing-wise.

1. Some masks I've sent to my sister and her boyfriend in England. They have to wear a mask every time they leave their flat in London England.



2. Scrub hats for the nurses in Regina. My husband makes a wonderful model if not the best surgeon!

3. My version of the Laundry Basket Quarantine Sew Along. With lots of purple!



4. A baby quilt and matching doll quilt made for our neighbours who just had a baby girl. The doll quilt is for her big sister.



5. Another baby quilt and matching dolly quilt in case they had a boy. Which is now sitting on the shelf for next time.

# BAGS - WALLETS - PURSES?

## OH MY!!

### MEMORY CRAFT 6700P

**MSRP:  
\$3799.**

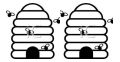
**SALE:  
\$2855.**




- AcuFee
- 7-Piece feed dog system
- Superior needle threader
- Automatic thread cutter
- Up to 1,200 stitches per minute
- Maximum 9mm stitch width
- Maximum 5mm stitch length
- Free table w/filler plate incld.
- Pricing June 1-30

 Northgate Sewing Centre  
 Peachtree Quilt Shop

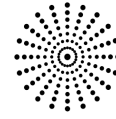
140 Albert St Regina, SK S4R 2N2 306-569-1552  
info@northgatesewing.com  
www.northgatesewing.com



20/20



PRESIDENT'S CHALLENGE



20/20



The inspiration came while "cruising" Pinterest. It was just a drawing which I expanded on. Block is a Courthouse Step which I expanded to make it bigger in order to accommodate 19 prints & 1 background (giving me a total of 20 fabrics). Used one of the colours for binding. Quilt measures about 38x40". Did some stitch in the ditch & stipple in the white. It was fun to make.

~ Renee B ~

Hi Shelley, I have had this in storage.... there are 20 blocks and 20 butterflies. Also here is an I Spy with 20 things to identify. The picture quality isn't great but neither is my phone camera!

- Myrna T



A bloke on a tractor  
has just driven past me  
shouting "The end of the  
world is nigh!!" I think  
it was Farmer Geddon.

[www.periwinkle.biz](http://www.periwinkle.biz)

While the world with Covid 19 is weird, thankfully it is not "Farmer Geddon". We are here to help you get through the social distancing and limited human contact with new fabrics, patterns, notions, and yes, we usually have elastic for masks. Visit [www.periwinkle.biz/shop](http://www.periwinkle.biz/shop) to see the latest additions.

  
**Periwinkle**  
Quilting & Beyond

270 - 2600 Eighth St. E., Saskatoon, SK  
ph: 306-933-3072 e-mail: [periwinkle@sasktel.net](mailto:periwinkle@sasktel.net)  
follow us on *instagram* and *facebook*



*sharing the art of quilting*

Half Yard Quilting Studio is owned by Shelley Wicks

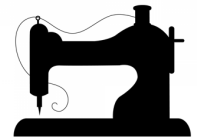
## **COVID 19**

**I am continuing to operate Half Yard Quilting during this COVID 19 crisis. In order to stay open and serve my customers I must follow the guide lines laid out by Sask Health. I am following the social distancing guidelines and regularly cleaning surfaces in my studio. With your co operation, I can still take in your quilts, quilt your quilts and sell you batting and backing.**

**I ask that you now make an appointment with me to drop off or pick up rather than just dropping in, so I can ensure that there is only one customer in the studio at a time. As well, that way, if you prefer contactless drop off and pick up, that can also be arranged.**

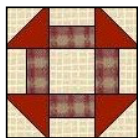
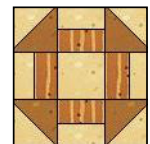
**I won't be taking renters for the time being.**

Half Yard Quilting Studio 1166 Grafton Ave, Moose Jaw, SK S6H 3S5 (306) 684-4046



### How did you become a quilter?

I was a sewer before I started quilting. Living in Goose Bay Labrador was a shopping challenge and it encouraged me to start sewing clothing for my children. From there I graduated to quilting. I went to my first meeting in 2003 and was hooked instantly. When I found out that there was competition (judged quilt shows) I was definitely in. I am a little competitive.

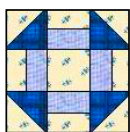



### How would you describe your quilting style?

I really enjoy traditional patterns but I do go outside the box occasionally. Scrappy quilts are one of my go to quilting styles but applique is my ultimate favorite.

### What is your best quilting tip?

When you are finished your project cut up your scraps into manageable pieces. I cut 2 1/2" strips and squares. Five inch squares come in handy as well. I put them in labeled boxes so when a project calls for those sizes I am ready.

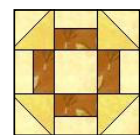


### What do you do with the quilts you make?

I make quilts for family and friends. I also do a lot of quilts for charity. I do keep a few for myself.

### What is the best part of the quilt guild meetings?

I like all aspects of the meeting. Program is my particular favorite because I like learning new things. I love the show and share because seeing the quilts that others have made is very inspiring.



### Comments:



What I remember from my first meetings at the guild was that they were speaking a whole new language. Scant 1/4", sandwich, basting, fat quarter were just a few of the words that I had to learn the meanings of. The members were very friendly and inviting and I felt right at home. Joining the Guild has been a wonderful experience. I have made some really good friends and I have had some great times. I encourage everyone to take a class, go to quilt shows and volunteer at your guild. Go to a quilt retreat, that is where you really get to know your fellow quilters. If you need help with a project there is a wealth of experience at your fingertips. There are lots of laughs and a lot of finished projects.


**TINY STITCH**

- Quilt Shop Inc. -

24 - 810 Centennial Blvd. Warman, SK S0K 4S1  
 (306) 384 - 7858 / info@tinystitchquiltshop.com  
 www.tinystitchquiltshop.com



 FOLLOW US ON INSTAGRAM AND FACEBOOK



The Quilter's Quilter

\*\*\*\*\*

Professional Computerized  
 Longarm quilting

**Linda Gillard**

546 Fairford St. E

Moose Jaw

(306) 631-2624

[gillardquilting@msn.com](mailto:gillardquilting@msn.com)

Making your quilt a  
 "masterpiece"

Large selection of batting and  
 backing incl. minky, fireside +  
 108" wide cotton and flannel



- .0175 per square inch
- Fast turn around time
- 15 yrs. Of long arm quilting
- Great references
- Top quality threads used

*Perfect Tension*  
 Quilts & Crafts

**Longarm Quilting Service and Rental  
 Quilting Fabrics and Notions...Finished  
 Artwork**

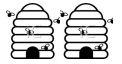
**Dan & Joyce Karau, Owners**

**1-306-740-0156      1-306-740-0208**  
**perfect.tension.quilts@gmail.com**  
**Esterhazy, SK**


**Follow us on Facebook!**  
**[www.perfecttensionquilts.wordpress.com](http://www.perfecttensionquilts.wordpress.com)**

*Colleen's Quilting*  
 Longarm Quilting Service

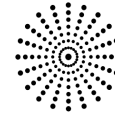
Colleen Matheson 290 Qu'Appelle Drive West  
[mathesonc@sasktel.net](mailto:mathesonc@sasktel.net) Lumsden, Saskatchewan  
 306 731-3603      SoG 3Co  
 APQS Millennium



20/20



## PRESIDENT'S CHALLENGE



20/20



Pretty sure there are 20 different blocks if you count size as a difference. For example there is a large moose and a small moose. I counted this as two.

Hope this is ok.

- Maxine K

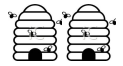
I document and number all of my quilts. I decided my challenge would be to recreate my 20th quilt; I didn't remember which that might be, but was looking forward to the challenge of finding the pattern and choosing fabric. I discovered it was a quilt I made in my first year as a quilter.

I had scraps of white black and red from a quilt I made my niece. I actually spent time designing the quilt pattern before making it. Oh brother! Did I have a lot to learn; let's just say it didn't have much going for it other than warmth. So, I used the same colours, but not the pattern and created this for my neighbour's daughter.

The pattern is designed by Tannis F.



~ Shelley K ~



## So what have you been doing while at home Renee B ?

Saw this pattern on Pinterest and this time there was a tutorial (not that one would have been needed). Had lots of 2-1/2" squares let over. Pulled some white from my stash, then used a Kansas Trouble navy for border and will also be a binding. Again needs to be quilted.



UFO Boronia handbag I finished.

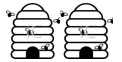
This is some of the beadwork I have done during my stay at home.



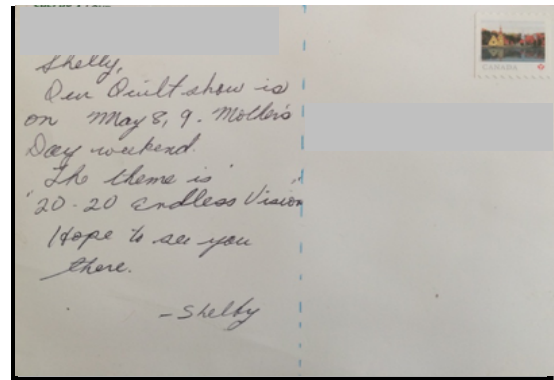
Really needed to do something from scratch. Have had the Dainty Daytripper pattern by Mrs. H for quite some time, so thought why not make it. Everything including hardware was pulled from my stash. Bag can be used as a backpack or it can be used as a shoulder or crossbody bag.

Really fun to make.





# 20/20 PRESIDENT'S CHALLENGE 20/20



A 5" x 7" Postcard

Red lame' eye glass frame with gold numbers 20 20. On the reverse, a note inviting my cousin to our quilt show.

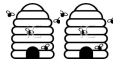
*~ Shelby L ~*



I did it! It's 20"x20" and is constructed using 20 nine patches with alternating blocks and sashing, as pictured.

It was a nice fun little challenge Shelley.

*~ Mary F ~*



## Message from the Executive Director

Here we are at the first day of June. The time has gone both quickly and slowly during the current pandemic. Hope everyone has had time to catch up on some quilting projects.

You may find that your summer edition of the magazine, *Canadian Quilter*, arrives a bit late to your mailbox. We do apologize, however we wanted to make sure it had up-to-date information. We had to edit some of the information in the magazine due to the cancellation of Quilt Canada 2020. Have no fear, it has gone to the printer and should be going in the mail soon if it hasn't already been sent.

Here are the highlights of the information in this newsletter and don't forget to scroll down the page past my message to see more details on these and other items:

- \* The CQA/ACC Annual General Meeting (AGM) goes virtual using a Zoom Webinar platform. If you would like to attend the AGM, you are required to register to do so. Please scroll down past this message to view information on how to register to attend the meeting.
- \* Bookkeeping Services proposals Proposals are due to CQA/ACC by June 15.
- \* Thanks to everyone who participated in the magazine survey. Patti Dance's name was drawn for a one year complementary CQA/ACC membership.
- \* We are still looking for volunteers for Vice President, Treasurer and various Regional Representatives. More information is further down the page.
- \* Join us for a Canada Day Virtual Quilt Show on [www.canadianquilter.com](http://www.canadianquilter.com). You will find more information below.
- \* The Postcard, TrendTex, Suzi-Q Youth, Try-A-Triad, and Gateway to Adventure challenges are still accepting entries. Please go to our website to see the most current information and/or access the entry forms..

As always, we look forward to your feedback. Please let us know if you have any suggestions, comments, or questions.

Carole McCarville CQA/ACC Executive Director

### Quilt Canada 2020 Commemorative Lapel Pin

We have had an overwhelming response from people in regards to the sale of the "conference that wasn't- Quilt Canada 2020" lapel pins.

Thank you for your support.

There are now less than 30 left, so please do not delay if you want to own this collectible pin. We are offering these very special pins for a reduced price of \$4 plus tax. The pins can be found on the CQA/ACC website shopping cart here .

Please help to defray the non-refundable costs associated with this cancelled conference by purchasing one of these pins.

### Celebrating Canadian Quilters - A Virtual Canada Day Quilt Show

Join us for a very special virtual quilt show on the CQA/ACC website, displayed July 1 - 10, 2020.

Entry open to all Canadian quilters living near and far.

Entry form open June 1 - 22, 2020.

To enter:

- \* Take a picture of yourself with one of your favorite quilts that you have made
- \* Go here on the [canadianquilter.com](http://canadianquilter.com) website until June 22 and fill out the entry form, attach your photo, and hit submit.



Canadian  
Red Cross

## Friendly Phone Program

The Red Cross matches volunteers with seniors, providing new social connections through a weekly phone call. Find out more by contacting us at: [friendlyvisitingsask@redcross.ca](mailto:friendlyvisitingsask@redcross.ca) 306-216-6602

<https://www.redcross.ca/how-we-help/community-health-services-in-canada/saskatchewan-friendly-phone-program>

---

### National Indigenous History Month

<https://www.rcaanc-cirnac.gc.ca/eng/1466616436543/1534874922512>

### 35 books to read for National Indigenous History Month

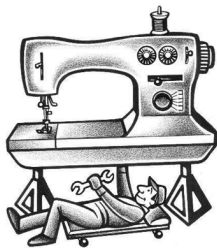
[https://www.cbc.ca/books/35-books-to-read-for-national-indigenous-history-month-1.5585489?fbclid=IwAR2UU7TxyzIfWxfm9-6eq3HKxCP0Q9lwo84lgdmbfY\\_RTh6dzYNI95vP0](https://www.cbc.ca/books/35-books-to-read-for-national-indigenous-history-month-1.5585489?fbclid=IwAR2UU7TxyzIfWxfm9-6eq3HKxCP0Q9lwo84lgdmbfY_RTh6dzYNI95vP0)

### Seven Grandfather Teachings with Elder Hazel Dixon

<https://royalsaskmuseum.ca/rsm/visit/event-calendar/item?id=927>

### TREAT YOUR SEWING MACHINE TO A SPA!

Is your sewing machine telling you it's time?



Call or text Darcy in Regina  
**306-501-2771**

or email [darcyzee@hotmail.com](mailto:darcyzee@hotmail.com)

**GREAT RATES!**

[www.sewingmachinecleaningandrepairs-regina.ca](http://www.sewingmachinecleaningandrepairs-regina.ca)



*Ignite*

### OKANAGAN QUILTING RETREAT

Quilter on Fire and the Summerland Waterfront Resort & Spa present:  
**The IGNITE Okanagan Quilting Retreat**

In the Lakeview Creative Room calmly resting on the picturesque Lake Okanagan waterfront, you'll be surrounded by new quilting friends, inspiring stories, mini demos, show and tell and so much more. It will be a peaceful, luxury quilting experience you'll never forget.

November 5 - 9, 2020  
Summerland Waterfront Resort & Spa  
Prices starting at \$1032 pp based on double occupancy (includes 4 nights, food & events)  
Contact [brandy@quilteronfire.com](mailto:brandy@quilteronfire.com)  
or call 1-250-718-1718 to REGISTER TODAY



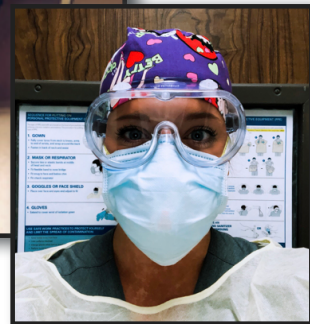
*Quilter on Fire*



Thank you to all of the scrub cap sewers.

As of June 1, 405 caps were made by 37 sewers.  
They are truly appreciated by the recipients.

**Shelley K**



Hi!

My name is Madison W, I work as an ICU nurse in Louisiana and Shelley L sent me some of y'all's scrub caps that you made.

Here's a picture of some of my coworkers and myself in our scrub caps.

Thank y'all so much! It is greatly appreciated!

## PIZZA SOUP

Tasty and quick!

(supper club – Dorothy Y)

The recipe was shared by Mary F. Thanks for this ...

### Ingredients:

- 1 onion chopped
- 1 cup sliced mushrooms
- 1/2 green pepper, chopped
- 2 cans diced or stewed tomatoes (796 ml)
- 1 cup water (Oxo to make beef stock)
- 1 cup thinly sliced pepperoni
- dried basil to taste ( I generally sprinkle a layer to cover the surface of whichever pot I'm using – or – fresh or frozen, in which case you'll need more.)
- 1 cup shredded mozzarella cheese



### Method:

- Saute onions, mushrooms and green peper in a bit of oil until just soft.
- Add tomatoes, beef stock (Oxo + H2O), pepperoni and basil, and cook until thoroughly heated.
- Sprinkle cheese on bottom of bowls, then ladle in soup. Also delicious without cheese!

### Notes:

We added carrots. Cut the sausage in chunks rather than slices.  
Added macaroni. It was delicious.

**ENJOY!**

*~Deena~*

# Safe and Interesting Activity #1



Wesley  
UNITED CHURCH 3913 Hillsdale Street

## Wesley's Gem

For centuries Christian art has inspired, taught, and uplifted the spirit. Wesley United Church shares in that tradition with the three beautiful mosaics embedded in our west exterior wall. The lavish colour and the joyous flow of the ceramic mosaic pieces, as they stream through the elements of the visuals, enrich our appreciation of, and insight into, the Biblical scriptures depicted.

In the late 1950's and early 1960's, when Wesley's early volunteers were planning and building our present home, they selected local artist Lorraine Malach to create an expression of our commitment to our Christian heritage. Lorraine, who died in Drumheller, Alberta in 2003, was born in Regina in 1933. She studied at the Regina College School of Art under Kenneth Lockhead and Arthur McKay. She also studied Honours Painting at the Pennsylvania Academy of Fine Arts in Philadelphia while simultaneously attending the prestigious Barnes Foundation in Merion, Pennsylvania. As well, Lorraine was awarded several highly coveted Study Tour Awards, resulting in study in Florence, Italy and Istanbul, Turkey.


Lorraine returned to Regina in 1958. She worked as an art instructor for the Department of Extension Programs, Regina Campus, University of Saskatchewan, as well as in various locations throughout the province. Lorraine was not only a talented artist; she was also a devout member of the Roman Catholic Church, though she disagreed with some of its tenets relating to women. Her Christian faith led to commissions to create works in a number of Regina churches; in St. Michael's Retreat House, Lumsden; and in Notre Dame Church, Port Alberni B.C.; to mention a few. Lorraine's work also appears in the Sturdy-Stone Building in Saskatoon, and in many public collections including the Saskatchewan Arts Board, the Government of Saskatchewan and the Vatican Collection. Perhaps the major work of her life is "The Story of Life", composed of 10 tonnes of clay, in the main hall of the Royal Tyrrell Museum in Drumheller, Alberta.

But--Lorraine's very first ceramic church murals were created for our own Wesley United Church and installed in our Chapel exterior west wall in 1963. Yes, we possess the historic first piece of Malach church art!


A framed picture of the mosaics with explanatory text, which formerly hung on an interior wall at Wesley, describes the meaning of the mosaics as follows:

*Reprinted from the weekly email announcements of May 24 - 30, with permission of Wesley United Church*


**The Word of God:**  
Symbolized by Scroll and Lamp



**The Holy Communion:**  
Symbolized by Wheat and Grapes



**The Baptism:**  
Symbolized by Water and Dove



## Safe and Interesting Activity #2

OPEN TO EVERYONE IN THE COMMUNITY

**NEW!**



University of Regina  
**A L U M N I**

### ***Research with Impact 2020***

The University of Regina Alumni Engagement Office, in partnership with the Lifelong Learning Centre, is pleased to present our second 2020 lecture series. Over the course of the June series, you'll hear from three dynamic U of R researchers as they present their timely and important work and how it impacts our everyday lives.

This popular series will be offered via Zoom webinar - a web-based video conferencing tool. Instructions will be emailed to registrants 2 days prior to each presentation.

This series is being offered free of charge.

#### **Tuesday, June 9, 2020**

*Stem Cell Research – Navigating the Promise of Innovation and the Perils of Premature Application*

Amy Zarzeczny, Associate Professor  
Johnson Shoyama Graduate School of Public Policy

**Zoom webinar opens at 11:45 a.m. CST**

Presentation: Noon to 1:00 p.m. CST

#### **Tuesday, June 16, 2020**

*Surfing Troubled Waters: Mindfulness for Mood Management in Uncertain Times*

Dr. Shadi Beshia, Associate Professor  
Department of Psychology, University of Regina

**Zoom webinar opens at 11:45 a.m. CST**

Presentation: Noon to 1:00 p.m. CST

#### **Tuesday, June 23, 2020**

*Planet 9 or Planet Nein? Discoveries in the Outer Solar System*

Dr. Sam Lawler, Professor of Astronomy  
Campion College and in the Department of Physics, University of Regina

**Zoom webinar opens at 11:45 a.m. CST**

Presentation: Noon to 1:00 p.m. CST

**Please register by Friday, June 5, 2020 for the first session.**

## Research team has isolated the COVID-19 virus



A team of researchers from Sunnybrook, [McMaster University](#) and the [University of Toronto](#) has isolated severe acute respiratory syndrome coronavirus 2 (SARS-CoV-2), the agent responsible for the ongoing outbreak of COVID-19.

Thanks to nimble collaboration, the team was able to culture the virus from two clinical specimens in a Level 3 containment facility. “We need key tools to develop solutions to this pandemic. While the immediate response is crucial, longer-term solutions come from essential research into this novel virus,” said [Dr. Samira Mubareka](#), microbiologist and infectious diseases physician at Sunnybrook.

The isolated virus will help researchers in Canada and across the world develop better diagnostic testing, treatments and vaccines, and gain a better understanding of SARS-CoV-2 biology, evolution and clinical shedding.

“Researchers from these world-class institutions came together in a grassroots way to successfully isolate the virus in just a few short weeks,” said Dr. Rob Kozak, clinical microbiologist at Sunnybrook. “It demonstrates the amazing things that can happen when we collaborate.”

Dr. Arinjay Banerjee, NSERC post-doctoral fellow at McMaster University, said he knows the collaboration won’t stop there. “Now that we have isolated the SARS-CoV-2 virus, we can share this with other researchers and continue this teamwork,” he said. “The more viruses that are made available in this way, the more we can learn, collaborate and share.”


**Congratulations to the researchers from these three Canadian institutions: Dr. Samira Mubareka and Dr. Rob Kozak of Sunnybrook and University of Toronto; Dr. Arinjay Banerjee and Dr. Karen Mossman of McMaster University.**

With gratitude to the CL3 team and Biosafety Officers.



Our Friends at the Moose Jaw Prairie Hearts Quilt Guild held a marvelous outdoor quilt show on Sunday May 24th! Just a small sample of their work ...

*Incredible skill and artistry ...*



*Innovative displays ...*



## President Shelley K.

It has been a pleasure to serve you as president the last two years. Many thanks to the Executive Committee leads and all of the volunteers that graciously and generously give of their time and energy. Well done! It cannot be done without all of you.

The 2020 quilt show was cancelled; the next show will be in 2022 and Tannis F. has agreed to chair that committee. There was some loss especially when planning starts so early and this year we had to consider a new venue that we are not able to use next time. Please, if you can, save your quilted projects for the next show. I'm sure we can convince our chair to allow items made in the last four years.

Katelyn Johnston, U of R, Anthropology student joined our guild in part to conduct ethnographic research on our quilting culture. She wasn't able to follow through with her plan these last few months, but looks forward to continuing after COVID 19 restrictions are lifted or may consider telephone conversation or video chat as a research method. Stay tuned.

I'm happy to see the amount of donations collected through this last year. Connecting Threads Group, Dallas Valley Retreat and the Christmas social attendees made huge donations to our community this year.

Our Guild has done an excellent job of offering opportunities for education, fellowship, and co-operation with other groups to promote, preserve and encourage the art of quilting.

---

## Vice President Sherrill T.

The Christmas party planning had me a bit nervous, but in the end it turned out to be a success. Members were all gifted a fat quarter, the belly dancers put on a great show that got us all moving, and we were treated to a delicious array of hot soup and good conversation. Members generously donated 123 pillowcases for charity.

I stood in for the Secretary and took minutes at one of our General Meetings, replaced the President and chaired one Executive Meeting,

and was geared up to chair the April General Meeting when travel plans got cancelled along with all other Guild activities which put the brakes on the rest of this spring's quilt related activities.

As we do not anticipate holding General Meetings again until the fall, supplies bought for the June party will be added to next season's planned celebrations. I am really looking forward to seeing what our new Executive has in store for the next quilting season!

---

## Treasurer Marlene S.C.

Financial statements are not posted online. They will be printed for the membership at a later date. Please contact her if you require a copy now.

### Library Bonnie R.

Our library had a busy year, even if it was shortened.

We had a generous donation of books; with the help of Shelby L we sorted through them and some were retained for the library. The majority were offered up for sale (along with those culled from our library) and with the help of new library committee members, Wendy B and Kathy W we took in over a \$100.

Debbie W has been busy ordering books— 19 new books as asked for by you, the members at a cost of \$466.52. Debbie was able to obtain all but one of the books our members requested.

We were moved from the meeting hall to the Board Room which is just opposite the Ladies' Room. Thanks to a generous donation from Tannis F's business we now have new shelves that will not collapse.

All in all a good year; many thanks to my fellow committee members Linda W, Debbie W, Kathy W and Wendy B.

---

### Newsletter Deena A.

*Deena:*

Until very recently, the 2019-2020 year was very normal for the Newsletter Committee. I tried a couple of changes; the first change was new *Meet the Member* questions. The focus was on the member as a quilter. The change was intended to see if making the questions less personal would encourage more people to participate. My opinion is that it did not make a difference to participation rates and I found that I missed learning something different about the featured members.

The second change was to the cover page. I put the President's message on the cover rather than on page 3. I found that the plain text as the first thing you see was quite dull and changed back to graphics after a couple of issues. Not sure yet what will happen in the fall but your opinions would be appreciated.

The balancing act continues between printing enough copies to cover demand but not too many to keep the cost down. I did not print any pages in colour this year. We stopped printing just before buying another set of copies. Lucky timing saved us 450.00. On average we printed 24 pages per issue and 95 copies per month. As of March 31, 2020 we had printed 15,892 pages well short of the normal 25,000.00. Advertising revenue pays for all the costs of the newsletter with a profit of around 300.00 that goes back to the general revenues of the guild.

Thank you to the committee directors for faithfully sending in their information. Also a thank you to everyone else and especially *Meet the Members* participants who provided content for the pages. Where would the newsletter be without its' faithful proofreaders - Mary F, Frances L, and Shelley K? Without all of your willing participation there wouldn't be a newsletter!

*Frances:*

For the 2019-2020 year, we added one half page (Carlye Sew and Sews) and one quarter page (Quilter on Fire) advertisers. They joined our loyal sponsors from previous years. We had 2 full page, 6 half page, 4 quarter page, and 7 business card advertisers. Not returning were Quarter Inch Quilting from Melfort, Haus of Stitches and Women on the Go.

---

## Membership Cheryl A.

As of March 3, 2020 there were 134 paid members, which is the same as of May 2019. Over the past year we have added 12 new members; 7 former members returned to the Guild and 19 members were removed from the roster. Some of those have moved away, some were planning to renew their membership when they returned in the spring and some just are no longer able to attend.

ATTENDANCE		
Month	Members	Guests
September	85	4
October	89	1
November	66	4
December	86	2
January	83	5
February	69	1
March	69	4

MEMBERSHIP	
Year	Year End Total
2010-2011	127
2011-2012	133
2012-2013	146
2013-2014	159
2014-2015	130
2015-2016	141
2016-2017	145
2017-2018	149
2018-2019	134
2019-2020	134

## Website and Publicity Cindy T.

Throughout this past year, the focus was on keeping the website information current and acting on emails sent to the Guild Website ID. Publicity had minimal activity; promotion is through bookmarks at local quilt shops as the main activity outside of the website.

## Program Shelby L.

The Guild program this year was a success due solely to the generosity of the presenters. When asked to present a topic they readily agreed and surpassed our expectations.

For our September program, Dolores Wagner, Deer Valley, gave us a glimpse of some of her fabulous work.

In October we asked for members to show us anything they had quilted and then embellished.

For November, Maxine, the other face of the program team, with friends Lynn and Heather presented Christmas projects for members to stitch up for Christmas giving.

In the New Year, January's meeting enjoyed Ev Rieder, Recreation Therapist from Wascana Rehabilitation Centre, speak to members about proper posture and exercises to perform when sitting at our home sewing machines for long periods of time.

As well, Lynn and Maxine presented a trunk show "A Year of Quilts" in which they showed 12 quilts, one for each month of the year.

Tannis F, one of our own Guild quilt designers, showed us her pattern making process in February.

We had a special treat in March as friends of mine from Torquay, Sask, agreed to come and show us some of their really beautiful work. This was very popular, from the feedback received after the meeting.

Thank you to everyone who volunteered with the program and also thank you to our appreciative audience.

## Workshop Heather I.

<b>Date</b>	<b>Workshop</b>	<b>Instructor</b>	<b>Brief Description</b>	<b># of Attendees</b>
<b>September 14, 2019</b>	<b>Advanced Free Motion Quilting</b>	<b>Jean Berndt</b>	<b>Students learned a variety of techniques to enhance their free motion quilting skills.</b>	<b>12</b>
<b>October 5, 2019</b>	<b>Modern Slice and Insert</b>	<b>Ruth Barlow</b>	<b>Students had fun breaking the rules, expressing their creativity, were improvisational and played with color and simplicity</b>	<b>7</b>
<b>November 9, 2019</b>	<b>Modern Circles or Squares and Rectangles Applique</b>	<b>Lori Tourscher</b>	<b>Students learned a simple method to applique'</b>	<b>19</b>
<b>December 7, 2019</b>	<b>Begin a Cloth Book</b>	<b>Heather Grover</b>	<b>Participants got a jump start by creating a cloth book or journal page</b>	<b>12</b>
<b>January 11 and 12, 2020</b>	<b>One Block Wonder</b>	<b>Sherril Taylor</b>	<b>Students learned to use a 60 degree ruler to make kaliedoscope blocks using large colorful prints or panel.</b>	<b>11</b>
<b>February 8, 2020</b>	<b>Tool Tote Bag</b>	<b>Rene Boomer</b>	<b>Participants learned to make the perfect bag for workshop supplies</b>	<b>8</b>
<b>March 4, 2020</b>	<b>Mystery Quilt Completion</b>	<b>Tannis Fahlman</b>	<b>Participants learned the placement of the monthly mystery blocks</b>	<b>7</b>

All workshops were held at The Saskatchewan Abilities Council. We have had a successful year with a variety of workshops at reasonable costs that were well attended.

# Taking Care of Business

## PPQG Executive and Directors 2020 – 2021

Report to the PPQG Executive: June 8, 2020 **Jymmi Kaye D.**

Results of the SAGM online voting: 86 voting members participated.

### Acclaimed

President  
*Sharon G*



Vice-President  
*Tannis F*



Secretary  
*Shelley K*



Treasurer  
*Marlene SC*



Bonnie R



Cheryl A



Deena A



Heather I



### Appointed by the Executive



Shelby L



Jymmi Kaye D



# PPQG Committee Reports 2020 - 2021

## Connecting Threads Marlene S.C.

Since January 2020, we have donated 137 quilts to NICU, Peds at RGH and Wascana, Cancer Clinic, and to the RGH Cardio Science Unit for women with advanced cancer. This brings our 5 year total of quilt donations to 2671.

---

## Quilt Show 2020 Tannis F.

Unfortunately, our quilt show was cancelled due to Covid 19.

I am assuming you, like myself, were quilting up a storm during this time of social distancing. I have finished all my Christmas quilts and even finished my UFO's.

We are going to have a quilt show in 2022 so everyone keep some of those quilts for the show.

I would like to thank all the committee members for all their hard work and efforts. Hopefully, we will be able to meet again for the next show.

We do not have a venue for the 2022 show, but we will be looking once we are able to.

We did incur some costs for the show such as printing but were able to receive most deposits back. We have already purchased the ribbons for the next show and have one judge confirmed.

**We will be drawing for the raffle prize in September, hopefully at the Sept general meeting.**

Looking forward to visiting with everyone again.

---

## UFO Heather H.

The UFO Committee had a productive year with many projects completed even before COVID 19. This year's winner was Team C who ran away with the most completed projects and highest participation.

By the numbers: **Quilters 32: Teams 4** Scores: Team A **121** Team B **126** Team C **341** Team D **230**  
Projects completed **163**

Quilters with highest scores (greater than 50): **Denise S, Joan G**

Quilters with more than 10 projects completed **3**

Quilter who completed All Her Projects **1**

**Thanks everyone for participating. Have a great summer.**

---

## Retreats Shannon B.

We were able to hold the annual Dallas Valley Retreat (in March) and it was a resounding success. Retreats allow members to share in the camaraderie of quilting together in a large group - the sharing, learning and laughter go a long way to helping our guild stay connected and current. There is always someone doing something that is new, or innovative, or just plain amazing that the rest of us enjoy seeing and learning about. We collected over 100 placemats for Meals-on-Wheels from those in attendance. The event is run on a cost recovery basis so as not to be a burden to the finances of the Guild. If you haven't attended a retreat yet, I strongly suggest you do - they are such a great way to share ideas, meet other people, see new and different techniques, and just an all-around great excuse to take a mini vacation! Once again our retreat was SOLD OUT and that is due to the membership for once again supporting our retreat.

## Advertising Information

The Prairie Piecemakers Quilters' Guild is entering its twenty-seventh year as an incorporated organization, serving quilters, promoting the quilting arts and supporting the development of quilting in Regina. Your advertisement is an effective way to reach a local and a broader audience of quilters:

**Local audience:** the Prairie Piecemakers Quilters' Guild publishes 10 newsletters each year, monthly from September through June. The newsletter is distributed to all Guild members (currently 128 members and growing).

**Extended audience:** advertisers in the newsletter are recognized on the Guild website ([www.prairiepiecemaker.com](http://www.prairiepiecemaker.com)) with a link to their website and/or contact information.

Each newsletter is posted on the Guild website and remains available for public download through the newsletter archive.

### Timelines:

Advertisers should send their advertisement copy to the editor of the guild newsletter two weeks before the end of the month prior to the next issue of the newsletter. Please see the Guild website for our Advertising Guidelines.

### Contact:

**Inside the Guild** Newsletter Editor  
Prairie Piecemakers Quilters' Guild  
Box 33043, Cathedral P.O.  
Regina, SK S4T 7X2  
Telephone: 306-584-9509  
Email: [newsletterppm@gmail.com](mailto:newsletterppm@gmail.com)  
Website: [www.prairiepiecemaker.com](http://www.prairiepiecemaker.com)

## Want to join the Guild?

Visitors and new members at all levels of quilting are welcome.

Guild membership consists of quilters of varying ages and abilities who share a great appreciation for the art of quilting and the fabric used to piece the quilts together:

- The membership year runs from July 1 to June 30 of the following year.
- New members are welcome at any time during the quilting season.

The Guild is a member of the Canadian Quilters' Association.

Please contact us by email at [ppmqguild@gmail.com](mailto:ppmqguild@gmail.com), through the website, or directly to a Membership Committee member (pg. 2).

## Inside the Guild

### Commercial Advertising Rates

Single Issue Rate			Full Year
Category	Size	Rate	Rate
Full page	7.5" x 10"	\$50.00	\$250.00
Half page (horizontal)	7.5" x 5"	\$25.00	\$125.00
Half page (vertical)	10" x 3.75"	\$25.00	\$125.00
Quarter page	3.75" x 5"	\$16.00	\$80.00
Business card	3.75" x 2.5"	\$8.00	\$40.00

### Non-Commercial **Classified** Advertising Rates

Advertisements must be sewing, quilting, or fibre art related. 1/4-page and 1/2-page advertisements, containing a photo, a graphic, or an image are to be in .pdf, MSWord, or .jpeg format (ready for insertion) and sent to [newsletterppm@gmail.com](mailto:newsletterppm@gmail.com). Include your complete contact information.

Please make your cheque payable, in the correct amount, to PPQG and forward it to Prairie Piecemakers Quilters' Guild, Box 33043, Cathedral PO, Regina, SK. S4T 7X2.

Advertisement Sizes	Guild Member	Non-Guild Member
	Per issue	Per issue
Classified Ads of 50 words or less - no photo, graphics, or images	FREE maximum insertion 3 months	\$8.00
1/4 page	\$5.00	\$16.00
1/2 page	\$10.00	\$25.00

Except where noted, all graphics and photographs are from Google Images.

**Privacy of Information:** As a public organization, the Prairie Piece Makers Quilters' Guild, Inc. (PPQG) is compelled to abide by the Canadian rules applying to the Privacy of Information. We cannot share information about members without this consent. The personal information collected consists of name, address, telephone number, and email address and is used to contact members for Guild business. As the Guild's membership form does not specifically ask members if they will allow their names to be published in the newsletter, the newsletter will not publish full names, excepting for the executive and committee chairpersons, who have signed disclaimer forms for the editor or when expressed permission is provided. When submitting articles for the *Inside the Guild* newsletter, please state as to whether you will allow your full name to be published in the newsletter print format, available at Guild meetings and the online copy published on the Guild's website. *Thank you.*