



Prairie Piecemakers Quilters' Guild

Inside the Guild

Website: www.prairiepiecemaker.com

Facebook: Prairie Piecemaker Quilters' Guild

Newsletter: newsletterppm@gmail.com Email:
ppmqguild@gmail.com

Prairie Piecemakers Quilters' Guild

Box 33043, Cathedral P.O.

Regina, SK S4T 7X2

Copyright: Prairie Piecemakers Quilters' Guild Inc.

Meeting Dates 2022-2023

Good Shepherd Lutheran Church
3825 Hillsdale Street Regina SK

First Tuesday of the month at 7 pm:

September 6, 2022

October 4, 2022

November 1, 2022

December 6, 2022

*January 3, 2023

*February 7, 2023

*March 7, 2023

April 4, 2023

May 2, 2023

June 6, 2023

* **ZOOM MEETINGS**

DISCLAIMER Information contained herein regarding any specific person, commercial product, or service by trade name, trademark, manufacturer, or otherwise, does not constitute or imply its endorsement, recommendation, or favouring by Prairie Piecemakers Quilters' Guild or its directors

President's Message



As we start 2023 we have some fun and exciting challenges ahead of us, which mostly involve quilt shows. After inquiring with Government House, we are being granted the ability to display some of our works, but not until 2024. The display will last for three months, and at this point we have our choice of which quarter of the year to choose.

I've asked Bonnie Racz to head up a small committee for the Government House display. Bonnie served many years as a volunteer at our beautiful national Historic Site and Provincial Heritage Property we call Government House. She knows the staff and the facility better than anyone. But we will need just a few more people to help. I'm asking anyone who would be interested to talk to Bonnie or myself. I don't think it needs to be a big committee, but at this point, we really don't know what will be involved in this, how many quilts we can display. That makes it difficult to assess the level of commitment needed. But if you are interested, please let us know! Being able to have a display of our work in this location is a wonderful way to showcase our guild and the beautiful quilts our members create. Because every year thousands of visitors explore the history, heritage and grounds of Government House. We would like to set up the initial meeting with the staff there in January or early February.

The other challenge is our own quilt show in 2024. We need someone to volunteer to chair the show. It is a job for a person who is organized, is able to delegate duties, and can pivot if a "situation" arises. It will be rewarding and fun at times. But there may be times you will need to display patience and diplomacy. And while you will be the leader, you will also have a small army of people to rely on to get the job done. I can think of many people within the guild who possess all of these attributes and leadership skills. We really need someone to step up and take this on. I feel like I say this every year about board positions, but I'll say it again now. If we don't have a chairperson, we can't have a quilt show. Please give it some consideration and talk to Tannis, Marlene or myself if you have any questions.

There will be more about elections and board positions in the months to come, but I'll end this by wishing everyone a Happy New Year.

Agenda

Jan 03, 2023 agenda

Welcome	Sharon
Program intro	Linda
Program	Jennifer Houlden (presentation will take 45 - 60 mins)
break	10 mins
President's report	Sharon
Upcoming Workshop	Aline
Quilting 101	Colleen M.
Upcoming Program	Linda
Mystery quilt	Tannis
Zoom Sew Days	Lynn
Membership report	Cheryl
Door prize draw	Sharon
Show and Share	Everyone
Adjourn	Sharon

Next meeting is Feb 07, 2023 on Zoom

Colleen's Quilting Longarm Quilting

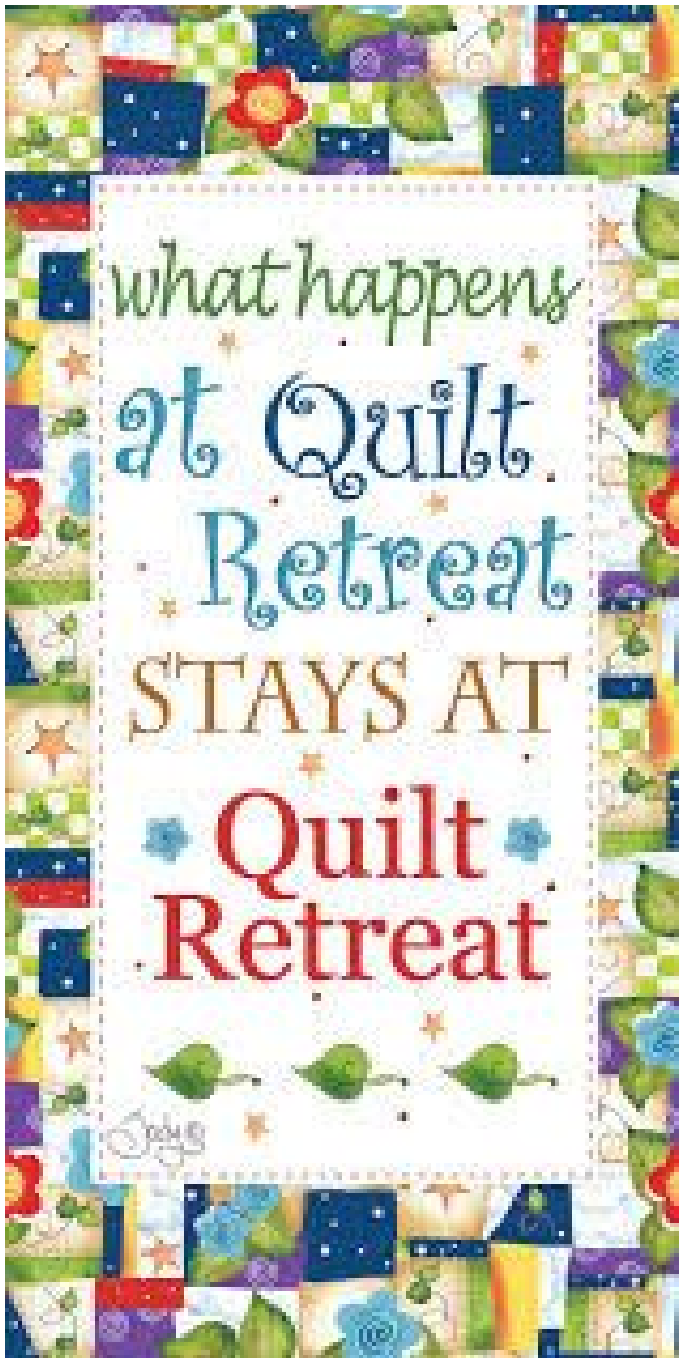
Colleen Matheson 290 Qu'Appelle Drive West
mathesonc@sasktel.net Lumsden SK
306-731-3603 SOG 3C0
APQS Millennium

Loreen Longarm Quilting Services

Loreen Yanko Owner
loreenyanko@gmail.com
95 Dale Cres
Regina, Saskatchewan S4N 5J6
306 761-0841

Retreat Information

Quilters' Retreat Mar 2 – 5 , 2023



We are going to do retreat registration as fair as possible with the intent to give every guild member who wants to attend an opportunity to register for the retreat. We are setting the amount of people for the Winter Retreat to 20 participants so that each quilter has a single room and sewing station with required spacing. However, the number of participants may increase depending on the provincial health situation (re: Covid) in the new year.

At 20 people this event will pay for itself so the fees may be slightly higher than pre-pandemic. We do need a minimum of 20 participants for the event to proceed. Estimated cost per person based on 20 participants is \$300.00 per person. This is only an estimate.

We are now open to friends/family/outside guild quilters.

Send your name/phone number in an email to saskgirl1971@gmail.com

In order to provide as safe an environment as possible Saskatchewan Health guidelines will be followed at the retreat venue whatever they may be at that time.



TINY STITCH QUILT SHOP INC.

24 - 810 CENTENNIAL BLVD
WARMAN, SK S0K 4S1
(306) 384 7858
TINYSTITCHQUILTSHOP@GMAIL.COM

SHOP ONLINE:
WWW.TINYSTITCHQUILTSHOP.COM



Angela Denys 306.421.3083
Angela@GypsySoulFabrics.ca

The convenience of a fabric shop without restrictions of 4 walls!
Gypsy Soul Fabrics is a pop-up shop that carries a wide variety quilting supplies
We are mobile & available for your event! Call us to book today!

The logo for Gypsy Soul Fabrics features a green leaf and the text "Gypsy Soul Fabrics" in a cursive font.

Happy New Year!

Looking forward
to seeing you in
2023!

Cindy-rella's
Sewing & Quilting



Your Craft Palace

Second Story Quilting

Widebacks and Quilters Dream Batting



Fit For a Queen by Westrade

Wide range of colors ~ Cotton and Flannel ~110"x108"

Quilter's Dream Batting

Cotton, Poly and Orient - King cuts (122"x108")

Christa Marcotte

306-421-7056

www.secondstoryquilting.com


<https://www.facebook.com/secondstoryquilting>



Innovative Quilting

Computerized Longarm Quilting

*Specializing in "Edge to Edge" Quilting
Thousands of Patterns to select from*



Offering:

large selection of wide fabric: Cotton, Flannel, & Fireside
50/50 Cotton-Bamboo & 100% Arctic Cotton Batting

Plus .

We also sell regular fabric, notions, patterns and more..

Open 9 to 5 Mon-Friday & most Saturdays (call ahead)

76 Halifax Ave
Melville, SK

Phone: 306 760-1573 or 306 728-8199 cell
innovativequilting@sasktel.net

"IT'S NOT A QUILT UNTIL IT'S QUILTED"

TREAT YOUR SEWING MACHINE TO A SPA!

Is your sewing machine telling you
it's time?

Call or text me (Darcy) in Regina at
306-501-2771.

Or send me an email to
darcyzee@hotmail.com

You can also visit my website at
www.sewingmachinecleaningandrepairs-regina.ca

GREAT RATES!

Start the year with New Creative Tools!

\$200
Instant Rebate

NOW

\$699



MSRP \$899

hobbylock™ 2.5

overlock machine

Discover the secret of a perfect finish!

This overlock machine offers a variety of suitable stitches to handle most fabrics - velvet, wool, terry cloth, silk, denim, cotton or even stretch fabrics. Plus, achieve perfectly finished edges with seams that stretch when you move.

\$60
Instant Rebate

NOW

\$379



140s

MSRP \$439

SMARTER BY PFAFF™ 140s

sewing machine

Features like tie-off function, adjustable stitch width, and LED light enhance your sewing experience. An integrated needle threader and snap-on presser feet save time, letting you focus on being creative.



Northgate Sewing Centre

140 ALBERT ST. REGINA, SK S4R 2N2

Offer available January 1-31, 2023

Program Information



Jennifer Houlden

Every Quilt has a Story to Tell

Follow along on my quilting journey – from the beginning patchwork pieces that developed my love for fabric and encouraged me to experiment and play with colour, design and techniques over the years creating art quilts and more – to where I am now.

Not every piece turns out as planned but that's okay as art isn't always perfect nor does it follow the direction first visualized while other pieces just fall easily into place hence every quilt has a story to tell.

This trunk show focuses on the stories of my quilts, the development of my designs, the ups and downs along the way and how my environment and the world around me has inspired my passion for quilts and textile art.

Join Jen as our January Zoom presenter to see where her journey started and where it is going.

**John MacPhail - Art East Quilting Co.
will be our February 7, Zoom presenter.**

John grew up in South-Western Ontario and has been a crafter and maker for as long as he can remember. The maker influence was strong in his family and he would be encouraged to create at every opportunity.

While so many mediums inspired his creativity, it was his love of theatre and costume that eventually led to his peaked interest in sewing and textiles.

John received his BA with Honours from Dalhousie University. It was here that he discovered his love for historical costuming, modern pattern drafting and unconventional sewing techniques. John discovered his passion for everything quilts almost by accident, while searching for a sewing project to occupy his down time. This quickly became his career focus, and started Art East Quilting Co. under which he publishes modern quilt patterns and offers custom quilts, fabric goods and art pieces. He loves using quilting in various art forms, and has become known for his textile animal portraits. John enjoys spreading his love of quilting worldwide through his various virtual workshops which range from traditional quilting techniques, modern unconventional thread application and quirky raw-edge appliqué pet portraits.



Workshop Information

Aurifil Thread Play Workshop January 21, 2023 9:00 – 1:00 pm

Instructor: Gail Heller

Zoom Link to be sent by email one week prior to workshop date

Workshop Fee: \$ 60.00 members/ \$70.00 non-members

Registration deadline: Tuesday, January 4th

Bio

Gail Heller is the owner of Erie Quilt Art Inc., Canadian distributor for Aurifil threads and other quality quilting products, selling to quilt shops and quilt businesses across Canada. Gail is a certified Aurifilosopher.

Gail has been fascinated by quilts since she was a little girl, watching her Babci (Polish grandma) making quilts. Gail began quilting herself in 1991 from time to time, being mostly an observer at quilt guild meetings. Once she had more time, Gail began to devote more time to quilting, beginning in about 2005. Gail enjoys a combination of traditional, modern and art quilting techniques. Gail resides in Calgary, Alberta which is where her business is located.

Part I - Aurifilosophy Lecture/trunk show – 1 hour

Gail will give a live power point lecture and will provide you with great insights into Aurifil's history, the production process for Aurifil threads and will help you to understand what makes Aurifil what is arguably the best thread for your quilting and embroidery projects. Did you know that the major

European fashion houses use Aurifil thread when sewing their couture gowns and bags? Gail will share this bit of information and much more during the lecture. Gail will also discuss the various thread weights and how you should use them for various projects: piecing, machine and hand embroidery, hand stitching/big stitching and needlepoint will all be discussed. Throughout the lecture, Gail will share many photos of projects and will also share a fun video from a couture fashion house.

Part II - Aurifilosophy Workshop – 3 hours

In this workshop, Gail will lead you in creating a simple 10" x 14" wall hanging or placemat using a simple curved piecing method on a neutral background. You will learn all about using threads to accent and meet the needs of your quilts, by using all weights of Aurifil thread to piece and embellish your item(80 wt, 50 wt, 40 wt, 28 wt, 12 wt). Gail will also show you how you can use Aurifil's Lana wool/nylon blend and six strand cotton Aurifloss.

Thread kits with five small spools of each weight of thread will be available for the class – to be purchased through the Peachtree Quilt Shop. (Kits will be in coordinating colours and available ONE WEEK prior to the workshop).

Workshop Information Con't

Supply List

3 or 4 light neutral fabrics for the wall hanging;

Batting for a 10" x 14 " project;

Backing for a 10" x 14" project;

Small spools of Aurifil thread – 80 wt, 50 wt, 40 wt, 28 wt, 12 wt. Kits will be available for purchase from Peachtree Quilt Shop ONE WEEK prior to the workshop. Approximate cost: \$36.00.

Aurifloss in cotton and 12 wt lana wool will be demonstrated; can be purchased if you choose

by special request, but are optional.

Sewing machine and basic sewing supplies.

Workshop Payment To register, pay the workshop fee by the workshop deadline date and pay by cash or send an e-transfer to ppmgtreasurer@gmail.com or pay by cheque payable to The Prairie Piecemakers Quilters' Guild and mail to Box 33043, Cathedral P.O. Regina, SK S4T 7X2 Notification of attendance will be confirmed via email two weeks prior to the workshop.

Cancellation

If unable to attend, please notify a member of the Workshop Committee. You are responsible to find a replacement that can pay the Workshop fee and take your place. The Guild does not refund the registration fee when you are unable to attend nor provide a credit for a future workshop. If there is a waiting list for the workshop, the Workshop Committee will share the names on the waiting list for you to contact. If the Guild cancels, the Workshop registration will be reimbursed. *The Guild abides by provincial health regulations as well as the regulations set by the facility we are renting. As such we may need to cancel face to face workshops. Masks are recommended, please do consider wearing a mask to protect yourself and others. You will find Workshop Lead contact information on the page 2 of this newsletter.*

Workshop Information Con't

Building a Better Relationship with your Sewing Machine Workshop

February 25, 2023 9:00 – 4:00 pm

Instructor: Bernie Tobisch

Location: SaskAbilities - 825 McDonald Street

Workshop Fee: \$100.00 members/ \$110.00 non-members

Registration deadline: Friday, February 10th

Bio:

Bernie has been a sewing machine technician for 46 years. In that time, he has serviced 50,000 plus machines of all brands, including industrial machines. Having learned early on that sewists have a close relationship with their machines, he often sees himself as a relationship counsellor, rather than a tech. He feels that understanding what your machine is trying to communicate, when it balks at a task and then addressing the real issue, is the pathway to achieving a much more rewarding partnership.

Workshop Description:

Are you having relationship problems with your sewing machine? Is there tension in the air? Is the honeymoon over? Maybe you and your machine only need to learn how to communicate more clearly.

Let Bernie be your counsellor and help you discover how to understand what your sewing machine is trying to tell you. Learn how to get it to do what you would like it to do. End the tension filled battles, once and for all! Reconnect and grow to love your machine all over again. Together we will address tension, feeding of fabric, needle, and thread choices and do some fancy footwork!

This class is based on Bernie's book, *You and Your Sewing Machine* and a copy in class would make a great resource.

Let's get this relationship back on track!!

Supply List

Sewing machine in good working order

Power cord and foot control

Accessory kit

Oil


Scissors

Thread – Aurifil (50wt) beige (2311) and Aurifil black or dark brown

Monopoly thread

1 sheet of #400 wet and dry sandpaper

Sense of humour





Hello Quilters,

This is our last newsletter of 2022 and with every ending of a year we look forward to a new one. Wishing you all a happy and healthy 2023!

Coming up in the new year...

It's almost time for our 2023 Quilt Along! Here's a sneak peek.

2023 Webinars have been posted and we're very excited about our winter line-up beginning with Sandy Sandvik "Zero Waste: The Art of Upcycled Quilting."

CQA/ACC is looking for photos of your quilts/quilted objects made from repurposed materials. Deadline for photo submission is March 18th (Global Recycling Day). All quilts will be displayed in our online gallery. Learn more about the Sustainability Challenge.

Members have been enjoying solving the Mystery Quilt 2023. There is still time to take part.

News about Quilt Canada 2023...

Make sure to read about how you can enter your work in the National Juried Show.

Book your hotel soon. Limited rooms are available at a special price.

Teachers and Lecturers have been announced! Featured below is Carolyn Friedlander.

NO QUILT QUILTING

Professional Longarm Quilters

Moose Jaw, SK

All our prices are very competitive.

We offer basting to extreme custom work. We offer it all!

With no training session involved, you can just walk in and start to load your quilt.

You can also have us pre-load your quilt for a small charge.

During a one-on-one session of no less than 4 hours, you may choose from many threads, and a large variety of edge to edge designs

- a creation that's all your own.

If you have ever wanted to experience quilting your own quilt on a computerized machine with thousands of edge to edge designs to choose from, we have a plan for you!

We're offering our computerized Gammill Statler longarm machine in a great deal.

This will be a no sweat, and no stress experience

Of course, we still offer quilting for those who want to continue to have us quilt for you.

We also have a large selection of battings, including wide, black, wool/cotton blend, bamboo, 100% natural cotton, 100% cotton bleached white, 80/20 cotton poly, the last 2 being available in Hobbs, and Arctic.

With the lowest prices around, don't hesitate to give us a call to book your spot!

You can call Colleen at 306-631-5303.

Please don't hesitate to call us for any of your longarm needs.



Quilt Guild Challenge

Our challenge this year will be making a monochromatic lap size quilt. For the challenge keep the size: **width between 36"-40"** and **then the length between 40"-50"**.

Rules:

The quilt is to be a monochromatic colour scheme which means the colour is in one family of colour. Monochromatic is all about one colour and using tints, shades and tones of that colour to make it stand out. Using different values is a key to making an effective monochromatic quilt.

You can use any pattern of your choosing or create your own.

What are tints, shades and tones? Tints are colours with white added, shades are colours with grey added, and tones are colours with black added. By using a variety of light, medium and dark values of the same colour will provide contrast and add to the piece you create.

These quilts can be donated to Connecting Threads or made for yourself.

There will also be prizes! **Quilts will be shown at the April meeting.**



21 N Main St
Crosby, North Dakota
P: (701) 965-5000

<https://www.pleasantpheasantfabrics.com/>

check us out on Facebook too at:

<https://www.facebook.com/PleasantPheasantFabrics/>

MaMi's Country Quilts



Duck Lake, SK

..... ★ ★ ★

Back To

SEWING

20% OFF
all
Books &
Patterns

For the month of September

www.mamisquilts.com



Chitter Chatter Fabrics

QUALITY QUILTING FABRICS AND
NOTIONS

6070 Beatty Road, Abbotsford, BC
Tuesday - Saturday 9-5

In-Store and Online Shopping
Quick Order Fulfillment
Great Shipping Rates

Visit us at:

www.chitterchatterfabrics.com

604-856-0420



Regina District Modern Quilt Guild (RDMQG)

Happy 2023! Peace, joy, health, happiness, friends, creative quilting time
The new year welcomes us with endless quilting possibilities and all of its extremes: quilt making as you like it or quilt making just for the joy of it. Traditional or improvisational blocks/piecing, bold or reserved colour choice, fabric from the stash or fabric from the store and a quilt or two or three with a challenge and a quilt or two or three for enjoyment will all bring smiles and happiness to the makers and the recipients and the PhD's awarded: Praised highly for Design, Praised highly and Deserving, tops Piled high and Desperately waiting for finishing and fabric Piled high on shelves or Deep in containers. Quilting involves a progression of choices as we tell a story and acknowledge our creative art.

RDMQG is completing our December program challenge of slicing a 36-inch block and Remixing and assembling the slices with negative space filler. This has challenged the extreme for comfort zone but has produced some really creative pieces. Looking forward to January Show and Share.

The next Modern Sew Day/Meeting is Sunday, January 8 from 9:00am – 5:00pm at Sask Abilities.

RDMQG has spirit and inspiration to share.

Contact us at rdmqg1@gmail.com

Let your quilting happen!
Ruth B





But this is very definitely a GOOD sign.
And when you see a good sign you should heed it. So do come in to the shop when you are in Saskatoon or swing by the website. Always the best fabric, plus thread, fat quarters, notions, kits and more.
Check out a new Bernina or Juki machine.

follow us on *instagram* and *facebook*
www.periwinkle.biz

270 - 2600 Eighth St. E., Saskatoon, SK
ph: 306-933-3072 e-mail: periwinkle@sasktel.net



BRODERICK GARDEN CENTRE

FABRIC | CRAFTS

QUILTING COUNTRY

Offering a Wide Selection of:
QUILTING FABRICS
PRECUTS ♦ NOTIONS
BATTING ♦ WIDE BACKS



Tuesday to Friday 9:30 to 5:00 • Saturday 10:00 to 3:00 • Or scheduled appointment
Closed Sunday & Monday (closed Saturdays of long weekends)

780-662-4886 • 5110 50th Street, Tofield, AB • quiltingcountry@hotmail.com

LONGARM QUILTING SERVICES

Corben Tours GROUP TOUR SPECIALISTS

Quilter's Collection

Festival of Quilts – Heritage Park Calgary - May 27 – 29, 2023

Quilt Shops * Two Days at Festival * Special Event Saturday * All Breakfasts

Missouri Star – June 03 – 12, 2023

Two Days & Trunk Show at MSQC * Int'l Quilt Museum Behind the Scenes *
Amish Country Tour * Many Quilt Shops * All Breakfasts, 3 Lunches, 4 SEWcials

Sister's Oregon – Outdoor Show July 06 – 13, 2023

World's Largest Outdoor Quilt Show * Cannon Beach – Coastal Oregon *
Leavenworth Bavarian Town * Many Quilt Shops * All Breakfasts * Block Party



www.corbentours.ca

1.306.533.0860



New Business



We are going to try a Zoom Sew Day on a Saturday in February!

Stay home and join us via Zoom from the comfort of your own home and sew together!

Email will be sent with the Zoom link closer to the date



This year our Guild donated 667 quilts to the RGH and Wascana Rehab Centre's Inpatient and Outpatient Pediatric Units, NICU, CaridoScience Unit for adults with advanced cancer. Allen Blair Cancer Clinic , 4 Directions Health Centre and Kids First. We also donated 438 placemats to SHA Meals on Wheels Program and 4 Directions Health Centre and 195 pillowcases to 4 women's shelters in Regina

As the number of clients have drastically decreased on the Meals on Wheels program, we will no longer be donating placemats to SHA. We have donated these for 16 consecutive years so thank-you to everyone that has added joy to clients at Christmas.



Scrappy Mystery Quilt 2022 -2023

January 2023 Mystery Quilt Block
by Tannis Fahlman

Size: 52 x 56 without borders and up to 66 x 70 with borders



Jan Make 1 - 18 ½ x 12 ½

Fabric

Background	2 ½ Sq- 4	3 ½ x 6 ½ - 2
Black	2 ½ Sq - 11	3 ½ Sq - 4
Scrappy	2 ½ Sq - 12	3 ½ Sq - 4

Directions:

Sew row 1 and 5 using 3 ½ squares and a 3 ½ by 6 ½ background

Sew row 2 to 5 with 2 ½ inch squares following the layout above

Sew the rows together making a 18 ½ by 12 ½ inch block. Make 1

Guild Officers and Directors

President: Sharon G

Vice President: Tannis F

Treasurer: Marlene SC
ppmgtreasurer@gmail.com

Secretary: Beth H

Library: Dianne P

Newsletter/Advertising: Lynn B
newsletterppm@gmail.com

Program:
Linda B

Communications:
Jymmi Kaye D
ppmqguild@gmail.com

Membership:
Cheryl A & Lynne R

Workshop:
Aline M

Guild Committees

50/50 Draw
Committee:
Sheree S, Betty U

Retreats:
Shannon B
Jacquie B.

UFO's:
Renee B

Connecting Threads:
Marlene SC

Library
Pat P, Mary O, Linda W, Debbie
W