

Prairie Piecemakers Quilters' Guild

Inside the Guild

Website: www.prairiepiecemaker.com

January

Issue 2022-01



opportunities ...

... possibilities

<https://www.youtube.com/watch?v=Rtajxo8d7js>



Guild Officers and Directors

President:
Sharon G

Vice President:
Tannis F

Secretary:
Beth H

Treasurer:
Marlene SC

Guild Committees with Directors*

Library Committee:

Bonnie R*
(Pat P, Mary O, Linda W, Debbie W)

Newsletter/Advertising:

newsletterppm@gmail.com
Deena A*

Proofreading: Frances L & Mary F

Program Committee:

Linda B*

Website/Promotions Committee:

Jymmi Kaye D
ppmqguild@gmail.com

Workshop Committee:

Aline M*

Membership Committee:

Cheryl A* & Lynne R

Guild Committees

**Meeting Dates
2020-2021**

September 7, 2021

***October 5, 2021**

***November 2, 2021**

***December 7, 2021**

***January 4, 2022**

***February 1, 2022**

***March 1, 2022**

April 5, 2022

May 3, 2022

June 7, 2022

*** ZOOM MEETINGS**

50/50 Draw Committee:

Sheree S; Betty U

Retreats:

Shannon B*
Jacquie B.

UFO's:

Renee B

Connecting Threads:

Marlene SC

Facebook Page: Jymmi Kaye D

DISCLAIMER

Information contained herein regarding any specific person, commercial product, or service by trade name, trademark, manufacturer, or otherwise, does not constitute or imply its endorsement, recommendation, or favouring by Prairie Piecemakers Quilters' Guild or it's directors.

Want to join the Guild? Information on last page.

Good Shepherd Lutheran Church
3825 Hillsdale Street
Regina SK S4S 3Y5

Monthly Meetings

First Tuesday of month:

ZOOM OCT, NOV, DEC, JAN, FEB, MAR, 7 to 9 pm

Monthly Meetings

First Tuesday of month:

Sept to June, 7 to 9 pm

Website: www.prairiepiecemaker.com

Facebook: **Prairie Piecemaker Quilters' Guild**

Newsletter: newsletterppm@gmail.com

Email: ppmqguild@gmail.com

Copyright: Prairie Piecemakers Quilters' Guild Inc.

Prairie Piecemakers Quilters' Guild

Box 33043, Cathedral P.O.

Regina, SK S4T 7X2





A new year is usually a time for reflection and it bolsters our hopes for do-over, as you flip that calendar page to find a fresh new January.

The new year is also an opportunity to reflect on the year that was - the mistakes and successes. One thing that I'm keen to have more of in 2022 is more "Me" time. Because that "Me" time is usually quilting time. One of my favourite memories of 2021 was the Guild's fall retreat at Dallas Valley. It was great fun, a much needed break, and I managed to get a few things done. Although I must admit, I'm never as productive as I hope to be. But the 2021 retreat was extra special after the past 22 months.

I'm looking forward to the 2022 Spring Retreat, I already have plans for what I'm hoping to work on. I have an extensive UFO list that so far I'm not making much headway with - but I'm hoping 2022 will prove to be more productive.

So Happy New Year and all the best in 2022.

Keep quilting!

Sharon G



Cindy-Rella's Sewing and Quilting

We are an Authorized Bernina, Brother,
Babylock and HandiQuilter
dealer and repair centre



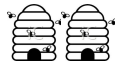
Shop in-store at:

Cindy-Rella's Sewing and Quilting

1230 St John Street
Regina, SK
(306) 585-2227

Or Online at:

www.PrecutStash.com



FEBRUARY

Featured Speaker

Janet Barker



<https://www.facebook.com/JB.QUILTDESIGNS/>

<http://cqacanadianquilting.blogspot.com/2012/11/janet-barker.html>

Over the past decade I have discovered that I really like designing, and actually making the quilts is just a necessary component of the design process. I am a much better starter than finisher and have a plethora of UFO's tucked away in closets and drawers. I think that I am like a cat - I need staff.



Featured Speaker

Tara Evan



Tara Evan from Taralee Quiltery will be our guest speaker in March.

Tara is a modern quilter and pattern designer from Manitoba. Her patterns are unique. She likes to dye fabric especially using snow and ice. You can check out her website: www.taraleequiltery.com

Sew & Sews

117 Main Street, Carlyle SK

Phone: 306-453-2562

www.sasksewandsews.com

Call us to reserve your spot in the Border
Creek Station Mystery Quilt Club or the
Bee Happy Sew Along both beginning
January 2022

Big City Selection, Small Town Service!



www.facebook.com/carlylesewandsews



Open: Monday to Friday 10 to 5



Chitter Chatter Fabrics

QUALITY QUILTING FABRICS AND
NOTIONS

6070 Beatty Road, Abbotsford, BC
Tuesday - Saturday 9-5

In-Store and Online Shopping
Quick Order Fulfillment
Great Shipping Rates

Visit us at:
www.chitterchatterfabrics.com
604-856-0420





Aline M



Bridget O'Flaherty
988 Brooke Valley Road
Perth Ontario, K7H 3C6
613-264-7519



Inspired by nature, Bridget O'Flaherty is passionate about the environment. She has been working in textile arts for almost 30 years and loves its tactile nature and connection to the land. She is an internationally renowned, award winning quilt artist focusing primarily on free-motion thread painting in her natural landscape designs. She brings her sustainability consultant background into her textile art, beginning with local fleece from a neighbouring sheep farm and processing it to create felted fabric to use in her detailed thread work. She "draws" with her sewing machine, building up layers of multi-coloured thread to create her art. She uses combinations of local, recycled and organic threads, botanical and natural dyes, as well as sustainably managed materials in her original works.

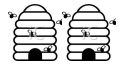
Follow her on:

Instagram @bridgetoflaherty_textileartist

Facebook @BridgetOFlahertyTextileArtist

YouTube @TextileArtbyBridgetO'Flaherty

www.bridgetoflaherty.com



**WORKSHOP
INFO** **WORKSHOPS**
Aline M

It's a GO!



Bridget O'Flaherty
TEXTILE ARTIST

**Easy Peasy Thread Painting by Numbers
ZOOM Workshop**

January 15th 9:00 – 12:00

Cost: \$25.00 + \$51.00 (kit)

Instructor: Bridget O'Flaherty

Registration Deadline: **NOVEMBER 20th**

 <p>Up Yur Quilt</p> <p>Henley Square Plaza 395 Ontario St, St Catharines, ON UpYurQuilt@gmail.com</p>	<p>NOW OPEN</p> <p>Tues, Thur & Fri 8am-4pm Wed 8am-6pm Sat 8am-12pm Sun/Mon closed 289-362-1443 www.UpYurQuilt.ca</p>
--	---

Did you know?



Payment for a Workshop is due upon registration.

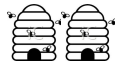
If you are unable to attend a workshop, please notify a member of the Workshop Committee. You will find Workshop Lead contact information on the page 2 of this newsletter.

You are responsible to find a replacement that can pay the Workshop fee and take your place. The Guild does not refund the registration fee when you are unable to attend, nor provide a credit for a future workshop. If the Guild cancels the Workshop, registration will be reimbursed.

If there is a waiting list for the workshop, the Workshop Committee will share the names on the waiting list for you to contact.

Some of our workshops rely on a certain number of participants to cover the expenses. We are trying to keep the costs, as reasonable as possible.

The Guild abides by provincial health regulations and as such, may need to cancel face to face workshops. We kindly ask that, if not fully vaccinated, you wear a mask during the workshop.



**WORKSHOP
INFO** **WORKSHOPS**

Aline M



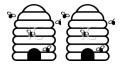
Be sure to register for our upcoming February **zoom** workshop, using flying geese in unique ways called “One Fish Two Fish Wall Hanging” Janet Barker will be leading us on this two half day workshop,

Saturday Feb 12th 9-12 and Sunday Feb 13th from 1-4.

Workshop fee is \$50.00



Janet Barker is a Canadian quilter out of Alberta who has recently been featured by the Canadian Quilters Association. Maximum class size of 20 to ensure lots of personal attention and assistance by the instructor.



Prairie Peacemakers Winter Dallas Valley

Quilters Retreat

Mar 3 - 6, 2022

Currently FULL but taking names for a waitlist

Send your name/phone number in an email

to saskgirl1971@gmail.com .

Saskatchewan Health guidelines will be followed at the retreat venue whatever they may be at that time - masks in common areas, work space set up, etc.

Shannon B



**BRODERICK
GARDEN CENTRE**
FABRIC | CRAFTS

**Bring this ad in for
10% off your purchase,
minimum \$50 purchase**

* Quilting Cotton by Moda; Northcott; Art Gallery; Free Spirit; FIGO; Kona; Ruby Star Society, etc

* Designers: Tula Pink, Tim Holtz, Alison Glass, V and Co., Natural Born Quilter, Guicy Guice, Libs Elliott, Basic Grey, Gingiber, etc.

* We carry an extensive line of patterns, Quilters Select and Creative Grids rulers and templates, Aurifil Thread.

* Bag making supplies: Cork, Canvas, hardware from Emmaline Bags and Sallie Tomato,

www.broderickgardens.ca 420 Saskatchewan Ave E Outlook SK 306.867.8999

Jan 2022 Mystery Quilt

Colours used:
Colour 1 - background
Colour 2 - purple
Colour 4 – multi

BLOCK 1



Make 2 - 6 ½ x 6 ½

Make 1 - 6 ½ x 6 ½

For the 6 ½" Square in a Square, (to finish at 6"):

Needed: Colour 1 (background)

Colour 2

Colour 4

Useful: 6 ½" square ruler

Cutting: Colour 2: Cut 2 - 4 ¾" squares


Colour 4: Cut 1 - 4 ¾" square

Colour 1: Cut 6 - 4 ¼" square, cut diagonally once

Sewing: Sew Colour 1 Triangles to Colour 2 and Colour 4 squares as shown in Step 1 and Step 2.

Trimming: Position 6 ½" square ruler with ¼" as shown by 4 green pointers in Step 3. Trim to 6 ½" square, making sure each point is ¼" from the point of the square.


You will have 2 Colour 2 blocks and 1 Colour 4 Block. These are "stand alone"; set aside.



BLOCK 2



Make 1 - 12 ½ x 6 ½ (colour 4)



Make 2 - 12 ½ x 6 ½ (colour 2)



For the 6 ½ x 12 ½ Block:

Needed: Colour 1

Colour 2

Colour 4

Useful - 4 ½" square ruler

Cutting: Colour 2: Cut 4 - 3 3/8" square
Cut 4 - 3 ¼" square cut diagonally once.

Colour 4: Cut 1 - 3 3/8" square
Cut 4 - 3 ¼" square cut diagonally once. (corrected)

Colour 1: Cut 4 - 3 3/8" square
Cut 10 - 3 ¼" square cut diagonally once
Cut 6 - 1 ½" x 12 ½" rectangles.

Sewing: Make 4 - 4 ½" blocks using **Colour 2** as the centre block and **Colour 1** HST. See steps 1, 2, and 3, above. Make 2 - 4 ½" blocks using **Colour 1** for the centre block and **Colour 2** HST triangles.

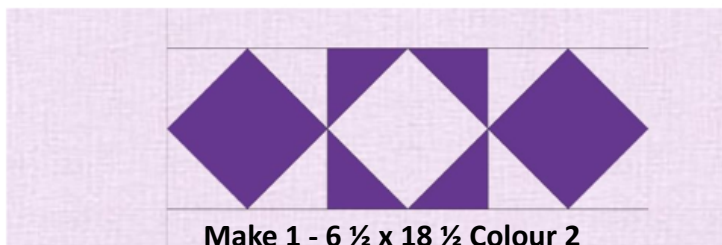
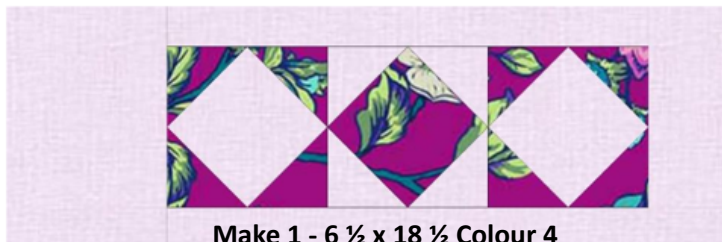
Make 1- 4 ½" block using **Colour 4** as the centre block and **Colour 1** HST. Make 4 – 4 ½" blocks using **Colour 1** for the centre block and **Colour 4** HST triangles.

Trimming: Trim the blocks with the 4 ½" square ruler as show above, making sure each point is ¼" from the edge.

Sewing: Sew a 1 ½" x 12 ½" rectangle **colour 1** to each of the top and bottom of the block.

You will have 2 Colour 2 blocks and 1 Colour 4 - 6 ½" x 12 ½. Set aside.

BLOCK 3



For the 6 ½" x 18 ½" Block

Needed: Colour 1
Colour 2
Colour 4
Useful - 4 ½" square ruler

Cutting: Colour 1: Cut 3 - 3 3/8" square (corrected)
Cut 6 - 3 ¼" square cut diagonally once
Cut 4 - 1 ½" x 12 ½"
Cut 2- 4 ½" x 6 ½"
Cut 2 - 2 ½" x 6 ½"

Colour 2: Cut - 2- 3 3/8" square
Cut - 2 - 3 ¼" square cut diagonal

Colour 4: Cut - 1 - 3 3/8" square

Cut - 4 - 3 1/4" square cut diagonally once

Sewing: Make 2 - 4 1/2" blocks using **Colour 2** as the centre block and **Colour 1** HST. See steps 1, 2, and 3, above. Make 1 - 4 1/2" blocks using **Colour 1** for the centre block and **Colour 2** HST triangles.

Make 1- 4 1/2 block using **colour 4** as the centre block and **colour 1** HST. Make 2 - 4 1/2 blocks using **colour 1** for the centre block and **colour 4** HST triangles

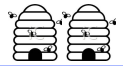
Sew a **Colour 1** centre Square in a Square block to each side of a **Colour 4** centre Block. Sew the 1 1/2" x 12 1/2" rectangle to top and bottom of the block. Sew the 2 1/2" x 6 1/2" block to the left side and the 4 1/2" x 6 1/2" to the right side. **You will now have a 6 1/2" x 18 1/2" block. Make 1 of each colour combination.** Set aside.

When you have finished the square in a square January block, you will have:

- 3 - 6 1/2" square blocks

- 3 - 6 1/2" x 12 1/2" blocks


- 2 - 6 1/2" x 18 1/2" blocks.



NOTES:

Teams have been made up per point value.
Picture of finished UFO can be emailed to
wat2so@accesscomm.ca

Earn bonus points for a label.




Renee B



168 Points

B

Jacque
Cheryl
Joanne
Sharon



68 Points

C

Renee
Joan G
Cindy
Jymmi Kaye



24 Points

A

Carol G
Robin
Shannon
Beth

NO QUILT QUILTING

Professional Longarm Quilters

Moose Jaw, SK

**All our prices are very competitive.
We offer basting to extreme custom work. We offer it all!**

With no training session involved, you can just walk in and start to load your quilt.
You can also have us pre-load your quilt for a small charge.
During a one-on-one session of no less than 4 hours, you may choose from many threads, and a large variety of edge to edge designs
- a creation that's all your own.

If you have ever wanted to experience quilting your own quilt on a computerized machine with thousands of edge to edge designs to choose from, we have a plan for you!
We're offering our computerized Gammill Statter longarm machine in a great deal.
This will be a no sweat, and no stress experience

Of course, we still offer quilting for those who want to continue to have us quilt for you.
We also have a large selection of battings, including wide, black, wool/cotton blend, bamboo, 100% natural cotton, 100% cotton bleached white, 80/20 cotton poly, the last 2 being available in Hobbs, and Arctic.

**With the lowest prices around, don't hesitate to give us a call to book your spot!
You can call Colleen at 306-631-5303.**

Please don't hesitate to call us for any of your longarm needs.





angela@gypsypsoulfabrics.ca
306-421-3083
Estevan, SK

Gypsy Soul Fabrics

invite us to your next retreat! We are mobile!!



TERRY WHITMAN
Custom Longarm Quilter

1-304-634-4603

Box 1586, Estevan SK S4A 2L7
gary.whitman@sasktel.net



Quilters Haven

422 Main Street North
Moose Jaw S6H 3K2
306-693-8523

email: quiltershaveninc@sasktel.net
website: quiltershaveninc.ca

*If you LIKE us on FACEBOOK you can keep up to date with all the current happenings in our shop.
Heather, Arlyce & Staff at Quilters Haven*

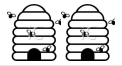



24 - 810 CENTENNIAL BLVD
WARMAN, SK S0K 4S1
(306) 384 7858
TINYSTITCHQUILTSHOP@GMAIL.COM

SHOP ONLINE:
WWW.TINYSTITCHQUILTSHOP.COM

TINY STITCH QUILT SHOP INC.





Connecting Threads



Marlene SC

Raffle tickets for quilt are now available at Connecting Threads. This is a major fund raiser for the group and unless we have the funds, we cannot purchase the batting and flannelette for our donation quilts. You can pick up a book (or 2 or 3) at Connecting Threads any Thur from Beth, Darlene or me. The draw will be made at the May Quilt Show. The quilt was designed by Tannis, sewn by Heather and quilted by Lois Gagnon. (see page 25)


We outdid ourselves this year!!!! Even though we didn't start meeting until Sept, we donated the following items:

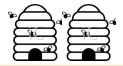
- 661 quilts to NICU, Peds/Adolescent Units at RGH and Wascana Rehab, Allan Blair Cancer Clinic, CardioScience Unit at RGH for adults with advanced cancer, and 4 Directions Community Health Centre.
- 347 placemats to Meals on Wheels for distribution to their 21 outlets
- 126 pillowcases to the 3 women's shelters
Regina Transition House, WISH Safe House and the YWCA's Isabelle Johnson Shelter.

This brings a 7 year total of 3542 quilts, 2012 placemats and 1631 pillowcases.

We will start again **Thur Jan 6.**

Wishing you all a very Merry Christmas and all the best in 2022 ...





Connecting Threads



**Saskatchewan
Health Authority**

Laurie Royan
Coordinator - Volunteer Services
Pasqua Hospital
4101 Dewdney Ave.
Regina, SK S4T 1A5
P: 306-766-2621 or 306-531-7465

December 10th, 2021

Marlene Smith Collins
Connecting Threads
Prairie Piecemakers Quilters Guild
P.O. Box 33043
RPO Cathedral
Regina, Sk.
S4T 7X2

Dear Marlene and Members of the Prairie Piecemakers Quilters Guild,

Thank you for providing all the beautiful placemats for the Meals on Wheels clients. I'm always amazed at all the wonderful designs, colors & talent. The clients always look forward to receiving the placemats every year. They truly appreciate the gift.

With the abundant amount of placemats last year I was able to send placemats to all Meals on Wheels clients in Regina. I called our Long Term Care facilities in our rural communities that also prepare Meals on Wheels & sent placemats for all residents & Meals on Wheels Clients.

Communities include; Regina Beach, Imperial, Lumsden, Southey, Cupar, Balcarres, Fort Qu'Appelle, Kelliher, Raymore, Indian Head, Montmartre, Wolseley, Grenfell, Broadview, Abernethy, Fort Qu'Appelle, Lestock, Raymore, Whitewood and Moosomin.

Each client experiences different difficulties and these placemats are such a kind gift, adding a little cheer to what can be sometimes a lonely time of year.

From the Saskatchewan Health Authority and The Meals on Wheels clients we would like to wish you a wonderful Holiday Season and a Happy New Year!

Stay Safe & Stay Well

Sincerely,

Laurie Royan
Volunteer Services/Meals on Wheels
Regina & Area

Home of Michele's Long Arm Quilting
OVER 8000 BOLTS OF FABRIC

Notions, Patterns & More

MaMi's
Country
Quilts



baby lock

253 Front Street, Duck Lake,
Sask.

Email: mamquilts@sasktel.net

Website: mamisquilts.com

306-467-4453

Classes and Retreats

Book a Private Retreat



Store Hours: Monday - Saturday
9am - 6pm

Michele is also a Certified
Instructor for Judy Niemeyer
Quilting

Now Order Online

mamisquilts.com

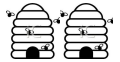


Bonnie R Pat P, Mary O, Linda W



Pause





General Newsletter

December 2021

(edited for brevity)

Ho, Ho, Ho, here we are in the last month of 2021 with the holidays fast approaching or already here (depending on what you celebrate this time of year). Hope your quilted gift projects are nearing completion as time just seems to speed on by.

This month please check out the following items:

- Enter the TrendTex Challenge – Fabric kits still available.
- Mentor a youth in the 2022 JN Harper Youth Challenge – they could win a fabulous prize.
- Prepare your quilt for entry in the 2022 National Juried Show.
- Pick up your next Mystery Quilt clue tomorrow.
- Enter the last Fat Quarter Lottery draw on Dec 31.
- Join the Individual CQA/ACC Member Challenge or encourage your member guild to participate in the CQA/ACC Member Guild Quilt Challenge.
- View the new "CQA/ACC Presidents Through the Years" gallery on the website here.

As 2021 draws to close, the CQA/ACC Board of Directors, Staff, Contractors and volunteers wish all of our members Happy Holidays and best wishes for the New Year!

And we hope to see you next June at Quilt Canada 2022!

As always, we look forward to your feedback. Please let us know if you have any suggestions, comments or questions.

Carole McCarville
CQA/ACC Executive Director

*Bigamy is having
one husband too
many.
Monogamy is the
same.*

On those days when one husband is one too many, try the Periwinkle website to do a little surfing and relax. Wander through our new fabrics and notions. Check out the threads, patterns or books. And if you really need to get away, come on up. Then you can try a new Bernina or Juki sewing machine.

www.periwinkle.biz


Periwinkle
Quilting & Beyond

270 - 2600 Eighth St. E., Saskatoon, SK
follow us on [instagram](#) and [facebook](#) ph: 306-933-3072 e-mail: periwinkle@sasktel.net

Regina District Modern Quilt Guild (RDMQG)

affiliated with



“Nuts” with “bolts” aren’t always found in hardware stores.

“Stash” isn’t always a squirrel’s cache.

A “Rainbow” is not only visible after a rain.

Quilters, uniquely individual, use colour and style, both personal and time related to express themselves and create primarily functional pieces of **art**.

Modern quilting encourages breaking the rules...to creating with no rules...to having fun with bold colours, **solids** or funky fabrics, to improvisational piecing with updates to traditional blocks, to modifying block arrangement and **scale** with wonky options and negative space to allow and showcase quilting freedom. (**Breathe!** Have fun with ideas and fabric. You are the creator of each **piece** of quilting art that you make.)

Regina District Modern Quilt Guild, part of the Regina quilting community, with some members residing an hour from Regina, is a smaller group and an officially registered member of the international **Modern Quilt Guild** for the past seven years. This affiliation with MQG gives members access to the MQG library of interviews and

webinars, patterns and new block designs, challenges and **QuiltCon** opportunities. In a retreat and familial atmosphere, RDMQG provides inspiration and support through demonstrations and program presentations with monthly and long-term challenges for both **individual** and group participation.

RDMQG welcomes all quilters. Everyone has something to share and learn on the quilting curve from traditional to traditional/modern to **modern**.

Presently, we are meeting on Zoom, until Sask Abilities allows outside groups on their site. In real life, we meet **two days** a month from January to June and September to December and one day in July and August.

Our next Zoom get together will be on Sunday, January 9, 2022 at 12:45 pm. For more information, please contact **Ruth Barlow** at ruthbarlow@sasktel.net or 306-543-0583.

A happy, healthy and safe 2022 with wonderful creative stitching times.

Ruth B for the RDMQG





www.PeachtreeQuiltShop.com

SHOP NOW 

OPEN HOUSE
WINTER
sale

1 WEEK ONLY - IN STORE & ONLINE

JANUARY 2ND - 8TH

**20%
OFF**

REGULAR PRICED

FABRIC | NOTIONS | PARTS | PATTERNS



Deborah Chatsis

Deborah Chatsis is a member of the Ahtahkakoop First Nation. She had a long and varied career in Ottawa and abroad as a member of Canada’s Foreign Service since 1989. During that time, she served in Beijing, Bogotá, Miami, Geneva, New York City, Hanoi, and Guatemala, from where she also covered Belize.



She served as Canada’s Ambassador to Vietnam, Canada's Ambassador to Guatemala, and High Commissioner to Belize. At Headquarters, she served with the Legal Operations and Human Rights divisions as Chief of Staff to the Deputy Minister of Foreign Affairs and as Executive Director for South Asia Relations.

<https://www.ualberta.ca/international/about-uai/international-news-and-views/news/2020/december/diversity-in-diplomacy-3.html>

Ms. Chatsis also served on secondment to Indian Affairs and Northern Affairs Canada as senior advisor, Truth and Reconciliation Commission of Canada, and the Privy Council Office as senior advisor, Social Policy Development Secretariat.



<https://www.macleans.ca/opinion/a-woman-to-her-sister-with-cancer-for-now-i-thank-god-you-are-here-today/>

A woman to her sister with cancer: 'For now, I thank God you are here today'

Governor General announces 135 new appointments to the Order of Canada

Deborah Chatsis, C.M.

Prince Albert, Saskatchewan



For her leadership as the first woman of a First Nation to serve as ambassador for Canada, and for her advocacy of human rights around the globe.

<https://www.gg.ca/en/activities/2021/governor-general-announces-135-new-appointments-order-canada>

Loreen's Longarm Quilting Services

Loreen Yanko Owner
loreenyanko@gmail.com

95 Dale Cres
Regina, Saskatchewan S4N 5J6

306 761-0841



Innovative Quilting

Computerized Longarm Quilting

*Specializing in "Edge to Edge" Quilting
Thousands of Patterns to select from*



Offering:

large selection of wide fabric: Cotton, Flannel, & Fireside
50/50 Cotton-Bamboo & 100% Arctic Cotton Batting
Plus .

We also sell regular fabric, notions, patterns and more..

Open 9 to 5 Mon-Friday & most Saturdays (call ahead)

76 Halifax Ave
Melville, SK

Phone: 306 760-1573 or 306 728-8199 cell
innovativequilting@sasktel.net

"IT'S NOT A QUILT UNTIL IT'S QUILTED"

Second Story Quilting

Widebacks and Quilters Dream Batting



Fit For a Queen by Westrade

Wide range of colors ~ Cotton and Flannel ~110"x108"

Quilter's Dream Batting

Cotton, Poly and Orient - King cuts (122"x108")

Christa Marcotte
Box 33

Torquay Saskatchewan S0C 2L0

Call or Text 306-421-7056

Email: acmarcotte@sasktel.net

Website: www.secondstoryquilting.ca

Blog: www.secondstoryquilting.blogspot.com

Pictures of colors can be texted or emailed.



Colleen's Quilting

Longarm Quilting Service

Colleen Matheson 290 Qu'Appelle Drive West
mathesonc@sasktel.net Lumsden, Saskatchewan

306 731-3603

SoG 3Co

APQS Millennium

Judges



Elinor Burwash

Deb Barlow

Carole Gold

Joyce Brown

The Quilt Show Guild Challenge 2022 – Guidelines



Lasting Imprint

Small Quilt

The guild challenge is using the theme lasting impressions.

Make a small quilt that expresses something that has left a lasting impression on you.

Awards

- Best Theme
- Best Use of Colour
- Best Use of Thread
- Best Use of Applique
- Best Free Motion Quilting



Guild Table

Sherill T.



What: An opportunity to sell your unused quilting fabrics and supplies so that you can turn them into cold hard cash and buy new quilting treasures! Well priced goods can net a significant payout. We will sell your items for a 20% commission that goes back to the Guild. We will also be accepting donations of items from Guild members as a Guild fundraiser.

Things that sell well: quilting fabrics or scraps priced for quick sale; patterns; quilt kits; magazines; quilting books; rulers; etc. All items went quickly at the last Quilt Show, especially books and magazines (no older than 10 years old please). Larger items that were priced for quick sale sold well too.

Where: Callie Curling Club, within the area of the Quilt Show, with a visible sign or banner.

When: The quilt show will be held Friday and Saturday May 6 & 7, 2022.

Item Drop off: Sherrill and her Committee will be at the Callie Curling Club on Thursday, May 5th, between 10 - 6 pm to check in your pre-marked items. If this time will not work for you, you can make other arrangements by calling or texting Sherrill @ (639) 915-0314. You will need to mark and record your own items so be prepared to take the time!! Please mark items in amounts of \$2 or higher. We will use the double tag approach again, plus record sheets with your vendor number and desired price on them. To make effective tags, simply sew a line of holes along the long side of an index card and cut your tags, marking on both your vendor number and your desired price. Contact

Sherrill to get your “vendor number” and the forms early so that you can do this at home.

Unsold Item Pick up: Saturday, May 7th - anytime after 6:00 pm. You will be given your sale amounts in envelopes, less the 20% Guild commission, at the June 2022 Guild meeting.

Things to Think About: if you are offering goods for sale, please consider volunteering for a shift at the Guild Table (it is fun anyway!). Don't be afraid to bring larger items – we have even sold sewing machines in the past! FQ's and yardage sells better when presented in Ziploc bags; many Ziploc bags also have a white space that you can mark your price and vendor number on. Larger clear plastic food trays also display nicely. Coordinated grouped FQ's sold well. Packing tape, painter's tape and masking tape usually sticks well but not always. If you are using stick-on labels, test them at home to make sure they stick! If we don't know who owns it, we can't sell it! Good quality scraps can be sold in larger zip lock bags.

Suggested prices (NOT written in stone!): Four or five magazines tied up with curly ribbon sold for \$3.00; Patterns \$2 each or up to 50% off retail price; Fat Quarters \$1-2 each depending on quality – remember that some vendors will be selling theirs for \$2.00+; Older books \$3 or \$4 and newer books can sell for up to 50% off retail price. Donated books, magazines, and yardage are great Guild fundraisers if you choose to donate them. Looking forward to seeing you at the Quilt Show!



We Need to Sell Raffle Tickets!



Beth H.

Tickets are \$2 each or 3 for \$5 and are available at Connecting Threads on Thursday mornings (at the Neil Balkiwell Centre) or they can be requested by email at ppmguild@gmail.com.

Money from the raffle is used to buy batting for the many charity quilts that Connecting Threads makes. Connecting Threads donates 400-600 quilts per year to people who need support. This is in addition to the many pillow cases and place mats they make.

The quilts for the Quilt Show Raffle have been completed. We have two prizes this year.



The first is from a pattern called Tranquility. It was especially designed for this show by Tannis Fahlman and the pattern is only being used for this special quilt – making it absolutely unique. The top was made by Heather Innis, and it was quilted by Lois Gagnon. The fabric was supplied by Cindy-rellas.

This quilt is a great comfort quilt. It is 62” by 62” (155 cm x 155 cm) with a backing of minky - perfect for a lap quilt.



The second prize is a Christmas wall hanging. It was donated to Connecting Threads by Lynn Tomkins. It is 25” by 32” (63 cm x 81 cm), and would be an excellent addition to anyone’s home. The hanging includes a sleeve for the rod to hang it. The creation of the wall hanging was a true group effort. A panel with some embroidery on it was donated to Connecting Threads. Lynn took the panel, got embroidery thread from one friend, buttons from a second friend, fabric for the border from a third friend and did the embroidery, assembling and quilting of the hanging herself.



S-1: Max perimeter 160". Hand or machine quilted.

M-2: **Hand Quilted or Hand Applique.** Made and hand quilted and/or hand appliqued by you Max perimeter 280".

M-3: **Self-machine quilted.** Max perimeter 280". Made and quilted by you on any size machine. Stipulate whether using longarm, sit-down machine, computerized program, pantograph and/or stitch regulator.

M-4: **Machine quilted by someone else.** Max perimeter 280". Stipulate whether using long arm, sit-down machine, pantograph, computerized program, and/or stitch regulator.

M-5: **Kit, Workshop, or Store Sample** Max perimeter 280". Stipulate who quilted it and whether using longarm, sit-down machine, computerized program, pantograph and/or stitch regulator.

L-6: **Hand Quilted or Hand Applique.** Made and hand quilted and/or hand appliqued by you. More than 280" perimeter.

L-7: **Self-machine quilted.** More than 280" perimeter. Made and quilted by you on any size machine. Stipulate whether using longarm, sit-down machine, pantograph, computerized program, and/or stitch regulator.

L-8: **Machine quilted by someone else.** More than 280" perimeter. Stipulate whether using longarm, sit-down machine, computerized program, pantograph, and/or stitch regulator.

L-9: **Kit, Workshop, or Store Sample** More than 280" perimeter. Stipulate who quilted it and whether using longarm, sit-down machine, computerized program, pantograph and/or stitch regulator.

I-10: **Innovative Quilt.** Maximum perimeter 280". Enter the brave new world of art quilts. Show us your original creation, using a variety of materials, not from a pattern or kit. Three dimensional elements such as fabric folding or embellishments are applicable. Be sure to list all of the interesting materials you used.

11: **New Generation Quilters.** For quilters 16 years of age or younger, this is for you. Quilt of any size using any technique.

12: **Group Quilt.** Completed by 3 or more people, any size. What have you and your quilting friends stitched up lately?

13: **Recycled.** Give recycled fabrics or material a second life, any size. 50% of the top must be from recycled fabric or material. Tell us what you started with..

14: **Modern Quilt.** Max 240" perimeter. Modern bed or wall quilts depict modern design and demonstrate personal expression and originality in the design, colour and/or techniques. Minimalism, asymmetry, expansive negative space, and alternate grid work are often a part of modern quilt compositions, as are improvisational piecing and solid fabrics. (Taken from CQA National Juried Show) Stipulate who quilted it and whether using longarm, sit-down machine, computerized program, pantograph and/or stitch regulator.

15: **Modern Quilt** More than 240" perimeter, Modern quilt as described in 14. Stipulate who quilted it and whether using longarm, sit-down machine, computerized program, pantograph and/or stitch regulator.

16: **Assorted Quilted Items:** table cloths, placemats, runners, bowls & boxes, bags, cushions, etc. Three dimensional elements or garments.

Quilt Show Penny Parade Donations:

Betty U.

Here are some themes of baskets:

baby, food/drink, floral/spring, Christmas, seasonal, sports, Diva/pamper me, kids, travel

We are looking for quilting/sewing items as well as other items such as gift cards and small items associated with these themes.

(We don't need any candles.)



Items can be dropped off at Connecting Threads on Thursday between 9 and noon or contact Betty at bettyurschel@gmail.com



Thank you for your support!

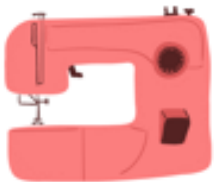
Sew Materialistic



We are the only fabric store in Northeast Saskatchewan!

Over 2000 bolts of quilting cotton!

We carry all your sewing needs, including:



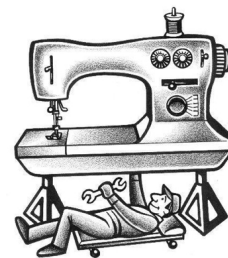
- Wide back cotton and flannel
- Gutterman, Aurifil, and Mettler thread
- Woolly Nylon and Regular Serger Cones
- Cotton and polyester batting
- Pillow stuffing and forms
- Creative Grid Rulers
- and more!

We are located in Nipawin, SK!

**We are open Monday to Saturday,
9:00 AM to 5:00 PM**

TREAT YOUR SEWING MACHINE TO A SPA!

Is your sewing machine telling you it's time?



Call or text Darcy in Regina **306-501-2771**
or email darcyzee@hotmail.com

GREAT RATES!

www.sewingmachinecleaningandrepairs-regina.ca



Ready to have some fun?

We will be signing up ONLINE this year.

The available locations and times will be listed on the guild website.

When you find something you want, send an email to

the website ppmqguild@gmail.com OR

the newsletter - newsletterppm@gmail.com.

I will send you a confirmation by email.

OR

GIVE ME A CALL AT 306-757-6216.

Deena A.

Online signup will be available

Saturday, January 15th.

(unless there are unforeseen changes!)

Inspiration



Thom Brow – Excellence in Innovation From an Original Design

Artist: Fuzzy Mall

Award: Excellence in Innovation From an Original Design

Sponsor: Bernina of Canada

https://canadianquilter.com/njs-award-winners-2021/?mgc_4996=4893/excellence-in-innovation&mgj_4996=49527/thom-brow-excellence-in-innovation-from-an-original-design

Kaffe Fassett had dedicated the last 50 years of his life to the world of Knitting, Needlepoint and Patchwork, promoting these crafts through his own work and encouraging others to find their own creativity. He has produced over 30 publications from 'how to books' to colour in design, and also tours internationally giving workshops, lectures and museum exhibitions.



<http://www.kaffefassett.com>

<http://www.kaffefassett.com/gallery/kaffe-fassett-rose/>

INTERESTING TOOLS

(not promoting just intriguing)

Rotary Cutter and Ruler Combo (6" x 24")

(Available only from the US website or Amazon)



FISKARS®

<http://www.fiskars.ca/>

<https://www.fiskars.com/en-us>



Ergonomic Rotary Cutter

Rainybay

<https://www.rainybay.shop/products/rotary-cutters-right-hand-60mm?fbclid=IwAR1pEQNzrqR2hJi6UvxSONV0f-ZI5hGlGkEfQP5npWHAJkZXb4PzhwQATPo>

NATIONAL *Sewing* CIRCLE™

https://www.nationalquilterscircle.com/video/quilters-guide-to-preshrinking-015627/?utm_source=newsletter&utm_medium=email&utm_campaign=a6198&vsoid=A6189

Preshrinking cotton fabric prior to cutting and piecing it into a quilt is a commonly debated topic among quilters. Ultimately, whether to prewash your fabric or not just comes down to personal preference, but if you like to prewash your fabric, ZJ Humbach shares her quilter's guide for doing so.



Personalizing Your Quilts with Prairie Points

https://www.nationalquilterscircle.com/article/personalizing-quilts-embellishments-part-1-prairie-points/?utm_source=newsletter&utm_medium=email&utm_campaign=a6198&vsoid=A6189





Freemotion by the River
Connie Kresin

Garden Fence block tutorial

<https://conniekresin.com/garden-fence-block-tutorial/>




Riley Blake
DESIGNS

<https://www.rileyblakedesigns.com/assets/images/freepatterns/quiltpatterns/RedHotFreePattern.pdf>

FREE PATTERN

Prairie Piecemakers Quilters' Guild General Membership Meeting Time: January 4, 2022 07:00 PM

General Membership Meeting Agenda

Welcome and open meeting	Sharon
Introduction of program	Linda
break	
Mystery Quilt	Bonnie
Quilt Show 2022	Tannis
Workshop	Aline
Upcoming program	Linda
Retreat update	Shannon/Jacquie
Membership	Cheryl
Prizes	Sharon
Show and share	Everyone
Adjourn meeting	Sharon

Next meeting - Feb 01.2022

Hi,

I just wanted to say thank you very much for the donation of the quilts donated to the Cancer Clinic. My son Giovanni 20 years old was diagnosed with Cancer and received his first chemo treatment on Tuesday this week and he was surprised when the nurses came around and asked if he would like a quilt. He picked a beautiful brown and black quilt and it had butterflies and Maple leaves which represents his birthday Canada day, it was just like it was made just for him. It made him feel at ease knowing that somebody else was thinking of

him!! 🙏

So I just wanted to say thank you so much for your donation and that you guys are making people feel better by doing this!

God Bless you all

Cheri



Advertising Information

The Prairie Piecemakers Quilters' Guild is entering its 28th year as an incorporated organization, serving quilters, promoting the quilting arts and supporting the development of quilting in Regina. Your advertisement is an effective way to reach a local and a broader audience of quilters:

Local audience: the Prairie Piecemakers Quilters' Guild publishes 10 newsletters each year, monthly from September through June. The newsletter is distributed to all Guild members (currently 128 members and growing).

Extended audience: advertisers in the newsletter are recognized on the Guild website (www.prairiepiecemaker.com) with a link to their website and/or contact information.

Each newsletter is posted on the Guild website and remains available for public download through the newsletter archive.

Timelines:

Advertisers should send their advertisement copy to the editor of the guild newsletter two weeks before the end of the month prior to the next issue of the newsletter. Please see the Guild website for our Advertising Guidelines.

Contact:

Inside the Guild Newsletter Editor
 Prairie Piecemakers Quilters' Guild
 Box 33043, Cathedral P.O.
 Regina, SK S4T 7X2
 Telephone: 306-584-9509
 Email: newsletterppm@gmail.com
 Website: www.prairiepiecemaker.com

Want to join the Guild?

Visitors and new members at all levels of quilting are welcome.

Guild membership consists of quilters of varying ages and abilities who share a great appreciation for the art of quilting and the fabric used to piece the quilts together:

- The membership year runs from July 1 to June 30 of the following year.
- New members are welcome at any time during the quilting season.

The Guild is a member of the Canadian Quilters' Association.

Please contact us by email at ppmqguild@gmail.com, through the website, or directly to a Membership Committee member (pg. 2).

Inside the Guild

Commercial Advertising Rates

Single Issue Rate			Full Year
Category	Size	Rate	Rate
Full page	7.5" x 10"	\$50.00	\$250.00
Half page (horizontal)	7.5" x 5"	\$25.00	\$125.00
Half page (vertical)	10" x 3.75"	\$25.00	\$125.00
Quarter page	3.75" x 5"	\$16.00	\$80.00
Business card	3.75" x 2.5"	\$8.00	\$40.00

Non-Commercial Classified Advertising Rates

Advertisements must be sewing, quilting, or fibre art related. 1/4-page and 1/2-page advertisements, containing a photo, a graphic, or an image are to be in .pdf, MSWord, or .jpeg format (ready for insertion) and sent to newsletterppm@gmail.com. Include your complete contact information.

Please make your cheque payable, in the correct amount, to PPQG and forward it to Prairie Piecemakers Quilters' Guild, Box 33043, Cathedral PO, Regina, SK. S4T 7X2.

Advertisement Sizes	Guild Member	Non-Guild Member
	Per issue	Per issue
Classified Ads of 50 words or less - no photo, graphics, or images	FREE maximum insertion 3 months	\$8.00
1/4 page	\$5.00	\$16.00
1/2 page	\$10.00	\$25.00

Except where noted, all graphics and photographs are from Google Images.

Privacy of Information: As a public organization, the Prairie Piece Makers Quilters' Guild, Inc. (PPQG) is compelled to abide by the Canadian rules applying to the Privacy of Information. We cannot share information about members without this consent. The personal information collected consists of name, address, telephone number, and email address and is used to contact members for Guild business. As the Guild's membership form does not specifically ask members if they will allow their names to be published in the newsletter, the newsletter will not publish full names, excepting for the executive and committee chairpersons, who have signed disclaimer forms for the editor or when expressed permission is provided. When submitting articles for the *Inside the Guild* newsletter, please state as to whether you will allow your full name to be published in the newsletter print format, available at Guild meetings and the online copy published on the Guild's website. *Thank you.*