



# Prairie Piecemakers Quilters' Guild

## Inside the Guild

Website: [www.prairiepiecemaker.com](http://www.prairiepiecemaker.com)







**JANUARY** 

**2020**

Issue 2020-01



*What will 2020 bring?*

2	 Captain & the Crew	3-19	 What's the Buzz?
23	 Taking Care of Business (Agenda & Minutes)		5 Program
20-22	 This & That		7 Workshop
11	 Meet the Member		17 Library
24	 Good to Know		14-15 Quilt Show
			8-9 Mystery Quilt
			---
			<b>CLASSIFIED</b> Ads

### Meeting Dates for 2019-2020

- September 3, 2019
- October 1, 2019
- November 5, 2019
- December 3, 2019
- January 7, 2020
- February 4, 2020
- March 3, 2020
- April 7, 2020
- May 5, 2020
- June 2, 2020



**Guild Officers and Directors**

**President:**

Shelley K.  
ppmqguild@gmail.com

**Secretary:**

Dianne P

**Vice President:**

Sherrill-Anne T

**Treasurer:**

Marlene SC

**Guild Committees with Directors\***

**Guild Committees**

**Library Committee:**

Bonnie R\*  
Linda W  
Debbie W  
Kathy W  
Wendy S

**50/50 Draw Committee:**

Betty U  
Sheree S

**Newsletter/Advertising:**

newsletterppm@gmail.com  
Deena A\*  
Frances L

**Retreats:**

Shannon B\*  
Jacquie B  
Roanne D

**Proofreading:** Frances L & Mary F

**Program Committee:**

Shelby L\*  
Maxine K

**UFO's:**

Heather H\*  
306-519-2311

**Website/Promotions Committee:**

Cindy T\* www.prairiepiecemaker.com  
ppmqguild@gmail.com

**Connecting Threads:**

Marlene SC

**Workshop Committee:**

Heather I\*  
Iris L

**Facebook Page:** Jackie S

**Membership Committee:**

Cheryl A\*  
Aline M

**PPMQ next quilt show "20/20 Endless Visions" - May 8 & 9, 2020**

**Want to join the Guild? Information on last page.**

**Monthly Meetings**

First Tuesday of month:  
September to June, 7 to 9 pm  
Good Shepherd Lutheran Church  
3825 Hillsdale Street  
Regina SK S4S 3Y5

Website: [www.prairiepiecemaker.com](http://www.prairiepiecemaker.com)  
Facebook: **Prairie Piecemaker Quilters' Guild**  
Newsletter: [newsletterppm@gmail.com](mailto:newsletterppm@gmail.com)  
Email: [ppmqguild@gmail.com](mailto:ppmqguild@gmail.com)

Copyright: Prairie Piecemakers Quilters' Guild Inc.





President's Message January 2020

Ring in the New Year is a cause for celebration, for spending time with family and friends, and for reflecting on the previous year. We have accomplished a lot this year already and we will be busy this coming spring with the preparation and presentation of our biennial quilt show, 20/20 Endless Visions.

Wishing you and yours a year full of joy, and prosperit

Happy New Year.



Shelley K.

# Sew & Sews

**117 Main Street, Carlyle SK**


**Phone: 306-453-2562**

### Quilter's New Year's Resolution...

Finish all the projects from **2019** that I should have done in **2018** after I started them in **2017** after planning them in **2016** and buying the fabric for them in **2015** while having the pattern for them since **2014!**

Stop in for your **2020** inspiration!

**Big City Selection, Small Town Service!**



[www.facebook.com/carlylesewandsews](http://www.facebook.com/carlylesewandsews)

AirThread 2000D  
Professional

**MSRP:**  
**\$1899.00**

**SALE:**  
**\$1545.00**



**JANOME**

WHAT'S NEXT

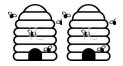


Northgate Sewing Centre

140 Albert St, Regina, SK. S4R2N2

— a story in every stitch —





# Program

Shelby L, Maxine K

## February

### ELEMENTS OF DESIGN

Tanis Fahlman is going to talk about where to start when you want to design your own quilt, the elements you need and how to go about it.

The committee is very grateful for all the members and other artists who continue to share their skills with us.



Home of Michele's Long Arm Quilting  
**OVER 8000 BOLTS OF FABRIC**  
 Notions, Patterns & More

**MaMi's Country Quilts**




253 Front Street, Duck Lake, Sask.  
 Email: [mamquilts@sasktel.net](mailto:mamquilts@sasktel.net)  
 Website: [mamisquilts.com](http://mamisquilts.com)  
 306-467-4453

Classes and Retreats  
 Book a Private Retreat



Store Hours: Monday - Saturday  
 9am - 6pm

Michele is also a Certified Instructor for Judy Niemeyer Quilting

Now Order Online  
[mamisquilts.com](http://mamisquilts.com)



## Tomato Basil Soup

- served by **Maxine K** at the Christmas Party

### Ingredients:

- 1 onion diced
- 4 stalks of celery chopped
- 2 tbsp garlic
- 4-6 roma tomatoes blanched and peeled
- 2 large can diced tomatoes
- seasoning salt
- pepper
- onion powder
- 4-6 tbsp fresh chopped basil(to taste)

Cook onions, celery and garlic in oil  
 Add remaining ingredients, bring to a boil,  
 blend with immersion blender until  
 desired consistency.  
 Simmer 1-2 hours



## Loreen's Longarm Quilting Services

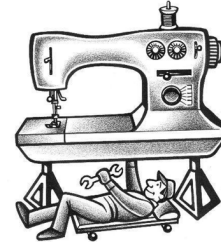
Loreen Yanko Owner  
 loreenyanko@gmail.com

95 Dale Cres  
 Regina, Saskatchewan S4N 5J6

**306 761-0841**

## TREAT YOUR SEWING MACHINE TO A SPA!

Is your sewing machine telling you it's  
 time?



Call or text Darcy in Regina  
**306-501-2771**  
 or email [darcyzee@hotmail.com](mailto:darcyzee@hotmail.com)

## GREAT RATES!

[www.sewingmachinecleaningandrepairs-  
 regina.ca](http://www.sewingmachinecleaningandrepairs-regina.ca)

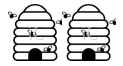


*Sew Materialistic*

Come check out the huge  
 selection of 100% quilter's  
 cotton on for \$9.00/m. and  
 our newly expanded  
 selection of quilter's  
 cotton, wide-backs and  
 flannels.

223 3 St N C, Nipawin, SK S0E 1E0  
 306-862-9789

<https://www.facebook.com/sewmaterialisticnipawin>



# WORKSHOPS



Heather I., Iris L.

No refunds for workshop fees if unable to attend. You may find someone to take your place or check with the workshop lead to see if there is a waitlist.



**All classes will be held at the Sask Abilities Council 825 McDonald St.**

### *One Block Wonder*

January 11 + 12, 2020

#### **2 day workshop**

Learn to use your 60 degree ruler to make kaliedoscope blocks using large colorful prints or panels.

Samples will be available November, December and January guild meetings.

**Cost is \$60.00**



### *Workshop Supply Carry Bag*

February 8, 2020

#### **1 day workshop**

Learn to make the perfect bag to use for workshop supplies. Sample will be available December and January guild meetings.

**Cost is \$35.00**



[www.periwinkle.biz](http://www.periwinkle.biz)

**Are you Dying to finish your UFO's?**

**We know it is a matter of Grave concern!**

So we are having a UFO challenge starting January 6. Check the website for details, or watch social media for updates.

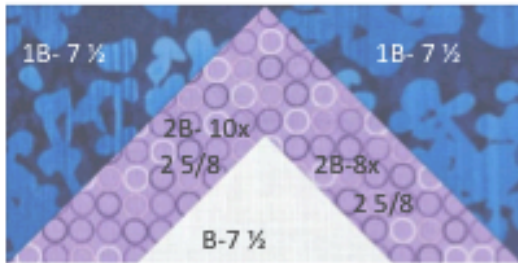
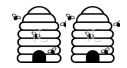
And the online store is now officially up and running so check it out for anything you might need ... or want.

**Periwinkle**  
Quilting & Beyond

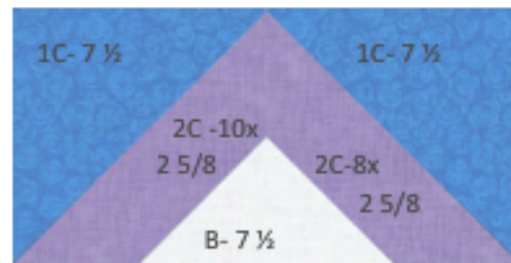
270 - 2600 Eighth St. E., Saskatoon, SK

ph: 306-933-3072 e-mail: [periwinkle@sasktel.net](mailto:periwinkle@sasktel.net)

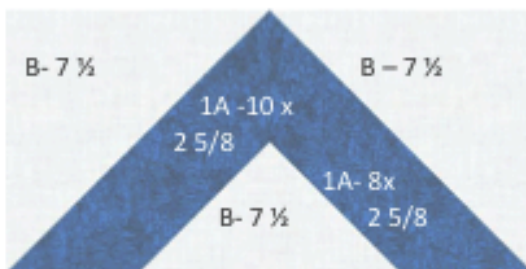
follow us on *instagram* and *facebook*



Make 2 - 12 1/2" x 6 1/2" blocks



Make 2 - 12 1/2" x 6 1/2" blocks



Make 4 - 12 1/2" x 6 1/2" blocks

**Fabric requirements for 8- 12 1/2" x 6 1/2" blocks**

B- Background 6 - 7 1/2" sq.

Fabric 1B 2- 7 1/2" sq. Fabric 1C 2- 7 1/2" sq. Fabric 1A 4- 2 5/8" x 8" 4- 2 5/8" x 10"

Fabric 2B 2- 2 5/8" x 8" 2- 2 5/8" x 10" Fabric 2C 2- 2 5/8" x 8" 2- 2 5/8" x 10"

**Cut 2 fabric B 7 1/2" squares diagonally twice. These will be used for the bottom triangle of all 8 blocks**  
**Cut remaining 7 1/2" squares 4- B, 2 -1B, 2 -1C diagonally once. These are your upper left and right triangles**



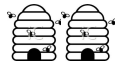
**Sewing Instructions.** Match square edge of your 7 1/2" sq. background triangle (cut diagonally twice) to fabric 1A 2 5/8" x 8" along the right side leaving a long tail at the bottom. Sew seam and press. Figure 1

Matching top edge Sew 1A- 2 5/8" x 10" to other side and press leave tails Figure 2

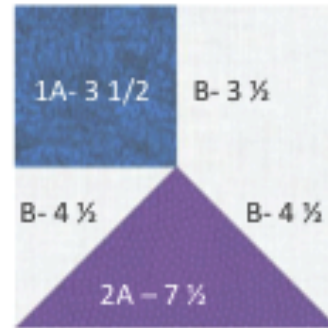
Sew background fabric 7 1/2" sq. (cut diagonally once) on to right side of 1A leaving a 1/2" tail at the top. Don't worry about the bottom. Press. Sew on background triangle onto left side and press. Trim block to 12 1/2" x 6 1/2", making sure you get correct points at the bottom and 1/4" seam allowance above the top point.

Make 7 more blocks using the correct fabrics





Make 2 – 12 1/2" by 6 1/2" blocks



Make 4 – 6 1/2" blocks

**Fabric requirements for 6 Blocks**

B- Background 2- 3 1/2" x 6 1/2", 8 – 3 1/2" sq. 6- 4 1/2" sq.

Fabric 1B 1- 7 1/2" sq. Fabric 1A 4 – 3 1/2" sq.

Fabric 2C 4- 3 1/2" sq. Fabric 2A 1 – 7 1/2" sq.

**Cut fabric 1B and 2A 7 1/2" squares diagonally twice. You will only use 2 of 1B. Cut all 6-background fabric 4 1/2" squares diagonally once**

Make 2 flying geese using 1B and background fabric. Sew background fabric onto the right side of fabric 1B making sure to leave a 1/2" inch tail on the top edge

Sew seam and press. Sew another background triangle onto the left side and press. Trim to 3 1/2" x 6 1/2" – leaving a 1/4" seam allowance above 1B triangle.



Sew background 3 1/2" x 6 1/2" on top of unit. Sew 2C- 3 1/2" squares to B – 3 1/2" squares. Sew 2C units onto sides of flying geese units making sure 2C is on top. Press trim to 12 1/2" x 6 1/2". Make 2 blocks

Make 4 flying geese using 2A and background fabric. Using the same method as above. Trim to 3 1/2" x 6 1/2". Sew 1A and background fabric 3 1/2" squares together. Sew 1A units onto the top of the flying geese making sure to have fabric 1A on the left side. Make 4 -6 1/2" inch blocks.



## The Quilter's Quilter

\*\*\*\*\*

Professional Computerized

Longarm quilting

**Linda Gillard**

546 Fairford St. E

Moose Jaw

(306) 631-2624

[gillardquilting@msn.com](mailto:gillardquilting@msn.com)

Making your quilt a

"masterpiece"

Large selection of batting and  
backing incl. minky, fireside +  
108" wide cotton and flannel



\*\*\*\*\*

- .0175 per square inch
- Fast turn around time
- 15 yrs. Of long arm quilting
- Great references
- Top quality threads used

## CHICKEN NOODLE SOUP



from The Encyclopedia of Creative Cooking  
edited by Charlotte Turgeon

~ served by Shelley K. at Christmas Party

3 pounds chicken, cut up  
1 tablespoon salt  
Water to cover  
1 cup sliced carrots  
1 1/2 cups chopped celery with leaves  
1/2 cup chopped onion  
1/2 teaspoon poultry seasoning  
1 tablespoon dehydrated parsley flakes  
1 cup (about 1/4 pound) uncooked noodles

Simmer chicken in salted water in covered  
saucepan until tender. (A frying chicken  
will take about 45 minutes.) Remove  
chicken from broth; cool enough to  
handle. Remove skin and bones; chop meat.

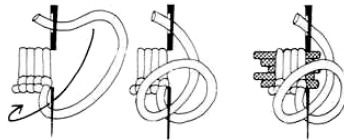
Skim most fat from broth; measure broth.  
Add water, if needed, to make 5 cups;  
bring to boil. Add chicken, vegetables  
and poultry seasoning; simmer, covered,  
20 minutes. Add parsley and noodles;  
simmer, uncovered, 10 minutes or until  
noodles are tender. Yield 6 servings.





*Heather I*

Member since 2009



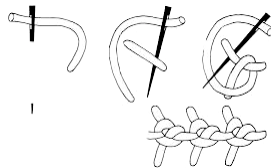
Workshops Committee Director

**How did you become a quilter?**

I have always been a hand stitcher/embroidery. I was fortunate to meet some ladies at a local fabric store who introduced me to the quilting world. A whole new world opened up to me.

**How would you describe your quilting style?**

My quilting style is all over the place. See it, like it and do it! I do like quilts with many pieces and a challenge.

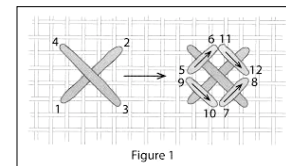


**What is your best quilting tip?**

Prewash fabrics and meticulous pressing.

**What do you do with the quilts you make?**

Many quilts are given away. Some are sold.

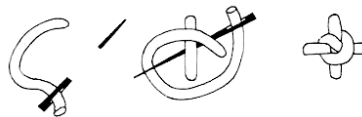


**What is the best part of the quilt guild meetings?**

The best part of quilt meetings are the people. The smiles, the sharing of quilts and ideas and knowledge.

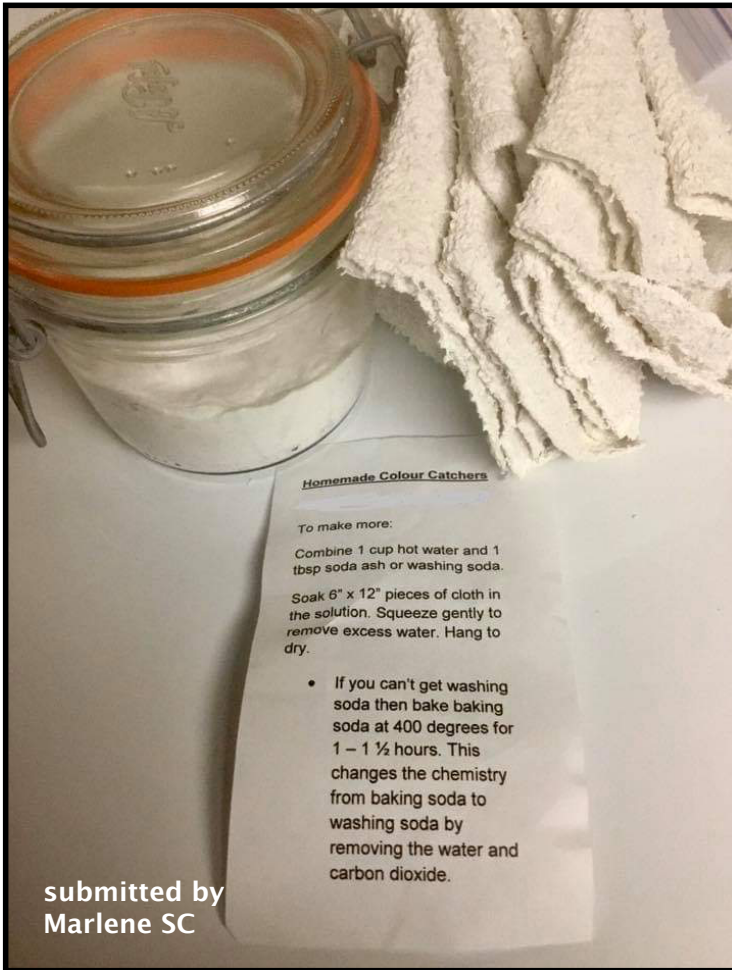
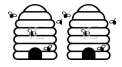
**Comments:**

When I first joined the guild I heard Dot Lawrence encouraging people to take classes. I have taken 6 to 12 classes every year since then - from the guild and local quilt shops. I also attend the



Stitching Conference annually in June. As well, every year I challenge myself to take a quilting class that is outside of my comfort zone. I always learn something and have made some wonderful friends.





**Homemade Colour Catchers**

To make more:

Combine 1 cup hot water and 1  
tbsp soda ash or washing soda.

Soak 6" x 12" pieces of cloth in  
the solution. Squeeze gently to  
remove excess water. Hang to  
dry.

- If you can't get washing  
soda then bake baking  
soda at 400 degrees for  
1 - 1 1/2 hours. This  
changes the chemistry  
from baking soda to  
washing soda by  
removing the water and  
carbon dioxide.

**Best Books of the Decade**

1. **The Luminaries, Eleanor Catton**
2. **Leaving the Atocha Station, Ben Lerner**
3. **The Argonauts, Maggie Nelson**
4. **My Brilliant Friend, Elena Ferrante**
5. **Normal People, Sally Rooney**
6. **The Zone of Interest, Martin Amis**
7. **The Flamethrowers, Rachel Kushner**
8. **You Too Can Have a Body Like Mine, Alexandra Kleeman**
9. **Zero K, Don DeLillo**
10. **My Struggle, Karl Ove Knausgaard**

Regina Leader Post, December 28, 2019

**APQS**  
AUTHORIZED DEALER

shelley@halfyardquiltingstudio.ca  
www.halfyardquiltingstudio.ca  
halfyardquiltingstudio/facebook  
@halfyardquilting/IG

Half Yard Quilting Studio is a well lit space nestled in my backyard in a quiet neighborhood. We have two APQS long arm machines, that you can rent or bring your quilt in to have quilted.

---

**We carry a large assortment of wide backings, 108" cotton, 60" and 90" plush and 60" Fireside. Batting available as well**

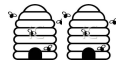
**Tuesday - Wednesday - Thursday  
10am - 5pm  
Or by appointment  
Text, call or email**

*Its always recommended you check to see if I'm in before stopping by*

**Quick turnaround  
Can accommodate rush orders!**

1166 Grafton Ave. Moose Jaw, SK S6H 3S5

**306.684.4046**



Canadian Quilters' Association /  
Association canadienne de la courtepointe  
<https://canadianquilter.com>



Quilt Canada 2020 – Gateway to Adventure!

June 18-20, 2020  
Edmonton Convention Centre, Edmonton AB

Check out the following on the Quilt Canada 2020 page :

**1) Volunteer Sign-up:**

For general volunteer opportunities - The online form can be filled out if you are interested in covering a shift or more at the conference. It is a great way to be involved in the national quilting event.

**2) Workshops & Lectures:**

Check out the additional long arm quilting workshops that have been added.

Registration will open for members in mid-January - you will receive a 10% member-only discount on workshops and evening lectures during the first two weeks of registration. Sign up early and take advantage of the member-only discounts!

**3) Hotel information for Edmonton is now up on our website.** Three hotels located close to the Edmonton Convention Centre have given us special rates for the conference. To avoid disappointment, please consider booking early as we have been selling out the special priced rooms in recent years.

**4) Check out the entry information** for the 2020 CQA/ACC Guild Rosette Invitational Show.

**5) The TrendTex Challenge:**

New this year is the online entry form. Instead of filling out an entry form on paper and mailing it in with your finished TrendTex Challenge, we ask that you take a picture of your entry, go online and fill out the form and submit the picture with the form. You will receive further instructions via email for mailing the quilt.

**6) Quilt Canada 2020 Merchant Mall:**

The space in the Merchant Mall is sold out. However, there is a wait list for space. Please go here to find the form to sign up on the wait list.

We will post the list of vendors on our website in April once all arrangements have been completed.

**7) The 2020 National Juried Show** entry form is now accepting entries until January 31, 2020. Click here for more info.

## Loreen's Sewing School

Children's Sewing Classes

Registered "Kids Can Sew" Instructor

Loreen Yanko, Owner

[loreenyanko@gmail.com](mailto:loreenyanko@gmail.com)

95 Dale Cres Regina, Saskatchewan S4N 5J6

306 761-0841

## Broderick Garden Centre

*SO much more than a garden store!*

Quilting Fabric

Pre-cuts

Crafts Supplies

[www.broderickgardens.ca](http://www.broderickgardens.ca)

420 Saskatchewan Ave E

Outlook, Sask

Art Supplies


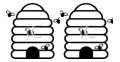
Quilt Kits

Notions

Yarn

306.867.8999





Friday May 8 & Saturday May 9, 2020



## Call for Entry

Tannis F  
Quilt Show Chair

Enter your quilt in the Prairie Piecemakers Quilter's Guild, 2020 Endless Visions Show to be held May 8 and 9, 2020 at Evraz Place – Banner Hall.

Registration is online at <http://www.prairiepiecemaker.com/> from January 10, 2020 to April 10, 2020.

Your quilt will be displayed for all to see and admire. Cash prizes will be awarded. All quilts entered will be judged by Certified Canadian Judges.

Although they are called Judges, they are there to provide positive and constructive comments on every quilt and art piece.

All skill levels are encouraged to participate in this enriching experience. By entering your quilt, you will be advancing our knowledge of quilting and gaining tips on improving your skills. Not to mention the fun you will have.

*Please consider entering!*

### Quilt Show Penny Parade Donations


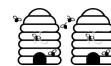
We are looking at the following categories of baskets:  
Baby, Food/drink, Floral/spring, Christmas, kids, seasonal, sports, Diva/pamper Me, We are looking for quilting sewing items but also items in those categories.

You can give the items to Betty and Sheree at the 50/50 table.

Thank you for the support!







May 8, 2018 **NOT** May 8, 2017



Eligible items for the quilt show are those created within 2 years of the show. The cutoff would then be May 8, 2018.



**SPONSORSHIPS, DONATIONS  
- LARGE OR SMALL -  
ARE ALL VERY WELCOME!**

**HAVE A CHAT WITH IRIS LORD TO SEE HOW  
YOU CAN HELP...**



Tickets available from Sally B.

**Transform Your  
Unused Quilt  
Fabrics and Supplies  
Into Cash!**

Contact Sherill-Anne T for a number and sign up.



**FUN FUN FUN**

Sign up will begin at February meeting.



# Cindy-Rella's Sewing and Quilting



Laura Heine collage quilting  
+ more classes available this fall!  
See our calendar of classes and  
events at [www.SewCindy-rella.com](http://www.SewCindy-rella.com)

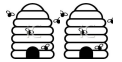
We are an Authorized Bernina, Brother,  
Babylock and Handquilter  
dealer and repair centre



Sign up for classes at:  
[www.SewCindy-rella.com](http://www.SewCindy-rella.com)

1230 St John Street  
Regina, SK  
(306) 585-2227

Shop precuts at:  
[www.PrecutStash.com](http://www.PrecutStash.com)



Bonnie R  
Linda W  
Debbie W  
Kathy W  
Wendy S

**Dear Fellow Quilters:**

**Debbie W has outdone herself again this month with five new books for the library!  
( I believe a theme is developing here.)**

**Mini Wonderful Curves 16 Seasonal Quilt Projects Using the QCR Mini** by Jenny Pedigo and Helen Robinson for Sew Kind of Wonderful with Sherilyn Mortensen: Title and subtitle tell it all—you will need the QCR Mini ruler to complete the projects in the group. There is a chapter on how to use the ruler and then the book gets down to projects, 16 in all such as #arewethereyet, Sea Glass, Bat Moon Rising.

**Jelly Roll Bargello Quilts** by Karin Hellaby for those bargello enthusiasts out there. There is a chapter on “Fabric and Tools”; “Jelly roll Bargello Basics”; “General Instructions” and then 19 separate projects such as “Venetian Carnival”, “Pink Meets Blue in Verona”, and “I Love Cervina”.

**Trendy Table 2 Featuring 15**

**Designs** by Heather Peterson of Anka’s Treasures. Some of the table runner instructions need the Creative Grids 60-degree Triangle ruler (CGRT-60). The author includes general instructions and then on to the projects such as Sunkissed, Confetti Runner, Hollyhocks Runner. Some of the projects include size options so the project can be something other than a table runner.

**Stashtastic! 12 Patterns for Fat-Quarter Quilts** by Doug Leko (Each Quilt in 2 Colorways). The author founded Antler Quilt Designs in 2008 when he was 14 years old. The projects include “Short Circuit”, “French Twist”, “Classic Mosaic”. I especially liked the quilt “Country Roads” as it is a play on my favourite block, Log Cabin with a unique twist.

**Scrap-Basket Bounty 16 Single Block Quilts That Make Your Scraps Shine** by Kim Brackett. The first chapter discusses One-Block Quilts and how they can present many design possibilities including Blocks with Diagonals and Asymmetrical Blocks. An essential rule (and possibly the only rule the author suggests is that the colours of the main fabrics of the blocks contrast with background fabrics. “Three-Patch Chain”, “Pinwheels at Play” and “Candy Canes” are 3 of the 16 projects.

**So Quilters—do come and check out the library, in the Board Room, entrance opposite the Ladies’ Room. You will be greeted by smiling faces of the library crew—Kathy W., Wendy S., Debbie W., Linda W., and me Bonnie R (or I may be grumpy just for some variety!)**

**All the best in the New Year from the Library Committee.**

Bonnie R  
Library Committee



## Perfect Tension

Quilts & Crafts

**Longarm Quilting Service and Rental  
Quilting Fabrics and Notions...Finished  
Artwork**

**Dan & Joyce Karau, Owners**

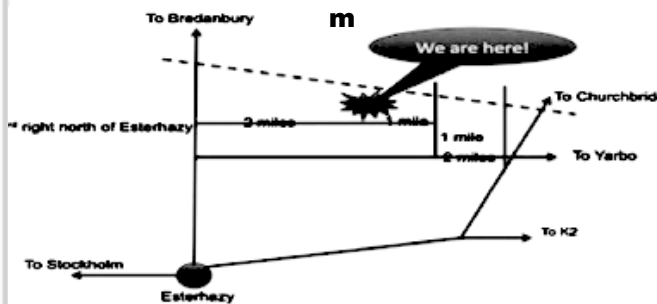
**1-306-740-0156      1-306-740-0208**

**perfect.tension.quilts@gmail.com**

**Esterhazy, SK**

**Follow us on Facebook!**

**www.perfecttensionquilts.wordpress.co**



## Quilters Haven

422 Main Street North  
Moose Jaw S6H 3K2

**306-693-8523**

email: [quiltershaveninc@sasktel.net](mailto:quiltershaveninc@sasktel.net)

website: [quiltershaveninc.ca](http://quiltershaveninc.ca)

*If you LIKE us on FACEBOOK you can keep up to date with all the current happenings in our shop.  
Heather, Arlyce & Staff at Quilters Haven*

## Colleen's Quilting

Longarm Quilting Service

Colleen Matheson 290 Qu'Appelle Drive West  
[mathesonc@sasktel.net](mailto:mathesonc@sasktel.net) Lumsden, Saskatchewan

306 731-3603

SoG 3Co

APQS Millennium

**Nifty Notions**

- LOTS OF BATIKS & TONE-ON-TONES
- THREAD
- ACCESSORIES
- SAMPLES

**WIDE BACKING  
20% OFF**

Call to visit! **306-332-5516**  
MYRNA SNIDER FORT QU'APPELLE, SK

**TINY STITCH**

- Quilt Shop Inc. -

24 - 810 Centennial Blvd. Warman, SK S0K 4S1  
(306) 384 - 7858 / [info@tinystitchquiltshop.com](mailto:info@tinystitchquiltshop.com)  
[www.tinystitchquiltshop.com](http://www.tinystitchquiltshop.com)

FOLLOW US ON INSTAGRAM AND FACEBOOK

*Cruise with me!*

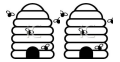
**Quilt Beachin' Caribbean Cruise**

**March 14-21, 2020**

Brought to you by  
Quilt Retreat at Sea  
and Sponsored by  
Janome

**QUILTER ON FIRE  
BRANDY  
MASLOWSKI**

FLORIDA | DOMINICAN REPUBLIC | TURKS & CAICOS | BAHAMAS  
FOR MORE DETAILS CONTACT  
Michelle at  
Travel Adventures by Michelle  
**210-858-6399**  
[michelle@traveladventuresbymichelle.com](mailto:michelle@traveladventuresbymichelle.com)



*Donation Totals from the Guild for 2019:*



**500 quilts** were donated to RGH and Wascana Pediatric and Adolescent Units for kids with life threatening illnesses or experiencing a traumatic event, NICU, SOFIA House, CardioScience Unit for women with advanced cancer, 4 Directions Health Centre, and the Allan Blair Cancer Clinic.

**238 placemats** went to the SHA Meals on Wheels program.

**123 pillow cases** were donated to the 3 women's shelters, Regina Transition House, YWCA's Isabel Johnson Centre and WISH Safe House.

**48 reusable bags** were donated to 4 Directions.



In the past 5 years , the Guild has donated **2534** quilts to various agencies.

# NO QUILT QUILTING

Professional Longarm Quilters

Moose Jaw, SK

**All our prices are very competitive.  
We offer basting to extreme custom work. We offer it all!**

**With no training session involved, you can just walk in and start to load your quilt.  
You can also have us pre-load your quilt for a small charge.  
During a one-on-one session of no less than 4 hours, you may choose from many threads, and a large variety of edge to edge designs  
- a creation that's all your own.**

If you have ever wanted to experience quilting your own quilt on a computerized machine with thousands of edge to edge designs to choose from, we have a plan for you!  
We're offering our computerized Gammill Statter longarm machine in a great deal.  
This will be a no sweat, and no stress experience

Of course, we still offer quilting for those who want to continue to have us quilt for you.  
We also have a large selection of battings, including wide, black, wool/cotton blend, bamboo, 100% natural cotton, 100% cotton bleached white, 80/20 cotton poly, the last 2 being available in Hobbs, and Arctic.

**With the lowest prices around, don't hesitate to give us a call to book your spot!  
You can call Colleen at 306-631-5303.**

**Please don't hesitate to call us for any of your longarm needs.**







**Festival of Quilts**  
Saturday, May 23  
&  
Sunday, May 24, 2020

Calgary Alberta



<https://www.heritagepark.ca/plan-your-visit/event-calendar/festival-of-quilts>



**SENSATIONAL SISTERS**  
Featuring the Famous Sisters Outdoor Quilt Show  
July 7 - 13, 2020

Tour Begins and Ends in Portland, Oregon

<https://countryheritagetours.com/tour/sensational-sisters-2020/>

**QUILTCON**  
presented by THE MODERN QUILT GUILD  
AUSTIN, TX | FEB 20-23, 2020



<https://saskcraftcouncil.org/?s=craft+2020>



**Mountain Cabin Quilters Guild**  
Lake Louise ● Banff ● Canmore ● Exshaw ● Lac Des Arcs ● Kananaskis


**MCQG Artistic Visions Show - 'Colour Speaks'**

**WHEN:** March 20, 2020 @ 11:00 am – April 7, 2020 @ 5:00 pm  
**WHERE:** CAG Gallery  
Elevation Place, Railway Avenue, Canmore, AB

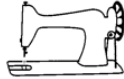
[https://mountaincabinquilters.ca/event/mcqq-artistic-visions-show-skylines-2/?instance\\_id=150524](https://mountaincabinquilters.ca/event/mcqq-artistic-visions-show-skylines-2/?instance_id=150524)



  
**mcnallyrobinson.com**  
[https://www.mcnallyrobinson.com/saskatoon\\_events](https://www.mcnallyrobinson.com/saskatoon_events)



I captured a few of the quilts from the Saskatoon Quilters Guild that are on display at the bookstore. It is a fabulous display. Worth a look if you are in Saskatoon. - Deena A.



**Word Scramble 1**

- Happy Quilter Variety Puzzles by Gailen Runge

Unscramble the words to find popular quilting terms.



Note: I think some of these terms are not exclusively quilt terms! -Deena

UTRHGAOAP -----  
 SRLEAPM -----  
 LAMBU -----  
 RCMHA -----  
 IWIANHAA -----  
 LIEALOMND -----  
 T-SITHR -----  
 NSITGR -----  
 PASRC -----  
 EROMND -----

ORMYME -----  
 ACYRZ -----  
 MARSCISTH -----  
 ILICV AWR -----  
 GRA -----  
 UROTAPNT -----  
 TRICLIOPA -----  
 ATR -----  
 MESNELIO -----

RAG  
 TRAPUNTO  
 PICTORIAL  
 ART  
 SEMINOLE  
 STRING  
 SCRAP  
 MODERN  
 MEMORY  
 CRAZY  
 CHRISTMAS  
 CIVIL WAR  
 AUTOGRAPH  
 SAMPLER  
 ALBUM  
 CHARM  
 HAWAIIAN  
 MEDALLION  
 T-SHIRT



What was the quilter doing in the pool? u!bbob

How does the quilter get across the country? stitch hiking

If you can stand more ...  <https://youtu.be/w3pWR1COWzY>

# Dial 211

<https://sk.211.ca>

211 Saskatchewan is a free, confidential, 24/7 service that connects individuals to human services in the province by telephone, text, or web chat, plus a searchable website with over 5,000 listings of social, community, non-clinical health, and government services across the province.

In addition to searching on the 211 Saskatchewan website, individuals can now call 2-1-1, text 2-1-1 or go online to chat with trained professionals to help find and navigate services they need. This access to community, health and government services is available 24 hours a day, 7 days a week, 365 days a year. Over 175 languages, including 17 Indigenous languages, are available over the phone.



**THE FRIENDSHIP BENCH**  
#yellowisforhello

The Lucas Fiorella Friendship Bench campaign was created to continue the legacy of Lucas Fiorella who, after secretly suffering from depression, took his own life on October 12, 2014.

<https://thefriendshipbench.org>

<https://alumni.saskpolytech.ca/pages/impact/impact-gift-announcements-2019-gift-announcements?bbblinkid=195432071&bbemailid=18073569&bbjeid=1302713159>



## Friendship Benches at Saskatchewan Polytechnic promotes conversations about wellness

Yellow Friendship Benches have been installed at Moose Jaw, Regina and Saskatoon campuses to encourage conversations about mental health

*Regina Multi-Faith Forum invites you to:*  
**World Religion Day 2020** Pearl and Max B. Herman Centre  
Beth Jacob Synagogue  
Sunday, January 19th 4715 McTavish St.  
2:00 p.m. Regina



*Regina and area faith traditions share on the theme of*  
**"Relationship"**

- RMFF Memberships will be available
- Multi-faith Calendars will be for sale
- The Multi-Faith Saskatchewan 2019 Saskatchewan Youth Visual Art Project will be displayed

*For further information, please contact 306-586-0722.*



Discourse Research Magazine is the University of Regina's research magazine that profiles new and ongoing research by faculty, staff, and students. It showcases the breadth and depth of research at our University – conducted by researchers who embrace the challenge to make a big impact in the lives of Canadians, as well as in the lives of others around the world.

<https://www.discoursemagazine.ca>



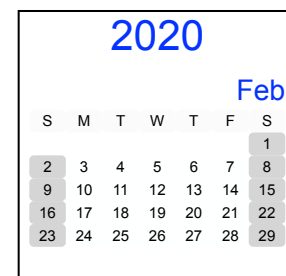
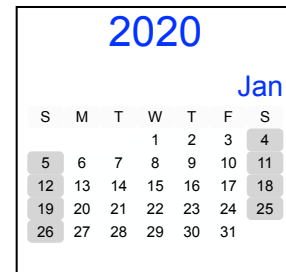
Founded in 1989, The North American Menopause Society (NAMS) is North America's leading nonprofit organization dedicated to promoting the health and quality of life of all women during midlife and beyond through an understanding of menopause and healthy aging. We are pleased to be recognized as the preeminent resource on all aspects of menopause to both healthcare providers and the public. NAMS is a 501(c)(3) nonprofit organization.

<http://www.menopause.org/home>

<https://www.youtube.com/playlist?list=UURMvu8ucdVpLhaFQ6HRAVBg>

## Prairie Piecemakers Quilters' Guild Regular Monthly Meeting Agenda January 7, 2020

Welcome and call to order	Shelley
Approval of November 5, 2019 meeting minutes	Shelley
Quilt Show	Shelley
Mystery Quilt	Tannis
Workshops	Heather I.
Library	Bonnie
UFO challenge	Heather H.
Anthropology on quilting project	Katelyn J.
Show and Share	
Break	
Program – Ev Rieder, a Recreation/Exercise Therapist	Shelby
Membership	Cheryl A.
Door Prizes	Shelley
50/50 Draw	Betty/Sheree
Adjournment	



### Prairie Piecemakers Quilters' Guild Minutes

**Welcome and Call to Order** – the President Shelley called the meeting to order at 7:00 p.m.

**Approval of Meeting Minutes** – Minutes of the October 1, 2019 meeting were approved. Motion to accept the Minutes made by Darlene S./seconded by Deena A. Carried.

**Workshops** – Heather I. and Iris L. advised Applique class is now full. They outlined the upcoming classes – December 7 Heather G. will show how to start a Cloth Book (fee - \$35); Sherrill T. will leading a two day class on the One Block Wonder Quilt on January 11 & 12, 2020 (Fee \$60); and Shannon Barnes will be instructing a Tote Bag class on February 8, 2020 (fee – \$35).

**Library** – Bonnie R. advised library will be open at 6:15 p.m. each meeting and during the break. The library has been relocated to the board room across the hallway.

**Mystery Quilt 2019 – 2020** – Tannis F. advised that additional squares need to be cut for November blocks that were not included in the cutting instructions at the beginning.

**2020 Quilt Show Update** – Tannis F. advised that the Guild Challenge will involve making placements (12 x 18 inches) and the hope is that the placements will be donated to Meals on Wheels after the show. Submissions are due the same time as other quilts for the show. Iris L. also advised that sponsor packages are available for any possible quilt show sponsors.

**Program** – Maxine K., Beth H. and Lynne R. showed us many

### Regular Monthly Meeting – November 5, 2019

quick and easy Christmas gift ideas.

**December Christmas Social** – Sherrill advised that meeting will start at 6:00 pm. Soup will be supplied. A – J last names are asked to bring sandwiches and K – Z last names are asked to bring a dessert or fruit. There will be Show & Share and a Penny Parade. We would like members to donate a pillowcase at this meeting.

**Membership** – Cheryl A. reported 61 members; 5 new members and 4 guests present tonight.

**Talk about Cloth Books**– Heather G. showed and discussed the different types of Cloth Books that she has completed so that anyone interested in the December 7 class could get ideas for starting their own book.

**Announcements** – Shelley updated us on some of the CQA news and advised us to check out their website for more information on the conference coming up in Edmonton, Alberta in June 2020.

**Door Prizes** – Trina M., Joey H. and Betty T.

**50/50 Draw** – Winner of \$68.00 was Heather G.

**Adjournment** – Meeting was adjourned by Shelley K. at 8:15 p.m.

**Next meeting is December 3 , 2019.**



## Advertising Information

## Inside the Guild

The Prairie Piecemakers Quilters' Guild is entering its twenty-seventh year as an incorporated organization, serving quilters, promoting the quilting arts and supporting the development of quilting in Regina. Your advertisement is an effective way to reach a local and a broader audience of quilters:

**Local audience:** the Prairie Piecemakers Quilters' Guild publishes 10 newsletters each year, monthly from September through June. The newsletter is distributed to all Guild members (currently over 140 members and growing).

**Extended audience:** advertisers in the newsletter are recognized on the Guild website ([www.prairiepiecemaker.com](http://www.prairiepiecemaker.com)) with a link to their website and/or contact information. Each newsletter is posted on the Guild website and remains available for public download through the newsletter archive.

### Timelines:

Advertisers should send their advertisement copy to the editor of the guild newsletter two weeks before the end of the month prior to the next issue of the newsletter. Please see the Guild website for our Advertising Guidelines.

### Contact:

**Inside the Guild** Newsletter Editor  
Prairie Piecemakers Quilters' Guild  
Box 33043, Cathedral P.O.  
Regina, SK S4T 7X2  
Telephone: 306-584-9509  
Email: [newsletterppm@gmail.com](mailto:newsletterppm@gmail.com)  
Website: [www.prairiepiecemaker.com](http://www.prairiepiecemaker.com)

### Want to join the Guild?

Visitors and new members at all levels of quilting are welcome.

Guild membership consists of quilters of varying ages and abilities who share a great appreciation for the art of quilting and the fabric used to piece the quilts together:

- The membership year runs from July 1 to June 30 of the following year.
- New members are welcome at any time during the quilting season.

The Guild is a member of the Canadian Quilters' Association.

Please contact us by email at [ppmqguild@gmail.com](mailto:ppmqguild@gmail.com), through the website, or directly to a Membership Committee member (pg. 2).

## Commercial Advertising Rates

Single Issue Rate			Full Year
Category	Size	Rate	Rate
Full page	7.5" x 10"	\$50.00	\$250.00
Half page (horizontal)	7.5" x 5"	\$25.00	\$125.00
Half page (vertical)	10" x 3.75"	\$25.00	\$125.00
Quarter page	3.75" x 5"	\$16.00	\$80.00
Business card	3.75" x 2.5"	\$8.00	\$40.00

### Non-Commercial Classified Advertising Rates

Advertisements must be sewing, quilting, or fibre art related. 1/4-page and 1/2-page advertisements, containing a photo, a graphic, or an image are to be in .pdf, MSWord, or jpeg format (ready for insertion) and sent to [newsletterppm@gmail.com](mailto:newsletterppm@gmail.com). Include your complete contact information.

Please make your cheque payable, in the correct amount, to PPQG and forward it to Prairie Piecemakers Quilters' Guild, Box 33043, Cathedral PO, Regina, SK. S4T 7X2.

Advertisement Sizes	Guild Member	Non-Guild Member
	Per issue	Per issue
Classified Ads of 50 words or less - no photo, graphics, or images	FREE maximum insertion 3 months	\$8.00
1/4 page	\$5.00	\$16.00
1/2 page	\$10.00	\$25.00

Except where noted, all graphics are from Google Images.

**Privacy of Information:** As a public organization, the Prairie Piece Makers Quilters' Guild, Inc. (PPQG) is compelled to abide by the Canadian rules applying to the Privacy of Information. We cannot share information about members without this consent. The personal information collected consists of name, address, telephone number, and email address and is used to contact members for Guild business. As the Guild's membership form does not specifically ask members if they will allow their names to be published in the newsletter, the newsletter will not publish full names, excepting for the executive and committee chairpersons, who have signed disclaimer forms for the editor or when expressed permission is provided. When submitting articles for the *Inside the Guild* newsletter, please state as to whether you will allow your full name to be published in the newsletter print format, available at Guild meetings and the online copy published on the Guild's website. *Thank you.*