

Prairie Piecemakers Quilters' Guild

Inside the Guild

Website: www.prairiepiecemaker.com



Issue 2021-12



Hanukkah

https://www.calendardate.com/hanukkah_2021.htm



Kwanzaa

<https://www.awarenessdays.com/awareness-days-calendar/kwanzaa-2021/>

The Light of the World



Santa Lucia

<https://inspirationfeed.com/december-global-holidays/>



Christmas

<https://www.history.com/topics/christmas>



Guild Officers and Directors

President: Sharon G

Vice President: Tannis F

Secretary: Beth H

Treasurer: Marlene SC

Guild Committees with Directors*

Library Committee:

Bonnie R* (Pat P, Mary O, Linda W, Debbie W)

Newsletter/Advertising:

newsletterppm@gmail.com Deena A*

Proofreading: Frances L & Mary F

Program Committee:

Linda B*

Website/Promotions Committee:

Jymmi Kaye D ppmguild@gmail.com

Workshop Committee:

Aline M*

Membership Committee:

Cheryl A* & Lynne R

Guild Committees

Meeting Dates 2020-2021

September 7, 2021

*October 5, 2021

*November 2, 2021

*December 7, 2021

*January 4, 2022

*February 1, 2022

*March 8, 2022

April 5, 2022

May 3, 2022

June 7, 2022

* ZOOM MEETINGS

50/50 Draw Committee:

Sheree S; Betty U

Retreats:

Shannon B* Jacquie B.

UFO's:

Renee B

Connecting Threads:

Marlene SC

Facebook Page: Jymmi Kaye D

DISCLAIMER

Information contained herein regarding any specific person, commercial product, or service by trade name, trademark, manufacturer, or otherwise, does not constitute or imply its endorsement, recommendation, or favouring by Prairie Piecemakers Quilters' Guild or it's directors.

Want to join the Guild? Information on last page.

Good Shepherd Lutheran Church 3825 Hillsdale Street Regina SK S4S 3Y5

Monthly Meetings

First Tuesday of month:

ZOOM OCT, NOV, DEC, JAN, FEB, MAR, 7 to 9 pm

Monthly Meetings

First Tuesday of month:

Sept to June, 7 to 9 pm

Website: www.prairiepiecemaker.com

Facebook: Prairie Piecemaker Quilters' Guild

Newsletter: newsletterppm@gmail.com

Email: ppmguild@gmail.com

Copyright: Prairie Piecemakers Quilters' Guild Inc.

Prairie Piecemakers Quilters' Guild

Box 33043, Cathedral P.O.

Regina, SK S4T 7X2





December may be the darkest month, but it's also a great month for quilting!

Even I have to admit there are things even better than quilting, such as getting together with friends and family. However you do that this season - be it in person, or virtually - I hope it's wonderful. And I hope Santa leaves you something nice under the tree that will help you make many beautiful quilts.

Season's Greetings, take care, stay safe.
All the best in 2022.

Sharon G



Cindy-Rella's Sewing and Quilting

We are an Authorized Bernina, Brother,
Babylock and HandiQuilter
dealer and repair centre



Shop in-store at:

Cindy-Rella's
Sewing and Quilting

1230 St John Street
Regina, SK
(306) 585-2227

Or Online at:

www.PrecutStash.com



Aline M



Bridget O'Flaherty
988 Brooke Valley Road
Perth Ontario, K7H 3C6
613-264-7519



Inspired by nature, Bridget O'Flaherty is passionate about the environment. She has been working in textile arts for almost 30 years and loves its tactile nature and connection to the land. She is an internationally renowned, award winning quilt artist focusing primarily on free-motion thread painting in her natural landscape designs. She brings her sustainability consultant background into her textile art, beginning with local fleece from a neighbouring sheep farm and processing it to create felted fabric to use in her detailed thread work. She "draws" with her sewing machine, building up layers of multi-coloured thread to create her art. She uses combinations of local, recycled and organic threads, botanical and natural dyes, as well as sustainably managed materials in her original works.

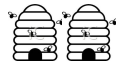
Follow her on:

Instagram @bridgetoflaherty_textileartist

Facebook @BridgetOFlahertyTextileArtist

YouTube @TextileArtbyBridgetO'Flaherty

www.bridgetoflaherty.com



Bridget O'Flaherty
TEXTILE ARTIST

<https://bridgetoflaherty.com/>



Featured Speaker
Janet Barker



<https://www.facebook.com/JB.QUILTDESIGNS/>

<http://cqacanadianquilting.blogspot.com/2012/11/janet-barker.html>

Over the past decade I have discovered that I really like designing, and actually making the quilts is just a necessary component of the design process. I am a much better starter than finisher and have a plethora of UFO's tucked away in closets and drawers.

I think that I am like a cat - I need staff.

TERRY WHITMAN

Custom Longarm Quilter

1-304-634-4603

Box 1586, Estevan SK S4A 2L7
gary.whitman@sasktel.net



Up Yur Quilt

Fabric
Patterns
Books
Notions
& more!

Online shopping at www.upyurquilt.ca
St. Catharines, Ontario, (905) 938-1462.

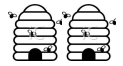


Loreen's Longarm Quilting Services

Loreen Yanko Owner
loreenyanko@gmail.com

95 Dale Cres
Regina, Saskatchewan S4N 5J6

306 761-0841



It's a GO!



Bridget O'Flaherty
TEXTILE ARTIST

Easy Peasy Thread Painting by Numbers ZOOM Workshop

January 15th 9:00 – 12:00

Cost: \$25.00 + \$51.00 (kit)

Instructor: Bridget O'Flaherty

Registration Deadline: **NOVEMBER 20th**



Payment for a Workshop is due upon registration.

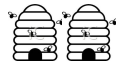
If you are unable to attend a workshop, please notify a member of the Workshop Committee. You will find Workshop Lead contact information on the page 2 of this newsletter.

You are responsible to find a replacement that can pay the Workshop fee and take your place. The Guild does not refund the registration fee when you are unable to attend, nor provide a credit for a future workshop. If the Guild cancels the Workshop, registration will be reimbursed.

If there is a waiting list for the workshop, the Workshop Committee will share the names on the waiting list for you to contact.

Some of our workshops rely on a certain number of participants to cover the expenses. We are trying to keep the costs, as reasonable as possible.

The Guild abides by provincial health regulations and as such, may need to cancel face to face workshops. We kindly ask that, if not fully vaccinated, you wear a mask during the workshop.



**WORKSHOP
INFO** **WORKSHOPS**

Aline M



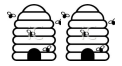
Be sure to register for our upcoming February **zoom** workshop, using flying geese in unique ways called "One Fish Two Fish Wall Hanging" Janet Barker will be leading us on this two half day workshop,

Saturday Feb 12th 9-12 and Sunday Feb 13th from 1-4.

Janet Barker is a Canadian quilter out of Alberta who has recently been featured by the Canadian Quilters Association. Maximum class size of 20 to ensure lots of personal attention and assistance by the instructor.

Workshop fee is \$50.00





Prairie Piecemakers Winter Dallas Valley Quilters Retreat

March 3 - 6, 2022

The way we are going to do sign up is hopefully the fairest way we can go about doing this - with the intent to give everyone a chance to sign up if they wish to attend. In the goal of trying to keep everyone safe - we are setting the amount of people for the Winter retreat (Mar 3 – 6, 2022) to 20 participants – so that each quilter has a single room and sewing station with required spacing.

Estimated fees will be no more than \$300 for the weekend with all accommodations and meals included. At this time we will only accept Fully Vaccinated members that are willing to show their vaccinated status – no exceptions.

If you want to participate - follow these simple steps :

November 3rd – December 6th

Send your name/phone number in an email to saskgirl1971@gmail.com between the dates above if you would like your name put into the lottery draw for the Winter Retreat (Mar 3 – 6, 2022). Your email may have more than one person listed but it is a lottery so names will be drawn separately

Any emails received before Nov 3 will not be accepted – I will look to see if there is a question and if not the email will be deleted. You will have to resubmit an email in the timeframe stated above. You cannot place your name into the lottery before Nov 3.

Dec 7th meeting we will draw for the 20 spots - You do not have to be online during the draw as your name will stand until we contact you and you say otherwise. All names not called will be pulled randomly to determine your position on the waiting list.

The lottery winners will be contacted by the end of January to confirm their participation and receive their forms/payment structure. Deposits will not be required at this time – full payment will need to be paid by Mar 1st guild meeting.

Sask Health guidelines will be followed at the retreat venue whatever they may be at that time – masks in common areas, work space set up, etc.

Shannon B

Block X



Needed:

Colour 1 Colour 2 Colour 4
Useful to have a 6 ½" square ruler

Cutting:

Colour 1: Cut 1 - 6 ½" WOF
 Subcut into 6 - 6 ½" squares. Cut each diagonally twice. (24
triangles)

Colour 4: Cut 1 - 6 ½" WOF
 Subcut into 6 - 6 ½" squares. Cut each diagonally twice. (24
triangles)

Colour 2: Cut 7 - 1 ½" WOF
 Subcut into 1 ½" x 6" rectangles (Need 48 in total)


Sewing: Sew one rectangle to the right side of each triangle.

IMPORTANT: Make sure the rectangle is placed on the triangle and sew exactly as shown in the picture right sides together, as usual.

Press carefully with the seam towards the triangle each time.


Align 2 of **Colour 1** as shown, in photo, sew as shown in the photo.

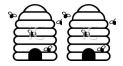
Align 2 of **Colour 4** as shown, in photo. Press each seam towards the triangle.



Sew the two pieces, made up of 4 triangles and 4 rectangles, as shown in the photo.

Trimming: Trim each block to 6 ½" square. See photo with green pointers for each corner of the 6 ½".







NOTES:

Teams have been made up per point value.
Picture of finished UFO can be emailed to
wat2so@accesscomm.ca

Earn bonus points for a label.



Renee B



42 Points

C

Renee
Joan G
Cindy
Jymmi Kaye



63 Points

B

Jacquie
Cheryl
Joanne
Sharon



13 Points

A

Carol G
Robin
Shannon
Beth



24 - 810 CENTENNIAL BLVD
WARMAN, SK S0K 4S1
(306) 384 7858
TINYSTITCHQUILTSHOP@GMAIL.COM

SHOP ONLINE:
WWW.TINYSTITCHQUILTSHOP.COM

TINY STITCH QUILT SHOP INC.




Quilters Haven

422 Main Street North
Moose Jaw S6H 3K2
306-693-8523
email: quiltershaveninc@sasktel.net
website: quiltershaveninc.ca

*If you **LIKE** us on **FACEBOOK** you can keep up to date with all the current happenings in our shop.
Heather, Arlyce & Staff at Quilters Haven*

Colleen's Quilting
Longarm Quilting Service

Colleen Matheson 290 Qu'Appelle Drive West
mathesonc@sasktel.net Lumsden, Saskatchewan
306 731-3603 SoG 3Co
APQS Millennium

angela@gypsypsoulfabrics.ca
306-421-3083
Estevan, SK

Gypsy Soul Fabrics
invite us to your next retreat! We are mobile!!

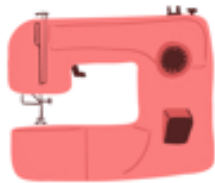
Sew Materialistic



We are the only fabric store in Northeast Saskatchewan!

Over 2000 bolts of quilting cotton!

We carry all your sewing needs, including:



- Wide back cotton and flannel
- Gutterman, Aurifil, and Mettler thread
- Wooly Nylon and Regular Serger Cones
- Cotton and polyester batting
- Pillow stuffing and forms
- Creative Grid Rulers
- and more!

We are located in Nipawin, SK!

**We are open Monday to Saturday,
9:00 AM to 5:00 PM**



Second Story Quilting

Widebacks and Quilters Dream Batting



Fit For a Queen by Westrade

Wide range of colors ~ Cotton and Flannel ~110"x108"

Quilter's Dream Batting

Cotton, Poly and Orient - King cuts (122"x108")

Christa Marcotte

Box 33

Torquay Saskatchewan S0C 2L0

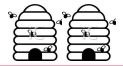
Call or Text 306-421-7056

Email: acmarcotte@sasktel.net

Website: www.secondstoryquilting.ca

Blog: www.secondstoryquilting.blogspot.com

Pictures of colors can be texted or emailed.



Connecting Threads



Pillow Cases:

The Guild will be collecting pillow cases that you have made to donate to the 3 women's shelters in Regina. They can be dropped off at Connecting Threads any Thur morning or brought to the Dec meeting at the Good Shepherd Lutheran Church. You can also contact Marlene at 306-586-5346 and I will pick them up from you.

Placemats:

The Guild will be collecting placemats for Meals-on-Wheels. They can be dropped off at Connecting Threads any Thur morning or brought to the Dec meeting at the Good Shepherd Lutheran Church. You can also contact Marlene at 306-586-5346 and I will pick them up from you.

Raffle tickets for quilt are now available at Connecting Threads. This is a major fund raiser for the group and unless we have the funds, we cannot purchase the batting and flannelette for our donation quilts. You can pick up a book (or 2 or 3) at Connecting Threads any Thur from Beth, Darlene or me. The draw will be made at the May Quilt Show. The quilt was designed by Tannis, sewn by Heather and quilted by Lois Gagnon. (see page 25)

NO QUILT QUILTING

Professional Longarm Quilters

Moose Jaw, SK

All our prices are very competitive.
We offer basting to extreme custom work. We offer it all!

With no training session involved, you can just walk in and start to load your quilt.
You can also have us pre-load your quilt for a small charge.
During a one-on-one session of no less than 4 hours, you may choose from many threads, and a large variety of edge to edge designs
- a creation that's all your own.

If you have ever wanted to experience quilting your own quilt on a computerized machine with thousands of edge to edge designs to choose from, we have a plan for you!
We're offering our computerized Gammill Statter longarm machine in a great deal.
This will be a no sweat, and no stress experience

Of course, we still offer quilting for those who want to continue to have us quilt for you.
We also have a large selection of battings, including wide, black, wool/cotton blend, bamboo, 100% natural cotton, 100% cotton bleached white, 80/20 cotton poly, the last 2 being available in Hobbs, and Arctic.

With the lowest prices around, don't hesitate to give us a call to book your spot!
You can call Colleen at 306-631-5303.

Please don't hesitate to call us for any of your longarm needs.





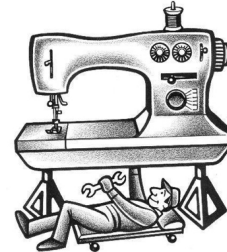
Bonnie R Pat P, Mary O, Linda W

Pause



TREAT YOUR SEWING MACHINE TO A SPA!

Is your sewing machine telling you it's time?



Call or text Darcy in Regina 306-501-2771 or email darcyzee@hotmail.com

GREAT RATES!

www.sewingmachinecleaningandrepairs-regina.ca



Innovative Quilting

Computerized Longarm Quilting

*Specializing in "Edge to Edge" Quilting
Thousands of Patterns to select from*



Offering:

large selection of wide fabric: Cotton, Flannel, & Fireside
50/50 Cotton-Bamboo & 100% Arctic Cotton Batting
Plus .

We also sell regular fabric, notions, patterns and more..

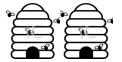
Open 9 to 5 Mon-Friday & most Saturdays (call ahead)

76 Halifax Ave
Melville, SK

Phone: 306 760-1573 or 306 728-8199 cell
innovativequilting@sasktel.net

"IT'S NOT A QUILT UNTIL IT'S QUILTED"





General Newsletter

November 2021
(edited for brevity)

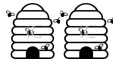
We have exciting news this month in regards to the 2022 JN Harper Youth Challenge – Real Fun: Janome has generously agreed to donate up to 33 sewing machines as prizes in this year's youth challenge! If you haven't already considered mentoring a young quilter, this would be a great time to do so. See below this message for more details.

In addition, consider the following:

- Buy your 2022 **TrendTex Challenge** kit
- Start your 2022 **CQA/ACC Individual Member Challenge – Rewire**
- Encourage your guild to participate in the 2022 **CQA/ACC Member Guild Challenge – Reaffirm**
- Participate in the 2021-2022 **Mystery Quilt** – the second clue will be released this week
- Send in your fat quarters for the 40th Anniversary **Fat Quarter Lottery**. Next draw date is November 21.
- Submit a teaching proposal for **Quilt Canada 2023**, **deadline is November 12**
- Meet the two new **CQA/ACC Board members**

Carole McCarville
CQA/ACC Executive Director





NJS Award Winners 2021



Winter Sunset – BEST OF SHOW

Artist: Colette Dumont

Award: BEST OF SHOW

Sponsor: Janome

https://canadianquilter.com/njs-award-winners-2021/?mgc_4996=4874/best-of-show&mgj_4996=49515/winter-sunset-best-of-show

Quilts for Survivors – Deadline Lifted!



Update: There is no longer a deadline for blocks, tops, and quilts. **Quilts for Survivors** will be assembling quilts as long as quilters make them and Survivors need them.

Quilters from all over Canada are making blocks and sending them to Vanessa Génier in Timmins, ON, to be made into quilts for survivors of the residential school system.

<https://canadianquilter.com/news/quilts-for-survivors/>



ARTEMORBIDA

An eclectic artist: Margaret Fabrizio

Fascinating and eclectic artist, Margaret Fabrizio ranges from Music to Entertainment to Fiber Art, achieving brilliant results in all fields in which she ventures. Pianist, Harpsichordist, Concert Artist, Teacher, Member of the Faculty of Music of Stanford University for 25 years, Composer, Performer, Film Maker, Collage Artist, Painter, Writer, Videographer, Creator of Artist Books, Forest in her land in Sonoma and finally...QUILTER! Her works are exhibited in Museums, Theatres and Universities. Her masks, collages, paintings belong to private collections, the installations and living structures of her "Taliesen" (a 40 acre estate in the county of Sonoma in California known as "Cazadero Nature and Art Conservancy") reveal a multi-faceted personality. Reading about her and her works introduces us to a dreamlike and phantasmagorical world that captures us and from which it is difficult to detach!



BONUS: Watch for a guild sponsored workshop on Siddi kawandi in the new year.

<https://www.youtube.com/watch?v=Jw1MwU7DRMg>



Gift cards
available
in store & online!

Give the gift of sewing

The Quilt Show Guild Challenge 2022 – Guidelines

2
0
2
2



Lasting Imprint

Small Quilt

The guild challenge is using the theme lasting impressions.

Make a small quilt that expresses something that has left a lasting impression on you.

Awards

- Best Theme
- Best Use of Colour
- Best Use of Thread
- Best Use of Applique
- Best Free Motion Quilting

Chitter Chatter Fabrics

QUALITY QUILTING FABRICS AND
NOTIONS

6070 Beatty Road, Abbotsford, BC
Tuesday - Saturday 9-5

In-Store and Online Shopping
Quick Order Fulfillment
Great Shipping Rates

Visit us at:
www.chitterchatterfabrics.com
604-856-0420



Judges



Elinor Burwash

Elinor Burwash spent her early days in rural Saskatchewan. Her pastimes included designing clothes for paper dolls. By age five she was making doll clothes from leftover scraps. Embroidery and knitting skills soon followed and all this resulted in a life-long passion for textiles

Elinor became a CQA certified Judge in 2017 and has judged in the Prairie Provinces. She has both juried and judged CQA's National Juried Show. Most recently Elinor's interests have turned to designing wool applique with embroidered embellishments along with more abstract art quilts.

[provided by judge](#)

Carole Gold

Carole's an award-winning quilt artist whose work has been juried into both art and quilt shows. Many of her works have been purchased - or specially commissioned - for private and public collections. She is currently preparing for a solo show in her local gallery, judging quilt shows, teaching workshops, and running a thriving longarm quilting business. She (sometimes) shares her creative exploits @ FreshofftheFrame.com, but is far more likely to post quick snippets on Instagram whenever she pauses to catch her breath!

[provided by judge](#)

Deb Barlow

Debora Barlow is an artist, presenter, teacher and CQA/ACC national certified quilt show judge. As a fiber artist she creates innovative art quilts, pictorial and abstract utilizing a variety of techniques and embellishments. Her work has been exhibited through out Canada and the USA. Including the International Quilt Festival in Houston, TX, the Grand National in Ontario, the CQA National Quilt Show and the 2009 Saskatchewan Craft Council Playing with Dimensions touring exhibit.

<https://saskcraftcouncil.org/project/debora-barlow/>

Joyce Brown

I am a fibre artist with a passion for learning new techniques and utilizing them in my art. Art quilts and landscape quilts have allowed me to use mixed media to design wall hangings, which reflect my joy of life.

The design of a piece always evolves during the creative process and the final quilt is often quite different from my original concept. Quilts are characterized by machine quilting often enhanced with a medley of beads or other embellishments. I am continuously inspired by the natural landscape, both locally and in my travels. Whether taking a walk or making a quilt I'm always off on a tangent so my quilt making meanders in unexpected directions.

<https://www.fibreartnetwork.com/gallery-artist-detail.php?memID=223&imageID=951>



www.periwinkle.biz

So you goofed up. Make it up to your mustachioed friend by taking a trip to Periwinkle or order her a little something online. Fabrice and kits, patterns, notions and more!! Periwinkle is here to help.

Periwinkle
Quilting & Beyond


270 - 2600 Eighth St. E., Saskatoon, SK
follow us on *instagram* and *facebook* ph: 306-933-3072 e-mail: periwinkle@sasktel.net



Lasting Imprint



Lasting Imprint



Lasting Imprint

Home of Michele's Long Arm Quilting
OVER 8000 BOLTS OF FABRIC
Notions, Patterns & More

MaMi's
Country
Quilts



253 Front Street, Duck Lake,
Sask.

Email: mamquilts@sasktel.net

Website: mamisquilts.com

306-467-4453

Classes and Retreats

Book a Private Retreat



Store Hours: Monday - Saturday
9am - 6pm

Michele is also a Certified
Instructor for Judy Niemeyer
Quilting

Now Order Online

mamisquilts.com



Guild Table

Sherill T.



What: An opportunity to sell your unused quilting fabrics and supplies so that you can turn them into cold hard cash and buy new quilting treasures! Well priced goods can net a significant payout. We will sell your items for a 20% commission that goes back to the Guild. We will also be accepting donations of items from Guild members as a Guild fundraiser.

Things that sell well: quilting fabrics or scraps priced for quick sale; patterns; quilt kits; magazines; quilting books; rulers; etc. All items went quickly at the last Quilt Show, especially books and magazines (no older than 10 years old please). Larger items that were priced for quick sale sold well too.

Where: Callie Curling Club, within the area of the Quilt Show, with a visible sign or banner.

When: The quilt show will be held Friday and Saturday May 6 & 7, 2022.

Item Drop off: Sherrill and her Committee will be at the Callie Curling Club on Thursday, May 5th, between 10 - 6 pm to check in your pre-marked items. If this time will not work for you, you can make other arrangements by calling or texting Sherrill @ (639) 915-0314. You will need to mark and record your own items so be prepared to take the time!! Please mark items in amounts of \$2 or higher. We will use the double tag approach again, plus record sheets with your vendor number and desired price on them. To make effective tags, simply sew a line of holes along the long side of an index card and cut your tags, marking on both your vendor number and your desired price. Contact Sherrill to get your "vendor number" and the forms early so that you can do this at home.

Unsold Item Pick up: Saturday, May 7th - anytime after 6:00 pm. You will be given your sale amounts in envelopes, less the 20% Guild commission, at the June 2022 Guild meeting.

Things to Think About: if you are offering goods for sale, please consider volunteering for a shift at the Guild Table (it is fun anyway!). Don't be afraid to bring larger items – we have even sold sewing machines in the past! FQ's and yardage sells better when presented in Ziploc bags; many Ziploc bags also have a white space that you can mark your price and vendor number on. Larger clear plastic food trays also display nicely. Coordinated grouped FQ's sold well. Packing tape, painter's tape and masking tape usually sticks well but not always. If you are using stick-on labels, test them at home to make sure they stick! If we don't know who owns it, we can't sell it! Good quality scraps can be sold in larger zip lock bags.

Suggested prices (NOT written in stone!): Four or five magazines tied up with curly ribbon sold for \$3.00; Patterns \$2 each or up to 50% off retail price; Fat Quarters \$1-2 each depending on quality – remember that some vendors will be selling theirs for \$2.00+; Older books \$3 or \$4 and newer books can sell for up to 50% off retail price. Donated books, magazines, and yardage are great Guild fundraisers if you choose to donate them. Looking forward to seeing you at the Quilt Show!



We Need to Sell Raffle Tickets!

Beth H.



Tickets are \$2 each or 3 for \$5 and are available at Connecting Threads on Thursday mornings (at the Neil Balkiwell Centre) or they can be requested by email at ppmguild@gmail.com.

The quilts for the Quilt Show Raffle have been completed. We have two prizes this year.

The first is from a pattern called Tranquility. It was especially designed for this show by Tannis Fahlman and the pattern is only being used for this special quilt – making it absolutely unique. The top was made by Heather Innis, and it was quilted by Lois Gagnon. The fabric was supplied by Cindy-rellas.

This quilt is a great comfort quilt. It is 62” by 62” (155 cm x 155 cm) with a backing of minky - perfect for a lap quilt.



The second prize is a Christmas wall hanging. It was donated to Connecting Threads by Lynn Tomkins. It is 25” by 32” (63 cm x 81 cm), and would be an excellent addition to anyone’s home. The hanging includes a sleeve for the rod to hang it. The creation of the wall hanging was a true group effort. A panel with some embroidery on it was donated to Connecting Threads. Lynn took the panel, got embroidery thread from one friend, buttons from a second friend, fabric for the border from a third friend and did the embroidery, assembling and quilting of the hanging herself.

Money from the raffle is used to buy batting for the many charity quilts that Connecting Threads makes. Connecting Threads donates 400-600 quilts per year to people who need support. This is in addition to the many pillow cases and place mats they make.



S-1: Max perimeter 160". Hand or machine quilted.

M-2: **Hand Quilted or Hand Applique.** Made and hand quilted and/or hand appliqued by you Max perimeter 280".

M-3: **Self-machine quilted.** Max perimeter 280". Made and quilted by you on any size machine. Stipulate whether using longarm, sit-down machine, computerized program, pantograph and/or stitch regulator.

M-4: **Machine quilted by someone else.** Max perimeter 280". Stipulate whether using long arm, sit-down machine, pantograph, computerized program, and/or stitch regulator.

M-5: **Kit, Workshop, or Store Sample** Max perimeter 280". Stipulate who quilted it and whether using longarm, sit-down machine, computerized program, pantograph and/or stitch regulator.

L-6: **Hand Quilted or Hand Applique.** Made and hand quilted and/or hand appliqued by you. More than 280" perimeter.

L-7: **Self-machine quilted.** More than 280" perimeter. Made and quilted by you on any size machine. Stipulate whether using longarm, sit-down machine, pantograph, computerized program, and/or stitch regulator.

L-8: **Machine quilted by someone else.** More than 280" perimeter. Stipulate whether using longarm, sit-down machine, computerized program, pantograph, and/or stitch regulator.

L-9: **Kit, Workshop, or Store Sample** More than 280" perimeter. Stipulate who quilted it and whether using longarm, sit-down machine, computerized program, pantograph and/or stitch regulator.

I-10: **Innovative Quilt.** Maximum perimeter 280". Enter the brave new world of art quilts. Show us your original creation, using a variety of materials, not from a pattern or kit. Three dimensional elements such as fabric folding or embellishments are applicable. Be sure to list all of the interesting materials you used.

11: **New Generation Quilters.** For quilters 16 years of age or younger, this is for you. Quilt of any size using any technique.

12: **Group Quilt.** Completed by 3 or more people, any size. What have you and your quilting friends stitched up lately?

13: **Recycled.** Give recycled fabrics or material a second life, any size. 50% of the top must be from recycled fabric or material. Tell us what you started with..

14: **Modern Quilt.** Max 240" perimeter. Modern bed or wall quilts depict modern design and demonstrate personal expression and originality in the design, colour and/or techniques. Minimalism, asymmetry, expansive negative space, and alternate grid work are often a part of modern quilt compositions, as are improvisational piecing and solid fabrics. (Taken from CQA National Juried Show) Stipulate who quilted it and whether using longarm, sit-down machine, computerized program, pantograph and/or stitch regulator.

15: **Modern Quilt** More than 240" perimeter, Modern quilt as described in 14. Stipulate who quilted it and whether using longarm, sit-down machine, computerized program, pantograph and/or stitch regulator.

16: **Assorted Quilted Items:** table cloths, placemats, runners, bowls & boxes, bags, cushions, etc. Three dimensional elements or garments.

Quilt Show Penny Parade Donations:

Betty U.

Here are some themes of baskets:

baby, food/drink, floral/spring, Christmas, seasonal, sports, Diva/pamper me, kids, travel

We are looking for quilting/sewing items as well as other items such as gift cards and small items associated with these themes.

(We don't need any candles.)



Items can be dropped off at Connecting Threads on Thursday between 9 and noon or contact Betty at bettyurschel@gmail.com



Thank you for your support!



**BRODERICK
GARDEN CENTRE**
FABRIC | CRAFTS

**Bring this ad in for
10% off your purchase,
minimum \$50 purchase**

* Quilting Cotton by Moda; Northcott; Art Gallery; Free Spirit; FIGO; Kona; Ruby Star Society, etc

* Designers: Tula Pink, Tim Holtz, Alison Glass, V and Co., Natural Born Quilter, Guicy Guice, Libs Elliott, Basic Grey, Gingiber, etc.

* We carry an extensive line of patterns, Quilters Select and Creative Grids rulers and templates, Aurifil Thread.

* Bag making supplies: Cork, Canvas, hardware from Emmaline Bags and Sallie Tomato,

www.broderickgardens.ca 420 Saskatchewan Ave E Outlook SK 306.867.8999



Ready to have some fun?

We will be signing up in January.

The available locations and times will be listed on the guild website.

When you find something you want, send an email to

the website **ppmqguild@gmail.com** or

the newsletter - **newsletterppm@gmail.com**.

I will send you a confirmation by email.

OR

GIVE ME A CALL AT 306-757-6216.

Looking forward to "working" with you!

Deena A.



117 Main Street, Carlyle SK

Phone: 306-453-2562

www.sasksewandsews.com

Call us to reserve your spot in the Border Creek Station Mystery Quilt Club or the Bee Happy Sew Along both beginning January 2022

Big City Selection, Small Town Service!



www.facebook.com/carlylesewandsews

Open: Monday to Friday 10 to 5

Inspiration

This and That 



<https://www.saqa.com/art/exhibitions/intersect-chicago-2021-saqa-global-exhibition>

https://www.youtube.com/watch?v=_LNmmex7Ea0

SARAH C BLANCHETTE




<https://www.artworkarchive.com/profile/sarahcblanchettestudio>

MAGGIE DILLON



<https://www.maggiedillondesigns.com/>

CLARA NARTEY



<https://claranartey.com/>



<https://www.generations-quilt-patterns.com/free-quilt-block-patterns.html>



How to make a One Block Wonder Quilt

<https://www.youtube.com/watch?v=s3vV3Sjf4Wc>



Winter 2022 Virtual Classes

https://thimblesandthings.com/pages/winter-2022-virtual-classes?fbclid=IwAR0RoPPE1Bf_6w3xcoGqLwz3DIFQr2pmq_EK1AH3WtoK89e3jK0xs85BSXo



<https://www.connectingthreads.com/tutorials/t/kaleidoscope-stack-n-whack/22>

KALEIDOSCOPE STACK AND WHACK

https://www.youtube.com/watch?v=AYx_G83pFEw&list=PL3eMjXtL6AQCcpN0xUft3ntLT-PbC4C77N&index=2

CONNECTING THREADS

FREE QUILT PATTERNS AND SEWING PATTERNS

<https://www.connectingthreads.com/patterns/free-patterns/c/601021?items=ALL&fbclid=IwAR0w1jgsOujCZncpUISrz0NKXIFGQrKD4CE8ZvWTVIpgUwuU9j3YcMeaFmo>

MAKE IT SEW | RIBBON BOX QUILT

Free Pattern



<https://cloud9fabrics.com/make-sew-ribbon-box-quilt/>



https://www.nationalsewingcircle.com/article/10-quick-easy-handmade-gift-ideas/?utm_source=newsletter&utm_medium=email&utm_campaign=a6199&vsoid=A6199



Sewing Handmade Christmas Ornaments

<https://www.nationalsewingcircle.com/video/handmade-christmas-ornaments-015118/>



<https://www.nationalquilterscircle.com/article/christmas-cheer-quilt-block-challenge/>



Easy-to-Make Handmade Cards

https://www.nationalquilterscircle.com/video/easy-to-make-handmade-cards-007207/?utm_source=newsletter&utm_medium=email&utm_campaign=a6198&vsoid=A6189



SATURDAY, DECEMBER 18, 2021 AT 10 AM – 5 PM
Christmas Indigenous Artisan Market

Dakota Dunes Resort

<https://www.facebook.com/events/1538769563140948/?ref=newsfeed>



SATURDAY, DECEMBER 11, 2021
AT 10 AM – 5 PM

<https://www.facebook.com/events/1095619671238080/?ref=newsfeed>

Unfortunately, WinterGreen 2021 has been cancelled.

<https://saskcraftcouncil.store/pages/shop-scc-this-season>



DEC 10 AT 5 PM – DEC 11 AT 4 PM
LUMSDEN'S CRAFT AND TRADESHOW

Lumsden Centennial Hall

<https://www.facebook.com/events/2342335035907682/?ref=newsfeed>



Overcoming Burnout Through Ayurveda

https://chopra.com/articles/overcoming-burnout-through-ayurveda?utm_source=Newsletter&utm_medium=Email&utm_content=Chopra_Living_211102_A&utm_campaign=Newsletter202112


Pre-holiday stress getting to you?



Jeralyn Glass

Tune Up Tuesday

<http://www.jeralynglass.com/super-short-meditations>



<https://alumni.saskpolytech.ca/impact/news/fulfilling-her-purpose?srctid=1&erid=761787&trid=888ea3c9-f6b2-4c11-b7f1-946e27dfd266>

Alumna Moves to Saskatchewan to Reinvent Herself



<https://abclifeliteracy.ca/all-programs/family-literacy-day/>



<https://www.uregina.ca/external/communications/feature-stories/current/2021/10-19.html>

First of its kind Student Wellness Centre begins providing healthcare for U of R students



Winter Solstice 2021: The First Day of Winter

For the northern half of Earth (the Northern Hemisphere), the winter solstice occurs annually on December 21 or 22. (For the Southern Hemisphere, the winter solstice occurs on June 20 or 21.) The winter solstice is the day with the fewest hours of sunlight in the whole year, making it the "shortest day" of the year. Thankfully, after we reach the winter solstice, the days begin to once again grow longer and longer until we reach the summer solstice—the first day of summer and the longest day of the year.

Is the Winter Solstice really the start of winter?

There is not a black-and-white answer to this question—it depends on which definition of "winter" you follow:

- **Astronomical winter** begins at the winter solstice and ends at the spring equinox. Astronomical seasons are based on the position of Earth in relation to the Sun.
- **Meteorological winter** (in the Northern Hemisphere) starts on December 1 and ends on February 28 (or 29). Meteorological seasons are based on the annual temperature cycle and climatological patterns observed on Earth.

<https://www.almanac.com/content/first-day-winter-winter-solstice>

General Membership Meeting Agenda

Welcome	Sharon
Mystery Quilt	Bonnie
Presentation	Sharon

quick break

Break out rooms - for fun and games	Everyone
Prizes	
Show and share	Everyone

Goodbye and Merry Christmas



Quilt received at first chemo treatment

wanted to thank you for the wonderful quilt that I received while taking my first chemo treatment at Allen Blair. It has brought me much warmth and great comfort during hard times. It's very special and precious to me, and makes me smile just to look at it.

Thank you for your gift and your caring.

John

Advertising Information

The Prairie Piecemakers Quilters' Guild is entering its 28th year as an incorporated organization, serving quilters, promoting the quilting arts and supporting the development of quilting in Regina. Your advertisement is an effective way to reach a local and a broader audience of quilters:

Local audience: the Prairie Piecemakers Quilters' Guild publishes 10 newsletters each year, monthly from September through June. The newsletter is distributed to all Guild members (currently 128 members and growing).

Extended audience: advertisers in the newsletter are recognized on the Guild website (www.prairiepiecemaker.com) with a link to their website and/or contact information.

Each newsletter is posted on the Guild website and remains available for public download through the newsletter archive.

Timelines:

Advertisers should send their advertisement copy to the editor of the guild newsletter two weeks before the end of the month prior to the next issue of the newsletter. Please see the Guild website for our Advertising Guidelines.

Contact:

Inside the Guild Newsletter Editor
 Prairie Piecemakers Quilters' Guild
 Box 33043, Cathedral P.O.
 Regina, SK S4T 7X2
 Telephone: 306-584-9509
 Email: newsletterppm@gmail.com
 Website: www.prairiepiecemaker.com

Want to join the Guild?

Visitors and new members at all levels of quilting are welcome.

Guild membership consists of quilters of varying ages and abilities who share a great appreciation for the art of quilting and the fabric used to piece the quilts together:

- The membership year runs from July 1 to June 30 of the following year.
- New members are welcome at any time during the quilting season.

The Guild is a member of the Canadian Quilters' Association.

Please contact us by email at ppmqguild@gmail.com, through the website, or directly to a Membership Committee member (pg. 2).

Inside the Guild

Commercial Advertising Rates

Single Issue Rate			Full Year
Category	Size	Rate	Rate
Full page	7.5" x 10"	\$50.00	\$250.00
Half page (horizontal)	7.5" x 5"	\$25.00	\$125.00
Half page (vertical)	10" x 3.75"	\$25.00	\$125.00
Quarter page	3.75" x 5"	\$16.00	\$80.00
Business card	3.75" x 2.5"	\$8.00	\$40.00

Non-Commercial Classified Advertising Rates

Advertisements must be sewing, quilting, or fibre art related. 1/4-page and 1/2-page advertisements, containing a photo, a graphic, or an image are to be in .pdf, MSWord, or .jpeg format (ready for insertion) and sent to newsletterppm@gmail.com. Include your complete contact information.

Please make your cheque payable, in the correct amount, to PPQG and forward it to Prairie Piecemakers Quilters' Guild, Box 33043, Cathedral PO, Regina, SK. S4T 7X2.

Advertisement Sizes	Guild Member	Non-Guild Member
	Per issue	Per issue
Classified Ads of 50 words or less - no photo, graphics, or images	FREE maximum insertion 3 months	\$8.00
1/4 page	\$5.00	\$16.00
1/2 page	\$10.00	\$25.00

Except where noted, all graphics and photographs are from Google Images.

Privacy of Information: As a public organization, the Prairie Piece Makers Quilters' Guild, Inc. (PPQG) is compelled to abide by the Canadian rules applying to the Privacy of Information. We cannot share information about members without this consent. The personal information collected consists of name, address, telephone number, and email address and is used to contact members for Guild business. As the Guild's membership form does not specifically ask members if they will allow their names to be published in the newsletter, the newsletter will not publish full names, excepting for the executive and committee chairpersons, who have signed disclaimer forms for the editor or when expressed permission is provided. When submitting articles for the *Inside the Guild* newsletter, please state as to whether you will allow your full name to be published in the newsletter print format, available at Guild meetings and the online copy published on the Guild's website. *Thank you.*