



Prairie Piecemakers Quilters' Guild

Inside the Guild

Website: www.prairiepiecemaker.com

APRIL
Issue 2021-04



Coming Soon!

CLASSIFIED

Ads

Member item for sale pg 29



Guild Officers and Directors

President: Sharon G

Vice President: Tannis F

Secretary: Shelley K

Treasurer: Marlene SC

Guild Committees with Directors*

Library Committee:

Bonnie R*
Linda W; 2 pending

Newsletter/Advertising:

newsletterppm@gmail.com
Deena A*
Frances L

Proofreading: Frances L & Mary F

Program Committee:

Shelby L*

Website/Promotions Committee:

Jymmi Kaye D
ppmqguild@gmail.com

Workshop Committee:

Heather I*

Membership Committee:

Cheryl A*
Aline M

Guild Committees

Meeting Dates
2020-2021

September 1, 2020
October 6, 2020
November 3, 2020
December 1, 2020
January 5, 2021
February 2, 2021
March 2, 2021
April 6, 2021
May 4, 2021
June 1, 2021

50/50 Draw Committee:

Sheree S; Betty U

Retreats:

Shannon B*
Jacquie B.

UFO's:

Renee B

Connecting Threads:

Marlene SC

Facebook Page: Jymmi Kaye D

DISCLAIMER

Information contained herein regarding any specific person, commercial product, or service by trade name, trademark, manufacturer, or otherwise, does not constitute or imply its endorsement, recommendation, or favouring by Prairie Piecemakers Quilters' Guild or it's directors.

Want to join the Guild? Information on last page.

Currently meeting online only.

Monthly Meetings

First Tuesday of month:
September to June, 7 to 9 pm
Good Shepherd Lutheran Church
3825 Hillsdale Street
Regina SK S4S 3Y5

Website: www.prairiepiecemaker.com
Facebook: Prairie Piecemaker Quilters' Guild
Newsletter: newsletterppm@gmail.com
Email: ppmqguild@gmail.com

Copyright: Prairie Piecemakers Quilters' Guild Inc.





It's now been a full year since we were last able to meet in person.
Thank goodness technology has allowed us to keep going.

April and May are all about ensuring we have a new board in place for the upcoming year. I'd like to thank all those who offered or agreed to step up to be part of the executive. I'd also like to thank those who are about to step down from being part of the executive. Some of these women have served on the executive for many years.

Spring is here, and so is the vaccine. I'm sure some of you have already been able to get the jab. It gives hope that it will be safe to meet face to face within a few months. Until then let's keep staying safe, and one of the safest things you can do is quilt at home.

Don't forget, I want to see those "Breakfast at Tiffany's" items at our online meeting in June.

And please show us your progress on your temperature quilts as they progress during any show and share.

Enjoy the meeting, and keep on quilting!

Sharon G



Peachtree Quilt Shop

NOW HIRING!

Join our team!

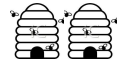
POSITION AVAILABLE:

FABRIC SALES ASSOCIATE



A part-time position for fabric sales associate is available for immediate employment at *Peachtree Quilt Shop* in Regina. Retail experience would be beneficial and quilting experience is required.

Send your resume to info@northgatesewing.com



Or contact our store at (306) 569 1552



Prairie Peacemakers Fall Dallas Valley Quilters Retreat



Oct 14 – 17, 2021



The way we are going to do sign up is hopefully the fairest way we can go about doing this - with the intent to give everyone a chance to sign up if they wish to attend. Given the current limitations of Sask Health Guidelines (and we understand they will change) we are setting the amount of people for the Fall retreat to 20 participants – so that each quilter has a single room and sewing station with required spacing.

At 20 people this event will pay for itself so the fees may be slightly higher but we do need a minimum of 20 participants for the event to proceed. Estimated cost per person based on 20 participants is \$350.00 per person - this is only an estimate.

If guidelines, vaccinations, etc. go well, this event will increase to 30 participants and shared rooms will be come available and costs will be slightly decreased. Our intention is to follow **ALL** Sask Health Guidelines to make this a safe space for all participants.

If you want to participate - Follow these simple steps :

Apr 15th – June 1st

Send your name/phone number in an email to saskgirl1971@gmail.com between the dates above if you would like your name put into the lottery draw for the Fall Retreat. Your email may have more than one person listed but it is a lottery so names will be drawn separately

Any emails received before April 15th will not be accepted – I will look to see if there is a question and if not the email will be deleted. You will have to resubmit an email in the timeframe stated above. You can not place your name into the lottery before April 15th.

June 7th meeting we will draw for the 20 spots - you do not have to be online during the draw as your name will stand until we contact you and you say otherwise. The lottery winners will be contacted by the middle of August to confirm their participation and receive their forms/payment structure. Deposits will not be required at this time – full payment will need to be paid by Oct 5th guild meeting.

If your name was not drawn or you sent an email after June 1st then your name will go into the second lottery draw which will take place on September 7th, 2021 at the guild meeting – this draw will take place if there are spots available. After this meeting if there is still spaces once the second lottery has happened we will open to other guilds, family and friends.

Sask Health guidelines will be followed at the retreat venue whatever they may be at that time – masks in common areas, work space set up, etc.

Forms will be sent out at a later date closer to the retreat - as well as payment plan information.

Cindy-Rella's Sewing and Quilting

We are an Authorized Bernina, Brother,
Babylock and Handiquilter
dealer and repair centre



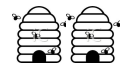
Shop in-store at:

Cindy-Rella's
Sewing and Quilting

1230 St John Street
Regina, SK
(306) 585-2227

Or Online at:

www.PrecutStash.com



Program

Shelby L



We are going to do a virtual quilt shop tour
All the shops advertise in our newsletter.



Jymmi Kaye and Heather G will

give a demo on

Ink Tense Pencils.



 **Broderick Garden Centre**
SO much more than a garden store!
Quilting Fabric **Art Supplies**
Pre-cuts **Quilt Kits**
Crafts Supplies **Notions**
 Yarn
www.broderickgardens.ca
420 Saskatchewan Ave E
Outlook, Sask 306.867.8999

Up Yur Quilt



Fabric
Patterns
Books
Notions
& more!

Online shopping at www.upyurquilt.ca
St. Catharines, Ontario, (905) 938-1462.

TINY STITCH



- Quilt Shop Inc. -

24 - 810 Centennial Blvd. Warman, SK S0K 4S1
(306) 384 - 7858 / info@tinystitchquiltshop.com
www.tinystitchquiltshop.com

  FOLLOW US ON INSTAGRAM AND FACEBOOK

Colleen's Quilting

Longarm Quilting Service

Colleen Matheson 290 Qu'Appelle Drive West
mathesonc@sasktel.net Lumsden, Saskatchewan

306 731-3603 SoG 3Co

APQS Millennium

Second Story Quilting

Widebacks and Quilters Dream Batting



Fit For a Queen by Westrade

Wide range of colors - Cotton and Flannel -110"x108"

Quilter's Dream Batting

Cotton, Poly and Orient - King cuts (122"x108")

Christa Marcotte

Box 33

Torquay Saskatchewan S0C 2L0

Call or Text 306-421-7056

Email: acmarcotte@sasktel.net

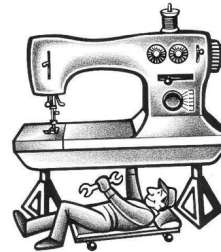
Website: www.secondstoryquilting.ca

Blog: www.secondstoryquilting.blogspot.com

Pictures of colors can be texted or emailed.

TREAT YOUR SEWING MACHINE TO A SPA!

Is your sewing machine telling you it's time?



Call or text Darcy in Regina 306-501-2771
or email darcyzee@hotmail.com

GREAT RATES!

www.sewingmachinecleaningandrepairs-regina.ca

Loreen's Longarm Quilting Services

Loreen Yanko Owner

loreenyanko@gmail.com

95 Dale Cres

Regina, Saskatchewan S4N 5J6

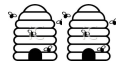
306 761-0841

Angela Denys 306.421.3083

Angela@GypsySoulFabrics.ca

Gypsy Soul Fabrics

www.GypsySoulFabrics.ca



March 25, 2021

Nominations Report for 2021 -2022

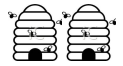
President -	Sharon Gerein
Vice-President -	Tannis Fahlman
Secretary -	Beth Hicks
Treasurer -	Marlene Smith-Collins
Membership -	Cheryl Atkinson
Newsletter -	Deena Arthur
Workshop -	Aline Munro
Program -	Linda Brumwell
Library -	Bonnie Racz
Website -	Jymmi Kaye Demchuk

As per bylaw

“Thirty (30) days prior to the SAGM the Nominations Chair shall announce the nominations to the members. Nominations from the floor for each position will occur at this time.”

Submitted by

Jymmi Kaye Demchuk



Renee B

Point standing as of April 1, 2021




TEAM A - 133

Jacquie
Dot
Tannis
Cindy



TEAM B - 94

Judy
Carol
Heather
Shannon



TEAM C -188

Renee
Colleen L.
Sharon G



TEAM D - 82

Jymmi Kaye
Betty U
Robin
Jill

Home of Michele's Long Arm Quilting
OVER 8000 BOLTS OF FABRIC
Notions, Patterns & More

MaMi's
Country
Quilts



253 Front Street, Duck Lake,
Sask.

Email: mamquilts@sasktel.net

Website: mamisquilts.com

306-467-4453

Store Hours: Monday - Saturday
9am - 6pm

Michele is also a Certified
Instructor for Judy Niemeyer
Quilting


Classes and Retreats

Book a Private Retreat



Now Order Online

mamisquilts.com



Connecting Threads

Marlene SC



We donated a quilt to Catherine's Cause which is an on-line auction created by a 12 year old girl in Regina. All proceeds from this event will be donated to the NICU at the General Hospital.



<https://www.facebook.com/Catherines-Cause-4th-Annual-Regina-NICU-Online-Auction-2021-111583723717755/>



It is spring at Periwinkle, the Age of Asparagus. So why don't you swing by the on-line shop and see what we have that's new. Fabrics, patterns, kits, notions, and we have the Bernette B77's and B79's on sale. With the warmer weather it truly is the Dawning of the Age of Asparagus ...
hmmm maybe we should put that to music?

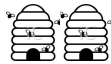

Periwinkle
Quilting & Beyond

270 - 2600 Eighth St. E., Saskatoon, SK
ph: 306-933-3072 e-mail: periwinkle@sasktel.net

follow us on *instagram* and *facebook*

www.periwinkle.biz

What's the buzz?



The PPQG will be buying enough spaces for all guild members to participate. Access instructions will be sent out by email.

All Star Virtual Sampler Platter

Saturday May 22, 2021 3-6pm (eastern) and Sunday May 23, 2021 3-6pm (eastern)

- Invite your guild members to an easy and risk-free zoom classroom experience!

- Introduce your guild members to potential teachers!

Do you have Zoom-wary members that are reluctant to try virtual workshops? This jam-packed

exciting virtual event is sure to be a rollicking good time and will give your members a taste of

what a virtual workshop is like with some of the best teachers the virtual world has to offer!

In this live Zoom meeting an All-Star cast of 18 quilt teachers will demonstrate some of their

favorite quilting techniques over two different days. It's a showcase of a wide variety of styles

and techniques, from traditional to modern and art quilting techniques with something to please

everyone! You will receive a PDF to share with your guild members that includes written

instructions to go along with each teacher's demonstration, as well as a page with tips for

making the most of the live demonstrations.

This event will NOT BE recorded.

Total price for your guild and all your members to attend is one very low fee!

That's right, once you register your guild you get an all access pass for ALL your

members for both days!

NO QUILT QUILTING

Professional Longarm Quilters

Moose Jaw, SK

All our prices are very competitive.
We offer basting to extreme custom work. We offer it all!

With no training session involved, you can just walk in and start to load your quilt.
You can also have us pre-load your quilt for a small charge.
During a one-on-one session of no less than 4 hours, you may choose from many threads, and a large variety of edge to edge designs
- a creation that's all your own.

If you have ever wanted to experience quilting your own quilt on a computerized machine with thousands of edge to edge designs to choose from, we have a plan for you!
We're offering our computerized Gammill Statler longarm machine in a great deal.
This will be a no sweat, and no stress experience

Of course, we still offer quilting for those who want to continue to have us quilt for you.
We also have a large selection of battings, including wide, black, wool/cotton blend, bamboo, 100% natural cotton, 100% cotton bleached white, 80/20 cotton poly, the last 2 being available in Hobbs, and Arctic.

With the lowest prices around, don't hesitate to give us a call to book your spot!
You can call Colleen at 306-631-5303.

Please don't hesitate to call us for any of your longarm needs.



Bonnie R Linda W



Pause

TERRY WHITMAN

Custom Longarm Quilter

1-304-634-4603

Box 1586, Estevan SK S4A 2L7
gary.whitman@sasktel.net



Loreen's Sewing School


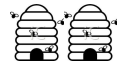
Children's Sewing Classes

Registered "Kids Can Sew" Instructor

Loreen Yanko, Owner

loreenyanko@gmail.com

95 Dale Cres Regina, Saskatchewan S4N 5J6



Due to the pandemic restrictions we are unable to hold our Quilt Show but continue to support the Lumsden & District Heritage Home with a Quilt Raffle.

All Funds raised will go to the Lumsden & District Heritage Home.

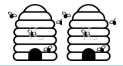
Quilt size: 87" x 95"

Tickets available until May 8.
Lottery License #SR20-1095

To purchase tickets contact:
Colleen Matheson (mathesonc@sasktel.net)
Debbie Carey (carey.d@sasktel.net)

Please include your name, address, phone number and number of tickets requested. E-transfer is accepted.

Thank you for your continued support!

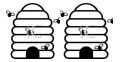


Hi,
I would like to share our victory with you and the Guild group if that sounds interesting for everyone. I had participated in the fabricland midwest/ Pacific quilt contest 2021 recently run over social media and won a second prize in the contest. It is under the judges choice category that we have received this prize. Creating it was a joint effort with my daughter. I am attaching a poster we created to share our achievement and the actual quilt photograph.

Thanks and best regards,

Bharati



CANADIAN
QuiltersCourpointières <https://canadianquilter.com/>
CANADIENNES

General Newsletter

CQA/ACC Friends

March 2021

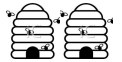
Quilting is more than just making beautiful items, it is also about bringing in the beauty we see in life, the love we have for family and friends and also the sharing that makes us a caring person. Every quilter that I have had the pleasure of knowing gives away this beautiful art or shares the art of quilting with others, sharing their love of the hobby. We make quilts for charity, or a friend in need of comfort, or a loved family member, and even because we just want to. Gifting a quilt means so much to the recipient and shows that we care for others. Even the very new quilters, get involved with this hobby because they are eager to make something for someone else. Be proud of yourselves and thank you for being some of my quilting friends.

The CQA/ACC is working hard to bring you a variety of monthly lectures as we celebrate our 40th anniversary. Go to our website to find out who is joining us in April or see below in this newsletter. You might want to consider joining our organization to save money when following these lectures and other Association activities. We have offered fun quilt alongs and projects, all of which are posted on our website. We also are sharing ideas and finished quilts on the Quilting in Canada Facebook page and the Canadian Quilters Association - Quilting Projects Facebook page. There is always something new and exciting going on at CQA/ACC so new members are always welcome.

Linda Lake
Membership Director

CQA/ACC has several activities for you to join ...

- Purchase your TrendTex fabric bundle for the 2021 **TrendTex Challenge – Friendship**. Purchase your fabric kit on the website [here](#)
- Mentor a young quilter in the 2021 **CQA/ACC Youth Challenge – BFF (Best Friends Forever)**. For entry form click [here](#).
- Join in on the 2021 **CQA/ACC 40th Anniversary Mystery Quilt – An Incidental Refraction** and then go to the newly formed Facebook group dedicated to this project to share and connect with others. See below for more details. Members only. To become a member now click [here](#).
- Join the **Row of the Month Quilt Along** for members and non-members. The monthly pattern will be found on our website and promoted on the Canadian Quilters Association - Quilting Projects Facebook group. Be sure to check on this fun and free quilt along. To join in the Row of the Month click [here](#).
-
- 2021 **TrendTex Challenge – Friendship**
- 2021 **CQA/ACC Youth Challenge – BFF (Best Friends Forever)**
- 2021 **CQA/ACC 40th Anniversary Mystery Quilt – An Incidental Refraction**



<https://canadianquilter.com/>



Get Ready to Celebrate!

JUNE 16 - 19, 2021

In 2021 CQA/ACC is excited to present a virtual alternative to our in-person Quilt Canada conference. And what better way to celebrate 40 years than to invite quilters from across the country to join in the online party. More details will be available in the coming months, with registration taking place in the spring of 2021.

Click [here](#) for Quilt Canada 2021 details.

NOTE: this is 1pm Saskatchewan time!



Join us on Saturday, April 17, 2021 at 3 pm EDT
Kate Ward will present a Zoom Webinar

Create Unique Fabrics at Home

Lecture Description

Learn some fun and easy ways to manipulate existing fabrics in your stash. Techniques such as solar dyeing, mark making with rust, how to paint like watercolour on fabric, and print fun patterns using objects found around the home will be demonstrated. These fabrics can be included in your latest project, or they can be the perfect starting point for a slow stitching project.

Tickets will go on sale Monday, March 15, 2021 in the member-only studio of the canadianquilter.com website. \$10 + tax for CQA/ACC Members. To become a CQA/ACC member now click [here](#).

Sew & Sews

117 Main Street, Carlyle SK

Phone: 306-453-2562

Quilter's New Year's Resolution...

Finish all the projects from **2020**
that I should have done in **2019**
after I started them in **2018**
after planning them in **2017** and
buying the fabric for them in **2016**
while having the pattern for them
since **2015!**

Stop in for your **2021** inspiration!

Big City Selection, Small Town Service!



www.facebook.com/carlylesewandsews

CHITTER CHATTER FABRICS

- Great shipping rates within Canada
- Quick turnaround for online orders

chitterchatterfabrics.com

6070 Beatty Rd
Abbotsford BC
604-856-0420



<https://www.writerstrust.com/authors/louise-halfe/>

Louise Bernice Halfe named Canada's new parliamentary poet laureate

Renowned writer Louise Bernice Halfe, also known by the Cree name Sky Dancer, has been named Canada's new parliamentary poet laureate.

The Saskatoon wordsmith, who has won accolades for weaving Cree language and teachings into her works, previously served as Saskatchewan's second poet laureate.

Halfe, who was raised on Saddle Lake Reserve and attended Blue Quills Residential School in central Alberta, is the ninth poet to hold the position.

Her poetry collections include *Bear Bones & Feathers*, *Blue Marrow*, *The Crooked Good* and *Burning in this Midnight Dream*. Her latest poetry collection, *awâsis – kinky and disheveled*, is to be released in this spring.

Looking ahead to her mandate over the next two years, Halfe said her focus is on crossing barriers and fostering dialogue.

Halfe is also a trained social worker who works with Opik, a circle of Indigenous elders that supports apprehended children and their families.

Appointed for a two-year term, the parliamentary poet laureate's duties include writing compositions for special occasions, including for use in Parliament, and advising the parliamentary librarian.

<https://www.cbc.ca/books/louise-bernice-halfe-named-canada-s-new-parliamentary-poet-laureate-1.5900690>



South Africa




South Africa, the southernmost **country** on the African continent, renowned for its varied topography, great natural beauty, and cultural diversity, all of which have made the country a favoured destination for travelers since the legal ending of **apartheid** (Afrikaans: “apartness,” or racial separation) in 1994. <https://www.britannica.com/place/South-Africa>

- Region: Africa
- Population: 58 million (2018)
- Area: 1,220,813 square kilometres
- Capital: South Africa does not have a single official capital city. The Parliament is in Cape Town, making it the legislative capital. The President and Cabinet meet in Pretoria, making it the administrative capital. The Supreme Court of Appeal is in Bloemfontein, making it the judicial capital
- Joined Commonwealth: 1931, on independence from Britain. South Africa left the Commonwealth in 1961 then re-joined in 1994

Key facts

<https://thecommonwealth.org/our-member-countries/south-africa>



Blyde River Canyon in Mpumalanga cuts through the Drakensberg Mountains.
Image: Dr. Thomas Wagner

Number of immigrants in Canada 2000-2020

Published by [Simona Varrella](#), Mar 9, 2021

Between July 1, 2019 and June 30, 2020, there were an estimated 127,191 immigrants to Ontario, making it the most popular immigration destination out of any province. While the number of immigrants has been increasing over the years, less than half of surveyed Canadians believed that there were too many immigrants in the country. This is most definitely a positive, since in 2017, the Canadian government announced its aim to significantly increase the number of permanent residents to Canada in order to combat an aging workforce and the decline of working-age adults.

<https://www.statista.com/statistics/443063/number-of-immigrants-in-canada/>

https://www.nationsonline.org/oneworld/south_africa.htm



South Africa



Textiles

SHWESHWE: The Colourful Cotton Fabric, Made In South Africa <https://tdsblog.com/shweshwe/>

Shweshwe, also known as *isishweshwe* and *shoeshoe*, is a cotton fabric that comes in a variety of hues and intricate print designs. It was originally dyed indigo, which is why its formal name is ‘Indigo-dyed discharge printed fabric’. Printed on cotton grown in the Eastern Cape of South Africa (SA), it’s a trademarked fabric manufactured by Da Gama Textiles. They are the only manufacturers in the world who make the authentic shweshwe.



At first, the cloth was imported from Europe. Then the Da Gama Textiles began to manufacture the fabric in 1982. They set up their operation in the Zwelitsha Township situated in the Eastern Cape, outside King William’s Town. It wasn’t until 1992 that they bought the sole rights to the most popular brand of the fabric, Three Cats. All the original Shweshwe from the Da Gama Textiles comes with a Three Cats back stamp to show its authenticity.



shweshwe pattern book at the British Museum | © Jeppetown / Flickr



<https://theculturetrip.com/africa/south-africa/articles/shweshwe-the-unexpected-origins-of-south-africas-most-important-textile/>



Quilt Discovery Experience

Rose of Sharon

One of the oldest applique quilt patterns is the Rose of Sharon. The Rose of Sharon, mentioned in the Bible, might actually refer to a wild tulip that grows today on the plains of Sharon in Palestine. When the Bible was translated into English, the word rose was used in place of the word tulip.



During the 1800s, there was a custom for a young girl to make a baker's dozen of quilt tops before she became engaged. This collection consisted of 12 utility quilts, and one great quilt, which was pieced or appliqued, as a show piece for a bed. The Rose of Sharon was often used for the great quilt. Many young women traveled West as brides, their great quilt folded safely in a trunk.

The Whig Rose is another name for this pattern. It is thought the name came from the 1828 Presidential election. The newly formed Whig party hoped to beat out Democrat, Andrew Jackson. The Whig party dissolved in the mid 1800's, but the pattern name lived on.

<https://www.nps.gov/home/planyourvisit/quilt-discovery-experience.htm>

Nifty Notions

- LOTS OF BATIKS & TONE-ON-TONES
- THREAD
- ACCESSORIES
- SAMPLES

WIDE BACKING
20% OFF

Call to visit! **306-332-5516**
MYRNA SNIDER FORT QU'APPELLE, SK

Quilters Haven

422 Main Street North
Moose Jaw S6H 3K2
306-693-8523

email: quiltershaveninc@sasktel.net
website: quiltershaveninc.ca

If you **LIKE** us on **FACEBOOK** you can keep up to date with all the current happenings in our shop.
Heather, Arlyce & Staff at Quilters Haven

 **Innovative Quilting**
Computerized Longarm Quilting

*Specializing in "Edge to Edge" Quilting
Thousands of Patterns to select from*



Offering:
large selection of wide fabric: Cotton, Flannel, & Fireside
50/50 Cotton-Bamboo & 100% Arctic Cotton Batting
Plus .
We also sell regular fabric, notions, patterns and more..

Open 9 to 5 Mon-Friday & most Saturdays (call ahead)

**76 Halifax Ave
Melville, SK**
Phone: **306 760-1573** or **306 728-8199** cell
innovativequilting@sasktel.net

"IT'S NOT A QUILT UNTIL IT'S QUILTED"

Kits

Glorious & Free



NOW AVAILABLE
www.quilteronfire.com

Sew Materialistic
THE FARMHOUSE EDITION

Sew Materialistic – The Farmhouse Edition is exclusively an online web store which is owned and operated by Cindy Tyson, the owner of Sew Materialistic – Brick and

This webstore is being operated independently of the retail store featuring products inclusive to it alone.

Cindy was already a retailer and decided due to COVID in 2020 that an online platform was necessary to try and survive this new retail landscape. Cindy is a farm wife and actively involved on the farm which is four hours away from her Brick and Mortar location

Cindy is an avid quilter, discovering her love for it after taking her first class in Saskatoon in 2016!

Sew Materialistic – The Farmhouse Edition will be operated from Cindy's Farmhouse

Facebook: www.facebook.com/
Instagram: www.instagram.com/

Handles (same for both): [@sewmaterialistic.thefarmhouse](https://www.instagram.com/sewmaterialistic.thefarmhouse)


Inspiration

Belinda Del Pesco Fine Art

Watercolors & Printmaking



Painting an Urban Watercolor on Clear Gesso



Read more ... <https://www.belindadelpesco.com/watercolor-on-clear-gesso.html/>



Taking a Break to Find New Quilt Inspiration

Learn Through Other Mediums

Quilt inspiration doesn't have to only come from other quilts. ZJ explains how using another crafting medium, like painting, can help boost creativity. She shares how stepping outside her comfort zone and trying something new made her look at colors, depth of field and the overall process of creating differently.

WATCH NOW


How to Create Unique Pieced Quilt Blocks



https://www.nationalquilterscircle.com/video/create-unique-pieced-quilt-blocks-012937/?utm_source=newsletter&utm_medium=email&utm_campaign=a6198&vsoid=A6189

Many quilts are created with pieced quilt blocks being the main focal points of a design. Heather Thomas shows you a fun technique to use to create pieced quilt blocks that can be used as background blocks in a design.

Once the strips of fabric have been prepared, Heather shows how to stitch them together. While she is still using a ¼ inch seam allowance for this technique it does not need to be exact as she shows how to trim them down after stitching. Heather shows how to lay the fabric strips at slight angles to each other when stitching them in place in order to create a pieced quilt block with more interest. The angles create strip widths that are wider and narrower in areas, rather than just straight strips. Once a large enough block has been created with the strips, Heather shows how to then cut apart the block into pieced strips. She then demonstrates how to stitch the pieced strips together to create a finished block giving tips on how to keep the seams straight and deal with all of the seam allowances that will be stitched over in the process.



Quilts
by Jen

How to make a design wall

by Jen | 20 Dec 2012 | Cool Tool
Thursday, Technique Tuesday

<https://quiltsbyjen.ca/how-to-make-a-design-wall/>

More: <https://suzyquilts.com/how-to-make-quilt-design-wall/>



The Print POP!

The Print Pop is a simple and subtle way to add that fun pop of color and interest to your quilt, and one I use time and time again.

Notice how, with the other orange fabrics, I also played with scale: I included a small, medium, and larger-scaled print. This variety also adds a lot of interest and balance in your print palette.




Give this a go -- start with a single color and grab some "blender" prints of that color, then find a print that is multi-colored, but includes your original color! Leave a comment below to Read more ... <https://shannon-brinkley.com/blogs/shannon-brinkley-studio-1/pop-in-the-print>

Temperature Emphasis



There are warm colors and cool colors. Warm colors (generally, yellow, orange, and red) will POP, while cool colors (blue, green, purples) will recede.



CONTINUE READING



<https://www.quiltofbelonging.ca/our-story-2/>

Quilt of Belonging is a collaborative work of art whose mission is to recognize Canada's diversity, celebrate our common humanity and promote harmony and compassion among people.



CONFLICT TEXTILES

The Story behind Conflict Textiles

Conflict Textiles has its origins in an exhibition *The Art of Survival: International and Irish Quilts* which was held at nine venues across Derry ~ Londonderry in early 2008. This exhibition, which also featured Chilean arpilleras (**three dimensional textiles from Latin America, which originated in Chile**) was the result of collaboration between Derry City Council Heritage and Museum Services and The Junction with guest curator Roberta Bacic.



<https://cain.ulster.ac.uk/conflicttiles/about-2/>

Social Justice Sewing Academy

<http://www.sjsacademy.org/>

Piecing together youth voices, textile art, and community in a 21st Century Sewing Circle.




.....

TOLEDO MUSEUM OF ART

<https://www.toledomuseum.org/node/5415>

COVID-19 Virtual Quilting Bee

The COVID-19 Virtual Quilting Bee was an open call to communities near and far to respond to the current pandemic, which marks a moment of change and uncertainty on a global scale. Individuals submitted photos of their blocks for inclusion in a virtual quilt. No experience was necessary, and participants of all backgrounds—beginners, everyday quilters and professionals, youth and adults, students, DIY communities, and studio artists alike—were encouraged to participate.



Saskatchewan Appointments for COVID-19 Vaccine

<https://www.saskatchewan.ca/>

You are encouraged to book online when you are eligible. By booking online you will have faster access to book your appointment. There is also a phone-in option if you require assistance. Vaccine supplies are limited and appointments are subject to change based on supply. We aim to minimize appointment changes and cancellations, however this is sometimes unavoidable due to vaccine supply. Thanks for your patience.

Weekly Garbage Collection Resumes on April 5



<https://www.regina.ca/home-property/recycling-garbage/>



How to Avoid a Scam via Email

<https://www.myaccess.ca/blog/how-to-avoid-a-scam-via-email>

Have you ever had contact with this company in the past?

Are there typos?


Does the email address look legitimate?

Are they asking for personal information?

CLASSIFIED

Ads

Janome SD \$4000



This is an excellent machine only 18 months old.
It comes with 1 year free servicing at Peachtree.

Please call or text Jerrilynn @ 306-746-7374



Over the past 15 years, *Brighter Futures for Children* has raised money to support the important work of SCEP CENTRE and the Regina Early Learning Centre. The 16th Annual Brighter Futures for Children fundraiser will be held online May 10 - 21, 2021. It will feature an online 50-50 raffle and an online silent auction. We will miss seeing you all at a LIVE event but we need your support now more than ever. Please consider donating to our Silent Auction.

I look forward to hearing from you in the near future.

I can be reached at **306-529-8329** or at **sforbes1@sakstel.net**.

Sincerely, Shauna Forbes, Executive Director SCEP CENTRE

For more information contact Myrna Pitzel Bazylewski Myrna.pitzel@sasktel.net

Thank you so much.

Prairie Piecemaker's Quilter's Guild General Membership Meeting Time: April 6, 2021 07:00 PM

Join Zoom Mtg Meeting ID: 846 7464 6777 Passcode: see email from Membership Committee

Welcome, call to order	Sharon
Introduction of program	Marlene
Break	
5 mins	
Approval of minutes from Jan 2021	Sharon
Nominations	Jymmi Kaye
New Business	Sharon
Show and share	All
Door prizes	Sharon
Adjourn	Sharon

Prairie Piecemakers Quilters' Guild Regular Monthly Meeting – January 5, 2021

Zoom Virtual Meeting due to COVID-19 Gathering Restrictions

Welcome and Call to Order – the President Sharon G. called the meeting to order at 7:01 p.m.

Approval of Meeting Minutes – Minutes of the November 3, 2020 meeting were approved. Motion to accept the minutes made by Jymmi Kaye and seconded by Shelby. Carried.

Program – Shelby L. introduced Joan Godfrey with Edge Finishes and Borders.

Director Reports:

President – Two challenges on the go. Temperature quilt challenge and a quilted object related to a book, *Breakfast at Tiffany's*. There will be prizes. Deadline is the June meeting.

Website – Jymmi Kaye D. reported the most hits ever after posting the Meals on Wheels placemats. The pillowcase and quilt donations produced a lot of website response, also. There are many viewers from many countries visiting our sites. We are looking for guest quilters that can be a guest blogger. Email Jymmi Kaye if you are interested. The temperature quilt is going but is kind of boring because the weather is boring. Sharon G. and Mary F. displayed their temperature quilts. Environment Canada has median temperatures in their historical data; those could be used as well as highs and lows.

Workshop -- Heather I. is cancelling all workshops

until it is possible to hold.

Program—Shelby L. reported Jymmi Kaye D. is presenting a demonstration on Inktense pencils. Heather Grover is going to help with the presentation. March program is Colleen Matheson and Lorna Brotzel presenting Log Cabin Variations.

Membership– Cheryl A. reported 58 members in attendance tonight. Mailchimp is our new communications service, so please check your spam for missing messages. The same meeting number and password will be used for the rest of the meetings for the year.

Committee Reports:

Connecting Threads – All meetings are cancelled until further notice. A message will be sent out when things change. Darlene and Marlene have batting and labels if you need. They will continue to distribute quilts to our charities as usual.

UFO – Renee advised the newsletter has the details. Email Renee of your finished quilts. Please indicate the quilt item number on your list.

Retreats – Dallas Valley will likely not happen because it is not safe but a final decision has not been made. Stay tuned.

Show and Share

Door prizes – Winners are Kath W. and Carol G.

Adjournment – Meeting was adjourned at 8:19 p.m.

Next meeting is February 2, 2021.



Advertising Information

The Prairie Piecemakers Quilters' Guild is entering its twenty-seventh year as an incorporated organization, serving quilters, promoting the quilting arts and supporting the development of quilting in Regina. Your advertisement is an effective way to reach a local and a broader audience of quilters:

Local audience: the Prairie Piecemakers Quilters' Guild publishes 10 newsletters each year, monthly from September through June. The newsletter is distributed to all Guild members (currently 128 members and growing).

Extended audience: advertisers in the newsletter are recognized on the Guild website (www.prairiepiecemaker.com) with a link to their website and/or contact information.

Each newsletter is posted on the Guild website and remains available for public download through the newsletter archive.

Timelines:

Advertisers should send their advertisement copy to the editor of the guild newsletter two weeks before the end of the month prior to the next issue of the newsletter. Please see the Guild website for our Advertising Guidelines.

Contact:

Inside the Guild Newsletter Editor
Prairie Piecemakers Quilters' Guild
Box 33043, Cathedral P.O.
Regina, SK S4T 7X2
Telephone: 306-584-9509
Email: newsletterppm@gmail.com
Website: www.prairiepiecemaker.com

Want to join the Guild?

Visitors and new members at all levels of quilting are welcome.

Guild membership consists of quilters of varying ages and abilities who share a great appreciation for the art of quilting and the fabric used to piece the quilts together:

- The membership year runs from July 1 to June 30 of the following year.
- New members are welcome at any time during the quilting season.

The Guild is a member of the Canadian Quilters' Association.

Please contact us by email at ppmqguild@gmail.com, through the website, or directly to a Membership Committee member (pg. 2).

Inside the Guild

Commercial Advertising Rates

Single Issue Rate			Full Year
Category	Size	Rate	Rate
Full page	7.5" x 10"	\$50.00	\$250.00
Half page (horizontal)	7.5" x 5"	\$25.00	\$125.00
Half page (vertical)	10" x 3.75"	\$25.00	\$125.00
Quarter page	3.75" x 5"	\$16.00	\$80.00
Business card	3.75" x 2.5"	\$8.00	\$40.00

Non-Commercial **Classified** Advertising Rates

Advertisements must be sewing, quilting, or fibre art related. 1/4-page and 1/2-page advertisements, containing a photo, a graphic, or an image are to be in .pdf, MSWord, or .jpeg format (ready for insertion) and sent to newsletterppm@gmail.com. Include your complete contact information.

Please make your cheque payable, in the correct amount, to PPQG and forward it to Prairie Piecemakers Quilters' Guild, Box 33043, Cathedral PO, Regina, SK. S4T 7X2.

Advertisement Sizes	Guild Member	Non-Guild Member
	Per issue	Per issue
Classified Ads of 50 words or less - no photo, graphics, or images	FREE maximum insertion 3 months	\$8.00
1/4 page	\$5.00	\$16.00
1/2 page	\$10.00	\$25.00

Except where noted, all graphics and photographs are from Google Images.

Privacy of Information: As a public organization, the Prairie Piece Makers Quilters' Guild, Inc. (PPQG) is compelled to abide by the Canadian rules applying to the Privacy of Information. We cannot share information about members without this consent. The personal information collected consists of name, address, telephone number, and email address and is used to contact members for Guild business. As the Guild's membership form does not specifically ask members if they will allow their names to be published in the newsletter, the newsletter will not publish full names, excepting for the executive and committee chairpersons, who have signed disclaimer forms for the editor or when expressed permission is provided. When submitting articles for the *Inside the Guild* newsletter, please state as to whether you will allow your full name to be published in the newsletter print format, available at Guild meetings and the online copy published on the Guild's website. *Thank you.*