

Prairie Piecemakers Quilters' Guild

Inside the Guild

Website: www.prairiepiecemaker.com

April
Issue 2022-04



SPRING



April 5, 2022 Member meeting will be **IN PERSON** at the **Good Shepherd Lutheran Church**, at 3825 Hillsdale Drive in Regina.

We **recommend** those in attendance wear a mask.

Instructions for Zoom to stream the meeting will be sent out before April 5th.
Check your email!



Guild Officers and Directors

President: Sharon G

Vice President: Tannis F

Secretary: Beth H

Treasurer: Marlene SC ppmgtreasurer@gmail.com

Guild Committees with Directors*

Library Committee:

Bonnie R* (Pat P, Mary O, Linda W, Debbie W)

Newsletter/Advertising:

newsletterppm@gmail.com Deena A*

Proofreading: Frances L & Mary F

Program Committee:

Linda B*

Website/Promotions Committee:

Jymmi Kaye D ppmguild@gmail.com

Workshop Committee:

Aline M*

Membership Committee:

Cheryl A* & Lynne R

Guild Committees

Meeting Dates 2020-2021

September 7, 2021

*October 5, 2021

*November 2, 2021

*December 7, 2021

*January 4, 2022

*February 1, 2022

*March 1, 2022

April 5, 2022

May 3, 2022

June 7, 2022

* ZOOM MEETINGS

50/50 Draw Committee:

Sheree S; Betty U

Retreats:

Shannon B* Jacquie B.

UFO's:

Renee B

Connecting Threads:

Marlene SC

Facebook Page: Jymmi Kaye D

DISCLAIMER

Information contained herein regarding any specific person, commercial product, or service by trade name, trademark, manufacturer, or otherwise, does not constitute or imply its endorsement, recommendation, or favouring by Prairie Piecemakers Quilters' Guild or it's directors.

Want to join the Guild? Information on last page.

Good Shepherd Lutheran Church 3825 Hillsdale Street Regina SK S4S 3Y5

Monthly Meetings

First Tuesday of month:

ZOOM OCT, NOV, DEC, JAN, FEB, MAR, 7 to 9 pm

Monthly Meetings

First Tuesday of month:

Sept to June, 7 to 9 pm

Website: www.prairiepiecemaker.com

Facebook: Prairie Piecemaker Quilters' Guild

Newsletter: newsletterppm@gmail.com

Email: ppmguild@gmail.com

Copyright: Prairie Piecemakers Quilters' Guild Inc.

Prairie Piecemakers Quilters' Guild

Box 33043, Cathedral P.O.

Regina, SK S4T 7X2



President's Pearls




After two years we're finally back in person, and hopefully it will last for the rest of the year. It's going to be great to see everyone again.

Since we'll be in person, please take advantage of the meeting to sign up for a volunteer shift at the upcoming quilt show. There's lots to do before this quilt show. Also, it's not too late to get some quilt raffle tickets, or help with sponsorship of the quilt show. As well, please sign up for the mystery quilt workshop if you are working on this year's edition.

Let's also remember that COVID isn't gone - we're just learning to live with it. Please remember to sanitize your hands, keep your distance, and to protect all present at the meeting, we're encouraging everyone to wear a mask.

While many people have said they can't wait to get back to the in-person meetings, we've also heard from those who have told us that attending is still not a viable option. Please know that we're working on a way for those who don't feel they can join the meeting in person, to still watch from their homes.



We have a full slate of people willing to let their name stand for board positions. The April 5, 2022 meeting also gives us an opportunity to accept nominations from the floor.

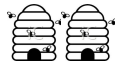
The following people have agreed to let their name stand to serve on the board:

Diane P for Library
Jymmi Kaye D for Website/Publicity
Cheryl A for Membership
Aline M for Workshop
Linda B for Program
Lynn B for Newsletter
Beth H for Secretary
Marlene SC for Treasurer
Tannis F for Vice President
Sharon G for President

If you would like to nominate yourself or someone else to be on the board you can do so at the April 5th meeting. Please ensure that if you are nominating someone other than yourself and they've agreed to let their name stand.

Sharon G





Prairie Peacemakers Fall Dallas Valley Quilters Retreat

Oct 13 – 16, 2022

The way we are going to do sign up is hopefully the fairest way we can go about doing this - with the intent to give everyone a chance to sign up if they wish to attend. Given the current limitations of Sask Health Guidelines (and we understand they will change) we are seeing the amount of people for the Fall retreat to 20 participants – so that each quilter has a single room and sewing station with required spacing. At 20 people this event will pay for itself so the fees may be slightly higher but we do need a minimum of 20 participants for the event to proceed. Estimated cost per person based on 20 participants is \$300.00 per person - This is only an estimate.

April 6th - June 1st

Send your name/phone number in an email to saskgirl1971@gmail.com between the dates above if you would like your name put into the lottery draw for the Fall Retreat. Your email may have more than one person listed but it is a lottery so names will be drawn separately.

Any emails received before April 6th will not be accepted – I will look to see if there is a question and if not the email will be deleted. You will have to resubmit an email in the timeframe stated above. You can not place your name into the lottery before April 6th.

June 7th meeting we will draw for the 20 spots - you do not have to be on line during the draw as your name will stand until we contact you and you say otherwise. The lottery winners will be contacted by the middle of August to confirm their participation and receive their forms/payment structure. Deposits will not be required at this time – full payment will need to be paid by Oct 5th guild meeting.

If your name was not drawn or you sent an email after June 1st then your name will go into the second lottery draw which will take place on September 6th,, 2022 at the guild meeting – this draw will take place if there are spots available. After this meeting if there are still spaces once the second lottery has happened, we will open to other guilds, family and friends.

Sask Health guidelines will be followed at the retreat venue whatever they may be at that time – masks in common areas, work space set up, etc. Forms will be sent out at a later date closer to the retreat - as well as payment plan information.

March 2022 Dallas Valley Retreat

Another successful quilt retreat is behind us and I have heard fun was had by all attendees.

Over 50 placemats were turned in for our guild's Meals-on-Wheels program, way to go ladies!

New this retreat was an instructed Friday night class, attended by almost every lady at the retreat. A huge thank you to our instructor Renee for a fun and educational evening. I have to say, for me, that possibly the best part of turning a chip bag into a zippered pouch was eating the chips. Wonder what the next retreat's class will be....

Also new, was 'Scrappy Saturday' Participants combined their bags of 2.5" fabric strips and after a day of 'racing', we had 11 completed Jellyroll Race

quilt tops. All to be donated to Connecting Threads...

Dallas Valley Staff once again opened up their new 'Tack Shop' for us to enjoy a selection of specialty coffees and teas. A delicious afternoon treat.

Out door activities were limited to the few brave souls that went walking in the uncomfortable weather we experienced. Unfortunately our Trail Ride was canceled due to inclement weather, maybe next retreat we will get to play with the horses.

Sunday afternoon came all too soon, as our 4 days of quilting fun came to an end, with cheery goodbyes and plans to get together in the fall. Looking forward to October's retreat.

Thanks, Shannon

Cindy-Rella's Sewing and Quilting

June 1st - 30th
25% off Seasonal Fabric
(cuts of 1 yard or more)

We are an Authorized Bernina, Brother,
Babylock and HandiQuilter
dealer and repair centre



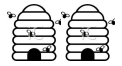
Shop in-store at:

Cindy-Rella's
Sewing and Quilting

1230 St John Street
Regina, SK
(306) 585-2227

Or Online at:

www.PrecutStash.com



FOOD GLORIOUS FOOD REVEAL

The Guild Challenge - Glorious Food

Create a small quilt (16" x 18") with reference to food appropriate for one of the four seasons of the year. These quilts can be pieced blocks, appliqué, abstract, scenic landscape, whimsical or artistic. What ever technique and style you want. You may even want to do your "comfort food" that was relied upon during the past year that would cover all 4 seasons! Or illustrate some of your newly discovered recipes since Covid started. Use your imagination to create something tasty or didn't turn out quite the way you wanted!

A quilter can create up to **four** quilt pieces but only **one** for each season. The deadline will be April 5, 2022 when you will display your quilt at the April meeting.

Quilted pieces can be entered into the Guild Quilt Show in May 2022.

Chitter Chatter Fabrics

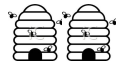
QUALITY QUILTING FABRICS AND
NOTIONS

6070 Beatty Road, Abbotsford, BC
Tuesday - Saturday 9-5

In-Store and Online Shopping
Quick Order Fulfillment
Great Shipping Rates

Visit us at:
www.chitterchatterfabrics.com
604-856-0420





Linda B

The Featured Speaker for March was Tara Evan.

She has given our guild members the opportunity to take 20% off online orders. Use the code "trunkshow".

<https://www.taraleequiltery.com/>



NO QUILT QUILTING

Professional Longarm Quilters

Moose Jaw, SK

**All our prices are very competitive.
We offer basting to extreme custom work. We offer it all!**

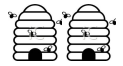
**With no training session involved, you can just walk in and start to load your quilt.
You can also have us pre-load your quilt for a small charge.
During a one-on-one session of no less than 4 hours, you may choose from many threads, and a large variety of edge to edge designs
- a creation that's all your own.**

If you have ever wanted to experience quilting your own quilt on a computerized machine with thousands of edge to edge designs to choose from, we have a plan for you!
We're offering our computerized Gammill Statter longarm machine in a great deal.
This will be a no sweat, and no stress experience

Of course, we still offer quilting for those who want to continue to have us quilt for you.
We also have a large selection of battings, including wide, black, wool/cotton blend, bamboo, 100% natural cotton, 100% cotton bleached white, 80/20 cotton poly, the last 2 being available in Hobbs, and Arctic.

**With the lowest prices around, don't hesitate to give us a call to book your spot!
You can call Colleen at 306-631-5303.**

Please don't hesitate to call us for any of your longarm needs.



Featured Speaker

Gladys Oleksyn



Gladys Oleksyn is our April presenter. Gladys is a retired elementary and Home Economics teacher from rural Saskatchewan who is now living in Regina. She started quilting seriously in the early 90's when she became an empty nester and had more time on her hands.

After starting quilting, she has expanded her quilting ideas through taking classes as well as attending Stitches Conference in Humboldt, a Quilt

Canada Conference, and her real highlights were attending Quilt Con in Nashville, Tenn. (2019) and Austin, TX (2020) plus taking virtual Quilt Con classes in 2021.

Gladys has been working her way through her stash of fabric and has created some wonderful quilts with her own design twist.

She is a member of the Regina and District Modern Quilt Guild.



117 Main Street, Carlyle SK

Phone: 306-453-2562

Colourful spring lines and new patterns are arriving daily!

Shopping local keeps money in your community and province, which benefits all of us.

Thank you for supporting local.

Visit us at:

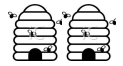
www.sasksewandsews.com

Big City Selection
Small Town Service!



www.facebook.com/carlylesewandsews Open: Monday to Friday 10 to 5





Mystery Quilt Workshop


Saturday, April 9th

Instructor: Tannis F

Location: Neil Balkwill Arts Civic Centre

Fee: \$35.00

Registration date: Friday, April 1st



Workshop Payment

To register, pay the workshop fee by the workshop deadline date and send an e-transfer to ppmgtreasurer@gmail.com or by cheque to Marlene Smith-Collins, 168 Birchwood Crescent, Regina SK S4S 5N4, If paying by cheque, please email ppmgtreasurer@gmail.com to let us know to keep your spot.

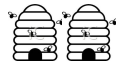
If you are unable to attend a workshop, please notify a member of the Workshop Committee. You will find Workshop Lead contact information on the page 2 of this newsletter.

You are responsible to find a replacement that can pay the Workshop fee and take your place. The Guild does not refund the registration fee when you are unable to attend, nor provide a credit for a future workshop. If the Guild cancels the Workshop, registration will be reimbursed.

If there is a waiting list for the workshop, the Workshop Committee will share the names on the waiting list for you to contact.

Some of our workshops rely on a certain number of participants to cover the expenses. We are trying to keep the costs, as reasonable as possible.

The Guild abides by provincial health regulations, as well as the regulations set by the facility we are renting. As such we may need to cancel face to face meetings. Masks are recommended. If you have health concerns please do consider wearing a mask to protect yourself and others.



WORKSHOP INFO

Kawandi Quilting Workshop March 26, 2022

Fula



Tikli

Belly



For more information about Kawandi have a look at the guild November newsletter *Women of Distinction* section for the article on Margaret Fabrizio.


 Peachtree Quilt Shop



INTRODUCING!!

*Custom Peachtree fabric in 2 colour ways!
Stop in to get yours on the bolt or in this
awesome bag kit!*

as of March 28, 2022



252 Points

C


Renee
Joan G
Cindy
Jymmi Kaye



216 Points

B

Jacque
Cheryl
Joanne
Sharon



Renee B



68 Points

A

Carol G
Robin
Shannon
Beth



MYSTERY QUILT 2021-2022 DESIGNED BY TANNIS F; TEXT BY BONNIE R.

March Mystery Quilt Block

CORRECTION

The error is in cutting the LONG STRIPS OF COLOUR 1.

Figure 1 is correct in all aspects.

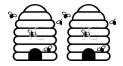
Figure 2 is correct in all aspects.

Figure 3 is not. Instead of cutting 2 - 2 1/2" x 6 1/2" strips, **they should be 2 - 2" x 6 1/2" Colour 1.**

Figure 4 is not. Instead of cutting 2 - 2 1/2" x 12 1/2" strips, **they should be 2 - 2" x 12 1/2" Colour 1.**

Figure 5 is not. Instead of cutting 2 - 2 1/2" x 18 1/2" strips, **they should be 2 - 2" x 18 1/2" Colour 1.**

THANK YOU TO JUDY M FOR THE TIP



Bonnie R Pat P, Mary O, Linda W

Yes! We have three new books in the library.

Quilted Faces

*An introduction to Fabric Portraits
by Valerie Wilson*

This creative fibre artist takes us through her “Introduction to Portrait” class. The Chapter headings: Getting Started, Understanding Values, Choosing Your Fabrics, Creating Your Portrait, Reviewing Your Work and Fusing, Stitching and Adding Detail, Quilting Your Portrait, and Finishing Touches takes you step by step through the class.

Ombre Quilts

*6 Colourful Projects
by Jenifer Sampou*

Have you noticed how trendy ombre fabric has become? This book has 6 projects, 1 table runner and 5 quilts in various skill levels from beginner to experienced and has a chapter on designing your quilts by cutting specific shapes from the fabric and then playing with the shape placements to come up with your design.

A good introduction to value study.

And for the dedicated scrap quilters,

The Bonnie & Camille *Quilt Bee* by Bonnie Olaveson and Camille Roskelley

The Sampler quilt show on the cover has instructions for 29 different blocks.
What more could you scrappy quilters want!



For me, being a husband, the only trick is hearing those voices. So come on up to Periwinkle for some, um, yard work? ... Oh, Yardage, yes yardage, and baffling books ... no that's not it ... ahhh, batting and books, kids? no Patti I am pretty sure nobody wants more kits, OH KITS, that's better. And don't forget the BerNinja with long arms?? No, no ... no. OK, Bernina machines and long arms. And Juki's.

270 - 2600 Eighth St. E., Saskatoon, SK
ph: 306-933-3072 e-mail: periwinkle@sasktel.net

follow us on *instagram* and *facebook*
www.periwinkle.biz





**BRODERICK
GARDEN CENTRE**
FABRIC | CRAFTS

**Bring this ad in for
10% off your purchase,
minimum \$50 purchase**

* Quilting Cotton by Moda; Northcott; Art Gallery; Free Spirit; FIGO; Kona; Ruby Star Society, etc

* Designers: Tula Pink, Tim Holtz, Alison Glass, V and G, Natural Born Quilter, Guicy Guice, Libs Elliott, Basic Grey, Gingiber, etc.

* We carry an extensive line of patterns, Quilters Select and Creative Grids rulers and templates, Aurifil Thread.

* Bag making supplies: Cork, Canvas, hardware from Emmaline Bags and Sallie Tomato,

www.broderickgardens.ca 420 Saskatchewan Ave E Outlook SK 306.867.8999

See us at the Davidson Quilt Show April 9

Home of Michele's Long Arm Quilting
OVER 8000 BOLTS OF FABRIC
Notions, Patterns & More

*MaMi's
Country
Quilts*



baby lock

253 Front Street, Duck Lake,
Sask.

Email: mamquilts@sasktel.net

Website: mamisquilts.com

306-467-4453

Classes and Retreats

Book a Private Retreat

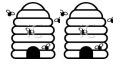


**Store Hours: Monday - Saturday
9am - 6pm**

Michele is also a Certified
Instructor for Judy Niemeyer
Quilting

Now Order Online

mamisquilts.com



General Newsletter

March 2022

Our work in the CQA/ACC office is gearing up for both the virtual Annual General Meeting being held May 31, 2022 and for the Quilt Canada 2022 conference being held in-person in Vancouver, BC.

Remember members get a discount on workshop registration fees only until the morning of March 29th. If you plan on taking a workshop don't delay in order to receive your discounted price. Of course, you can still register for workshops and all other offerings after March 29, you just cannot take advantage of your member discount. Here are other activities to participate in even if you won't be joining us in Vancouver in June:

- Buy a TrendTex Challenge kit, or enter your finished quilt.
- Mentor a young quilter and help them enter the 2022 JN Harper Youth Challenge.
- Finish up one one (or more!) of the 2022 Quilt Challenges and enter them online.
- Join the new Quilt Along for 2022.
- Volunteer for a Board or Regional Representative position that are advertised in the Noticeboard.

As always, we look forward to your feedback. Please let us know if you have any suggestions, comments, or questions.

Carole McCarville
CQA/ACC Executive Director

CANADIAN *Quilter*

Scrappy Inspirations

Going Vertical

by Marianne Parsons

How adorable is this fella? Marianne scours thrift shops for everything from curtains to suits, anything that speaks to her, and creates (among other things) 3D owls.

[READ MORE](#)



Second Story Quilting

Widebacks and Quilters Dream Batting



Fit For a Queen by Westrade

Wide range of colors ~ Cotton and Flannel -110"x108"

Quilter's Dream Batting

Cotton, Poly and Orient - King cuts (122"x108")

Christa Marcotte

Box 33

Torquay Saskatchewan S0C 2L0

Call or Text 306-421-7056

Email: acmarcotte@sasktel.net

Website: www.secondstoryquilting.ca

Blog: www.secondstoryquilting.blogspot.com

Pictures of colors can be texted or emailed.

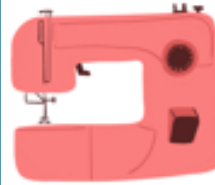
Sew Materialistic



We are the only fabric store in Northeast Saskatchewan!

Over 2000 bolts of quilting cotton!

We carry all your sewing needs, including:



- Wide back cotton and flannel
- Gutterman, Aurifil, and Mettler thread
- Woolly Nylon and Regular Serger Cones
- Cotton and polyester batting
- Pillow stuffing and forms
- Creative Grid Rulers
- and more!

We are located in Nipawin, SK!

**We are open Monday to Saturday,
9:00 AM to 5:00 PM**



Innovative Quilting

Computerized Longarm Quilting

*Specializing in "Edge to Edge" Quilting
Thousands of Patterns to select from*



Offering:

large selection of wide fabric: Cotton, Flannel, & Fireside
50/50 Cotton-Bamboo & 100% Arctic Cotton Batting
Plus .

We also sell regular fabric, notions, patterns and more..

Open 9 to 5 Mon-Friday & most Saturdays (call ahead)

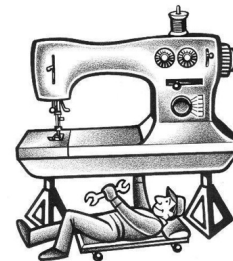
76 Halifax Ave
Melville, SK

Phone: 306 760-1573 or 306 728-8199 cell
innovativequilting@sasktel.net

"IT'S NOT A QUILT UNTIL IT'S QUILTED"

TREAT YOUR SEWING MACHINE TO A SPA!

Is your sewing machine telling you
it's spa time?



Call or text Darcy in Regina

306-501-2771

or email darcyzee@hotmail.com

GREAT RATES!

www.sewingmachinecleaningandrepairs-regina.ca



Regina District Modern Quilt Guild (RDMQG)

It is officially SPRING! The lambs of March can splash in April puddles!
New ideas, new colours, new projects... still time to complete and enter in the upcoming Quilt Show in May.

The first two of our current group challenges...Neighbourhood and Forest have been completed and are entered into the Quilt Show. The third, Rainbow, is being assembled. 80-90% of our members have participated in each of these challenges... "quilters united in learning together" ...having fun breaking the rules and piecing creatively.

More group challenges are in the plan while we wait for in person opportunities at our regular meeting site for our regular two monthly sew days at Sask Abilities. Subtraction, Burst the Block, Deconstruct and Seminole Piecing, all modern approach, will be arranged for in person gatherings.

We will be Zooming along in April with our meeting set for Sunday, April 3 at 12:45 pm – 2:30 pm.

GUESTS WELCOME. Please contact to request the Zoom Link:

rdmqg1@gmail.com or ruthbarlow@sasktel.net

Ruth B



affiliated with



<https://www.themodernquiltguild.com/get-involved>

SEFFARINE STARS



BY TIGHE FLANAGAN

<https://community.themodernquiltguild.com/resources/seffarine-stars-quilt-march-2022>

This advanced paper-pieced quilt is based on a traditional Moroccan zellige (tile mosaic) pattern found in many historic buildings around Morocco, among them the Seffarine Madrasa in Fez. This stunning quilt comes together with a block-based assembly, combining three different blocks, and is finished with a pieced border.

Quilters Haven

422 Main Street North
Moose Jaw S6H 3K2
306-693-8523

email: quiltershaveninc@sasktel.net
website: quiltershaveninc.ca

If you **LIKE** us on **FACEBOOK** you can keep up to date
with all the current happenings in our shop.
Heather, Arlyce & Staff at Quilters Haven

Loreen's Longarm Quilting Services

Loreen Yanko Owner
loreenyanko@gmail.com
95 Dale Cres
Regina, Saskatchewan S4N 5J6
306 761-0841



TINY STITCH QUILT SHOP INC.

24 - 810 CENTENNIAL BLVD
WARMAN, SK S0K 4S1
(306) 384 7858
TINYSTITCHQUILTSHOP@GMAIL.COM

SHOP ONLINE:
WWW.TINYSTITCHQUILTSHOP.COM



Henley Square Plaza
395 Ontario St,
St Catharines, ON
UpYurQuilt@gmail.com

NOW OPEN

Tues, Thur & Fri
8am-4pm
Wed 8am-6pm
Sat 8am-12pm
Sun/Mon closed
289-362-1443
www.UpYurQuilt.ca

TERRY WHITMAN

Custom Longarm Quilter

1-304-634-4603

Box 1586, Estevan SK S4A 2L7
gary.whitman@sasktel.net



angela@gypsysoulfabrics.ca
306-421-3083
Estevan, Sk

Gypsy Soul Fabric

invite us to your next retreat! We are mobil

Colleen's Quilting

Longarm Quilting Service

Colleen Matheson 290 Qu'Appelle Drive West
mathesonc@sasktel.net Lumsden, Saskatchewan
306 731-3603 SoG 3Co
APQS Millennium



National Chief



Assembly of First Nations

RoseAnne Archibald

<https://www.afn.ca/our-team/roseanne-archibald/>



AFN National Chief RoseAnne Archibald of Taykwa Tagamou Nation, is a strength-based and heart-centered leader, with 31 years of experiences in First Nations politics.


RoseAnne is a third-generation Chief in her family whose leadership has been ground breaking and historical for women and youth.

She was the first woman and youngest Chief elected for Taykwa Tagamou Nation (TTN) in 1990 at 23 years of age. She was also the first woman and youngest Deputy Grand Chief for Nishnawbe Aski Nation (NAN) as well as the first female and youngest Grand Chief for Mushkegowuk Council. She served a second term as Chief of TTN, and a second term as NAN Deputy Grand Chief. For nine years, she ran a successful consulting business providing advice and guidance to First Nations leaders, and organizations, specializing in negotiations and facilitation. She returned to elected leadership in 2018 becoming the first woman Ontario Regional Chief leading the Chiefs of Ontario.

RoseAnne has dedicated her adult life to serving and striving to create a better quality of life and future for First Nations people. She represents a generational change, bringing diplomacy and encouraging unity in the First Nations political system, while breaking down barriers since the start of her political career.

She was elected to Assembly of First Nations (AFN) National Chief in July 2021.

The Quilt Show Guild Challenge 2022 – Guidelines



Small Quilt

The guild challenge is using the theme *Lasting Imprint*.

Make a small quilt that expresses something that has left a lasting imprint on you.

Awards

- Best Theme
- Best Use of Colour
- Best Use of Thread
- Best Use of Applique
- Best Free Motion Quilting

Category 17: Guild Challenge:
Small quilt no bigger than 20 x20”
that expresses something that has
left a lasting imprint on you.



SPONSORSHIP OPPORTUNITY



**May 6-7, 2022
Regina, SK**

The Regina Prairie Piecemakers Quilters’ Guild is celebrating thirty years of quilting friendship, learning, and sharing of ideas which have left a lasting imprint on many quilters in Regina and surrounding area. Our members and many other accomplished quilters will be displaying their creative work at the *Lasting Imprint Quilt Show* on May 6-7, 2022 at the Caledonian Curling Club, 2225 Sandra Schmirler Way, Regina SK. We are inviting you to participate as a sponsor and be acknowledged at the quilt show

- ___ Platinum Sponsor \$500 or greater
- ___ Gold Sponsor \$200 - \$500
- ___ Silver Sponsor \$100- \$200
- ___ Bronze Sponsor Less than \$100
- ___ Awards Sponsor \$100 Do you have a preferred category? _____

Contact: _____

Phone Number(s) _____ Email _____

SEND PAYMENT: Prairie Piecemakers Quilters’ Guild, “Lasting Imprint Quilt Show” Box 33043, Cathedral P.O., Regina SK S4T 7X2

E-transfer – ppmgtreasurer@gmail.com

For more information, please contact us at ppmqguild@gmail.com



Guild Table

Sherill T.



What: An opportunity to sell your unused quilting fabrics and supplies so that you can turn them into cold hard cash and buy new quilting treasures! Well priced goods can net a significant payout. We will sell your items for a 20% commission that goes back to the Guild. We will also be accepting donations of items from Guild members as a Guild fundraiser.

Things that sell well: quilting fabrics or scraps priced for quick sale; patterns; quilt kits; magazines; quilting books; rulers; etc. All items went quickly at the last Quilt Show, especially books and magazines (no older than 10 years old please). Larger items that were priced for quick sale sold well too.

Where: Callie Curling Club, within the area of the Quilt Show, with a visible sign or banner.

When: The quilt show will be held Friday and Saturday May 6 & 7, 2022.

Item Drop off: Sherrill and her Committee will be at the Callie Curling Club on Thursday, May 5th, between 10 - 6 pm to check in your pre-marked items. If this time will not work for you, you can make other arrangements by calling or texting Sherrill @ (639) 915-0314. You will need to mark and record your own items so be prepared to take the time!! Please mark items in amounts of \$2 or higher. We will use the double tag approach again, plus record sheets with your vendor number and desired price on them. To make effective tags, simply sew a line of holes along the long side of an index card and cut your tags, marking on both your vendor number and your desired price. Contact

Sherrill to get your “vendor number” and the forms early so that you can do this at home.

Unsold Item Pick up: Saturday, May 7th - anytime after 4:00 pm. You will be given your sale amounts in envelopes, less the 20% Guild commission, at the June 2022 Guild meeting.

Things to Think About: if you are offering goods for sale, please consider volunteering for a shift at the Guild Table (it is fun anyway!). Don't be afraid to bring larger items – we have even sold sewing machines in the past! FQ's and yardage sells better when presented in Ziploc bags; many Ziploc bags also have a white space that you can mark your price and vendor number on. Larger clear plastic food trays also display nicely. Coordinated grouped FQ's sold well. Packing tape, painter's tape and masking tape usually sticks well but not always. If you are using stick-on labels, test them at home to make sure they stick! If we don't know who owns it, we can't sell it! Good quality scraps can be sold in larger zip lock bags.

Suggested prices (NOT written in stone!): Four or five magazines tied up with curly ribbon sold for \$3.00; Patterns \$2 each or up to 50% off retail price; Fat Quarters \$1-2 each depending on quality – remember that some vendors will be selling theirs for \$2.00+; Older books \$3 or \$4 and newer books can sell for up to 50% off retail price. Donated books, magazines, and yardage are great Guild fundraisers if you choose to donate them. Looking forward to seeing you at the Quilt Show!

We Need to Sell Raffle Tickets!



Beth H.

Tickets are \$2 each or 3 for \$5 and are available at Connecting Threads on Thursday mornings (at the Neil Balkwell Centre) or they can be requested by email at ppmguild@gmail.com.

Money from the raffle is used to buy batting for the many charity quilts that Connecting Threads makes. Connecting Threads donates 400-600 quilts per year to people who need support. This is in addition to the many pillow cases and place mats they make.

The quilts for the Quilt Show Raffle have been completed. We have two prizes this year.



The first is from a pattern called Tranquility. It was especially designed for this show by Tannis Fahlman and the pattern is only being used for this special quilt – making it absolutely unique. The top was made by Heather Innis, and it was quilted by Lois Gagnon. The fabric was supplied by Cindy-rellas.

This quilt is a great comfort quilt. It is 62" by 62" (155 cm x 155 cm) with a backing of minky - perfect for a lap quilt.



The second prize is a Christmas wall hanging. It was donated to Connecting Threads by Lynn Tomkins. It is 25" by 32" (63 cm x 81 cm), and would be an excellent addition to anyone's home. The hanging includes a sleeve for the rod to hang it. The creation of the wall hanging was a true group effort. A panel with some embroidery on it was donated to Connecting Threads. Lynn took the panel, got embroidery thread from one friend, buttons from a second friend, fabric for the border from a third friend and did the embroidery, assembling and quilting of the hanging herself.



S-1: Max perimeter 160". Hand or machine quilted.

M-2: **Hand Quilted or Hand Applique.** Made and hand quilted and/or hand appliqued by you Max perimeter 280".

M-3: **Self-machine quilted.** Max perimeter 280". Made and quilted by you on any size machine. Stipulate whether using longarm, sit-down machine, computerized program, pantograph and/or stitch regulator.

M-4: **Machine quilted by someone else.** Max perimeter 280". Stipulate whether using long arm, sit-down machine, pantograph, computerized program, and/or stitch regulator.

M-5: **Kit, Workshop, or Store Sample** Max perimeter 280". Stipulate who quilted it and whether using longarm, sit-down machine, computerized program, pantograph and/or stitch regulator.

L-6: **Hand Quilted or Hand Applique.** Made and hand quilted and/or hand appliqued by you. More than 280" perimeter.

L-7: **Self-machine quilted.** More than 280" perimeter. Made and quilted by you on any size machine. Stipulate whether using longarm, sit-down machine, pantograph, computerized program, and/or stitch regulator.

L-8: **Machine quilted by someone else.** More than 280" perimeter. Stipulate whether using longarm, sit-down machine, computerized program, pantograph, and/or stitch regulator.

L-9: **Kit, Workshop, or Store Sample** More than 280" perimeter. Stipulate who quilted it and whether using longarm, sit-down machine, computerized program, pantograph and/or stitch regulator.

I-10: **Innovative Quilt.** Maximum perimeter 280". Enter the brave new world of art quilts. Show us your original creation, using a variety of materials, not from a pattern or kit. Three dimensional elements such as fabric folding or embellishments are applicable. Be sure to list all of the interesting materials you used.

11: **New Generation Quilters.** For quilters 16 years of age or younger, this is for you. Quilt of any size using any technique.

12: **Group Quilt.** Completed by 3 or more people, any size. What have you and your quilting friends stitched up lately?

13: **Recycled.** Give recycled fabrics or material a second life, any size. 50% of the top must be from recycled fabric or material. Tell us what you started with..

14: **Modern Quilt.** Max 240" perimeter. Modern bed or wall quilts depict modern design and demonstrate personal expression and originality in the design, colour and/or techniques. Minimalism, asymmetry, expansive negative space, and alternate grid work are often a part of modern quilt compositions, as are improvisational piecing and solid fabrics. (Taken from CQA National Juried Show) Stipulate who quilted it and whether using longarm, sit-down machine, computerized program, pantograph and/or stitch regulator.

15: **Modern Quilt** More than 240" perimeter, Modern quilt as described in 14. Stipulate who quilted it and whether using longarm, sit-down machine, computerized program, pantograph and/or stitch regulator.

16: **Assorted Quilted Items:** table cloths, placemats, runners, bowls & boxes, bags, cushions, etc. Three dimensional elements or garments.



Registration is open for the Prairie Piecemakers Quilters' Guild, *Lasting Imprint 2022* quilt show. There is no limit to the number of items you can enter, but please complete an entry form for each one. Members are **free**; non-members are required to submit **one** \$15 entry fee for ALL entries (**it is true!**).

Enter your quilted items on the form at the following link

https://docs.google.com/forms/d/e/1FAIpQLSd3CHtunGPp-vMOb2VJGguO7seOalo8kAXvPqNkG_EHJZJE8A/viewform

A hard copy form can be found here,

<https://static1.squarespace.com/static/5f918e2627f3456c71e5c607/t/61da45b1528ab414a28f7635/1641694643060/FORM+-+entry-registration3.pdf>

All entries must have been made in the last 4 years (May 2018 to May 2022). Your entry will be acknowledged within a week. Deadline for submissions is Saturday, April 9, 2022, at 5 p.m. Registration fees can be paid by e-transfer or cheque. E-transfer to Marlene, ppmgtreasurer@gmail.com. Use the security question: What city will the quilt show be in?

Answer: Regina. Make your cheque payable to PPQG and mail it to

Prairie Piecemakers Quilters' Guild,
Box 33043, Cathedral P.O.



SOMETHING NEW THIS YEAR...

All categories, **except Category 17***, will include quilts with a "do not judge" designation.

These quilts will be for display only and will not be judged.

Please write in the story area of the form "Do not judge".

*Category 17 is the Guild Challenge and will be a judged only category.



Ready ?

Deena A.

WE need you Now ...

Only 1 month until the show.

Please consider joining us to make a successful show!

IN PERSON SIGN UP AT THE APRIL 5TH MEETING!

Yayyyyyy!

or

call Deena 306-757-6216

email newsletterppm@gmail.com

sign up through the website <http://www.prairiepiecemaker.com>

Quilt Show Penny Parade Donations:

Betty U.

Here are some themes of baskets:



Food & Drink - fabric, food items - **we do not need tea or mugs**

Animals - fabric, patterns, small useful items with animals on them

Seasonal - fabric (think holidays St. Patricks, valentine, winter, summer, Halloween etc. - **no Christmas items needed**)

Baby - fabric, patterns, small baby items (toys, books, bibs etc)

Miscellaneous sewing items are welcome as well like thread, clips, etc.

We appreciate all the donations but do not need anymore books, candles, bath stuff, xmas items.

Items can be dropped off at Connecting Threads on
Thursday between 9 and noon or contact
Betty at bettyurschel@gmail.com

Finally – some quilt shows to enjoy!

Quilt Show

Prairie Patches Quilt Guild

Davidson, SK

Saturday, April 9, 2022 10:00 – 4:00 pm
(Vendors open & demos)

Town Hall

206 Washington Ave

Admission \$5

Lunch will **not** be available – 8 restaurants in town

Door Prizes



Quilt Raffle Tickets 3/\$5

Available at:

Stedman's

Home Hardware

Midway Pharmacy & at the show

Guild Boutique

Merchant Mall

- Quilters Haven, Moose Jaw
- Broderick Garden Centre, Outlook

I'd like to convey an invite to all Prairie Piecemakers members and quilty friends to attend our spring quilt show. It's been 4 years since our last show and our members have been busy; well over 200 pieces will be on display.

We look forward to welcoming you to our show.

Cathy Palmer

Spring Bouquet of Quilts VIII

Weyburn Crocus Quilters Guild

2022 QUILT SHOW



Friday, April 29 from 4 - 9 p.m.

Saturday, April 30 from 10 - 4 p.m.

Weyburn Curling Rink (off Government Road)
Admission \$5 daily

Guild Feature Quilters: Eileen Wright and Eva Ziehl

Vendors (Quilting Supplies) – Demos – Raffles – Concession Available

We hope some of your members will be able to attend!

Happy Quilting!

Marg Stewart

(Co-chair of our Show)



This and That



All Beings Confluence is a collection of over 300 sheer panels created by many individuals across Western Canada and the US, with others from around the world. Each panel represents a single living Being - perhaps a ladybug, a bird, a tree, or a single blue-green algae who first provided our planet with oxygen. No single panel is every seen by itself and we are invited to walk amongst them.

The Last Mountain Lake Cultural Centre in Regina Beach is celebrating its 20th Anniversary by showing the Saskatchewan part which is now on display until April 30th. This consists of over 120 Beings, many created by Prairie Piecemakers Guild members, as well as others from the Regina Beach and Lumsden areas.

"Come and celebrate who we are together !!!"

LOCATION: Last Mountain Lake Cultural Centre,
140 Donovan St. Regina Beach The Gallery Hours are:
Wed, Fri, & Sat. 10:00 – 2:00 Thursday 4:00 – 8:00

Submitted by: Martha Cole, Companion of the Beings
(with the assistance of Shelby L and Peggy F for the last 12 years !!!)



I went out to the exhibit and I took the photos. This is just a very small sample of the whole show

Take care that you don't miss the turnoff as there is no sign!. Turn RIGHT off the highway when you see the South Shore School Sign . Then turn left when you see the Library sign. The Library and the Centre are in the same building.

Deena A

Inspiration

This and That



The Rhinoceros Project

<https://www.facebook.com/rhinocerosproject/>

The Rhinoceros Project begins with Albrecht Durer's woodcut, The Rhinoceros, and has spent the past two years conducting traveling, participatory sewing circles, primarily in the Bay Area, to embroider a life-size (7 x 9') version of Durer's print.

This embroidery will in turn be used as a matrix to create an edition of watermarks in handmade paper to commemorate the, now two, remaining Northern White Rhinoceros.



The watermark is a ghostly image, and the intention throughout the project is to create space for conversations on loss, extinction, value systems, and revitalization.

https://www.youtube.com/watch?v=d9FYhxO_Vrk&list=PLXsBpWjk3xVCTzucHkrU3ly5NlLa7mW3f&index=2

ANNOUNCING THE PANTONE COLOR OF THE YEAR 2022

ABOUT PANTONE COLOR OF THE YEAR

<https://www.pantone.com/color-of-the-year-2022>


Pantone 17-3938 Very Peri

A New Pantone Color Whose Courageous Presence Encourages Personal Inventiveness And Creativity.



<http://www.qsos.quiltalliance.org/>

AN ORAL HISTORY PROJECT DOCUMENTING QUILTMAKERS AND THEIR STORIES.



Top 10 tips for slow stitching quilts.
By Brandon Wulff January 23, 2022

https://bwulffandco.com/blogs/news/top-10-tips-for-slow-stitching-quilts?_pos=1&_sid=53bed08db&_ss=r



I have hand quilted smaller projects but this was my first large hand quilting project. I loved the freedom of being able to quilt one block at a time. It was fun to finish one block and then move to the next one and decide on how to quilt just that block. I could multi task, watch Netflix (who got me hooked on fringe and mad men?) and quilt at the same time! And I don't think I used my seam ripper once! BONUS!

<https://www.rebeccamaedesigns.com/homesweethome/finishing-hand-quilting/>



What Is Slow Stitching? (Slow Stitch Tutorial and Projects)

Modeled after the slow food movement, slow stitching encourages sewers to forget about perfection and forget about the finished article.

Instead, it nurtures the idea of enjoying the process of stitching for stitching's sake.

<https://sewingiscool.com/what-is-slow-stitching-tutorial/>



Stitching together Alberta's history: Quilts capture the untold stories of the quilters who made them

A quilt can tell a story – of a marriage, a family, a province. Quilts can also uncover pieces of history. Through her documentation of Alberta quilts, the Royal Alberta Museum’s Lucie Heins learned details of the hardships of early settler life – communicated by the women (primarily) who made them.

[READ MORE](#)

<https://royalalbertamuseum.ca/ram-up-close/past-talks>



Historic Sites of High Prairie quilt, Farm Women's Union of Alberta, c. 1970, High Prairie, Alta. Royal Alberta Museum



ParkArt 2022
Welcome back!
Friday July 1, 2022


<http://www.mjmag.ca/parkart>

461 Langdon Crescent Moose Jaw/SK/S6H 0X6/Canad p.306.692.4471 f.306.694.8016

GREAT SCOT

THE UKRAINE FOREVER TARTAN


We meticulously and respectfully designed this unique tartan to reflect Scotland's solidarity with the people of Ukraine; one sovereign nation to another. The simple but bold colour elements of both our country's flags are fused together. It is a strong and emotive tartan. It will endure.



<https://greatscotland.com/?fbclid=IwAR23yMW7k6a5AofWQErYnjhZibHcCJZKqLbzKa0OVN30ZHKPPImUN0kVQhs>



<https://www.conexusartscentre.ca/darke-hall>

 SGI customers to receive \$100 rebate per vehicle
<https://www.sgi.sk.ca/news?title=sgi-customers-to-receive--100-rebate-per-vehicle>

What Is Wordle and How to Play?

<https://www.theglobeandmail.com/canada/article-wordle-game-how-to-play/>

WORDLE <https://www.nytimes.com/games/wordle/index.html>

CANUCKLE <https://canucklegame.github.io/canuckle/>

The Senior Paper <https://www.theseniorpaper.com/>

The Senior Paper is a senior citizen focused publication based in western Canada. We've been publishing for over 40 years and issues are published the first Monday of each month, 11 times per year – every month except August.

In-person AND Virtual

REPAIR CAFE

<https://www.saskwastereduction.ca/events/swrc/repair-cafe-2022>



Have a flair for repair? The City is hosting a Repair Cafe on Saturday, April 9 at the Cathedral Neighbourhood Centre. We need volunteers to help fix household items like lamps, bikes, clothing and small appliances that need gentle repairs. If you have skills in woodworking, electrical, bike repair, clothing/textiles and furniture repair, please contact us.

Michael Hancharyk (he/him) Waste Minimization Specialist Water, Waste & Environment
306-552-4789 mhanchar@regina.ca

McMaster University OPTIMAL AGING PORTAL

<https://www.mcmasteroptimalaging.org/>

Walking Speed - Is It a New Vital Sign?

https://www.mcmasteroptimalaging.org/e-learning/walking-speed-is-it-a-vital-sign?utm_source=FB

Prairie Piecemakers Quilters' Guild Regular Monthly Meeting – September 7, 2021
Zoom Virtual Meeting due to COVID-19 Gathering Restrictions

1. Call to Order

The meeting was called to order by Pres Sharon at 7:10pm.

2. Minutes of Last Meeting

The minutes of the May 4th meeting were approved.

3. Program – Leanne Clifford

- Leanne gave a demonstration of her hand dyed fabrics and how she uses them in both traditional and non-traditional quilts.

- She will be instructing a workshop on dyeing fabric at the Neil Balkwill on Sept 18th.

- Leanne currently has a display of her art at the Neil Balkwill Centre.

4. Introduction of Board Members

Sharon introduced the Current Board members.

5. Mystery Quilt – Tannis and Bonnie

- This quilt was designed by Tannis with all the blocks being traditional but will be assembled in a modern way.

- Instructions are in the Sep Newsletter but the templates must be printed at actual size or 100% as the Newsletter prints them at 97%.

- Bonnie demonstrated the Sep blocks (Drunkard's Path) which she has arranged with colours in light, medium and dark fabrics.

6. 50/50

- When the 50/50 resumes, members are asked to bring exact change.

7. Workshops – Heather

- Masks are mandatory at all workshops.

- Sep 18 – Fabric Dyeing is full.

- Oct 23 – Lori will be teaching Paperless Paperpiecing at the SK Abilities. Availability of the venue won't be known until Oct 1. You can choose your own pattern or use one that Lori will have available.

8. 2022 Quilt Show – Tannis

- The show will be held on May 6 + 7th at the Callie Curling Club.

- Previous categories with large numbers of entries will be changed to reduce the size of the category.

- Tannis asked members that are interested in serving on this committee to contact her. Meetings are planned via Zoom until closer to the Show date.

- Demos at the show will include new idea/techniques. An area will be available for beginners to learn to quilt. Any member that would like to demo a skill/technique is asked to contact Tannis.

9. Retreats – Shannon

- The Oct retreat at Dallas Valley is full but anyone wishing to place their name on a wait list can contact Shannon or Jacquie.

- SHA protocols for COVID-19 will be in place during the 4 days.

10. Program – Linda

- Oct – Jeanette Zimmer will present a trunk show of her quilts.

- Nov via Zoom – Kim Caskey (Alberta) will present a tour of the Tokyo International Quilt Festival.

- Jan via Zoom - Bridget O'Flaherty (Ont) will present on thread painting.

- Feb via Zoom – Janet Baker will present on various ways of using flying geese.

11. Library – Bonnie

- There are many donated quilting art books/magazines that are free for the members to take.

- Members can borrow up to 3 books for 1 month.

12. Newsletter – Deena

- The Newsletter on the website will have the full version but will be abbreviated in the printed version at the meetings.

- Members that are making the Mystery quilt and want the printed instructions can contact Deena through the Guild email and she will print these for them.

13. Website – Jymmi Kaye

- Betty's assistance with Facebook is much appreciated.

- The website will promote Connecting Threads with their donation of comfort quilts and other items through pictures.

- Jymmi Kaye requested the members submit "quilting stories" for the Blog. She is willing to assist with writing their stories.

- An iPad is set up tonight via Zoom with Jacquie to determine if this is another option for members that are unable to attend meetings in person but wish to view the meetings. This will be evaluated by the Executive.

14. UFO's – Renee

- Members have until Oct 25th to sign up for this. Members can send an email to the Guild and it will be forwarded to Renee. Teams will be announced at the Nov Zoom meeting.

15. Membership - Cheryl

- 6 new members have joined the Guild this year.

- 49 members, 2 guests and 1 member on Zoom were present at the meeting.

16. Door Prizes – Sharon

- Door prizes were won by Mary B and Judy M.

17. Adjournment

The meeting was adjourned at 8:23pm.

Prairie Piecemakers Quilters' Guild General Membership Meeting Time: April 5, 2022 07:00 PM

General Membership Meeting Agenda

Call to order	Sharon
Presentation introduction	Linda
Presenter - Gladys Oleksyn	
Quilt show updates	Tannis/Deena/Beth/Judy/Shelley
Food Challenge Reveal	Linda
Break 10 minutes	
Minutes of Sep 07, 2021 meeting	Sharon
Nominations	Sharon
Upcoming Workshop	Aline
Upcoming Program	Linda
Library update	Bonnie
Mystery quilt	Bonnie
UFO update	Renee
Show and Share	Everyone
Membership	Cheryl
50/50	Betty
Door prizes	Sharon
Adjournment	Sharon

Next meeting is May 3 at Good Shepherd Lutheran Church

Call for proposed changes to the Guild Bylaws and Resolutions

As we approach our Semi-Annual General meeting in May, the Executive are required to call for proposed changes to the Guild [Bylaws](#) and to call for proposed Resolutions.

Should you have any proposed changes, please submit in writing to the President at ppmqguild@gmail.com no later than April 5, 2022

Then no less than 15 days before the May SAGM, you will be informed, via email, of the proposed changes.

Sincerely

Sharon Gerein
Guild President

Advertising Information

The Prairie Piecemakers Quilters' Guild is entering its 30th year as an incorporated organization, serving quilters, promoting the quilting arts and supporting the development of quilting in Regina. Your advertisement is an effective way to reach a local and a broader audience of quilters:

Local audience: the Prairie Piecemakers Quilters' Guild publishes 10 newsletters each year, monthly from September through June. The newsletter is distributed to all Guild members (currently 105 members and growing).

Extended audience: advertisers in the newsletter are recognized on the Guild website (www.prairiepiecemaker.com) with a link to their website and/or contact information.

Each newsletter is posted on the Guild website and remains available for public download through the newsletter archive.

Timelines:

Advertisers should send their advertisement copy to the editor of the guild newsletter two weeks before the end of the month prior to the next issue of the newsletter. Please see the Guild website for our Advertising Guidelines.

Contact:

Inside the Guild Newsletter Editor
Prairie Piecemakers Quilters' Guild
Box 33043, Cathedral P.O.
Regina, SK S4T 7X2
Telephone: 306-584-9509
Email: newsletterppm@gmail.com
Website: www.prairiepiecemaker.com

Want to join the Guild?

Visitors and new members at all levels of quilting are welcome.

Guild membership consists of quilters of varying ages and abilities who share a great appreciation for the art of quilting and the fabric used to piece the quilts together:

- The membership year runs from July 1 to June 30 of the following year.
- New members are welcome at any time during the quilting season.

The Guild is a member of the Canadian Quilters' Association.

Please contact us by email at ppmqguild@gmail.com, through the website, or directly to a Membership Committee member (pg. 2).

Inside the Guild

Commercial Advertising Rates

Single Issue Rate			Full Year
Category	Size	Rate	Rate
Full page	7.5" x 10"	\$50.00	\$250.00
Half page (horizontal)	7.5" x 5"	\$25.00	\$125.00
Half page (vertical)	10" x 3.75"	\$25.00	\$125.00
Quarter page	3.75" x 5"	\$16.00	\$80.00
Business card	3.75" x 2.5"	\$8.00	\$40.00

Non-Commercial Classified Advertising Rates

Advertisements must be sewing, quilting, or fibre art related. 1/4-page and 1/2-page advertisements, containing a photo, a graphic, or an image are to be in .pdf, MSWord, or .jpeg format (ready for insertion) and sent to newsletterppm@gmail.com. Include your complete contact information.

Please make your cheque payable, in the correct amount, to PPQG and forward it to Prairie Piecemakers Quilters' Guild, Box 33043, Cathedral PO, Regina, SK. S4T 7X2.

Advertisement Sizes	Guild Member	Non-Guild Member
	Per issue	Per issue
Classified Ads of 50 words or less - no photo, graphics, or images	FREE maximum insertion 3 months	\$8.00
1/4 page	\$5.00	\$16.00
1/2 page	\$10.00	\$25.00

Except where noted, all graphics and photographs are from Google Images.

Privacy of Information: As a public organization, the Prairie Piece Makers Quilters' Guild, Inc. (PPQG) is compelled to abide by the Canadian rules applying to the Privacy of Information. We cannot share information about members without this consent. The personal information collected consists of name, address, telephone number, and email address and is used to contact members for Guild business. As the Guild's membership form does not specifically ask members if they will allow their names to be published in the newsletter, the newsletter will not publish full names, excepting for the executive and committee chairpersons, who have signed disclaimer forms for the editor or when expressed permission is provided. When submitting articles for the *Inside the Guild* newsletter, please state as to whether you will allow your full name to be published in the newsletter print format, available at Guild meetings and the online copy published on the Guild's website. *Thank you.*